

Suburb Report

Know your neighbourhood.



Property Prices

Median House Price*

Median
\$810k

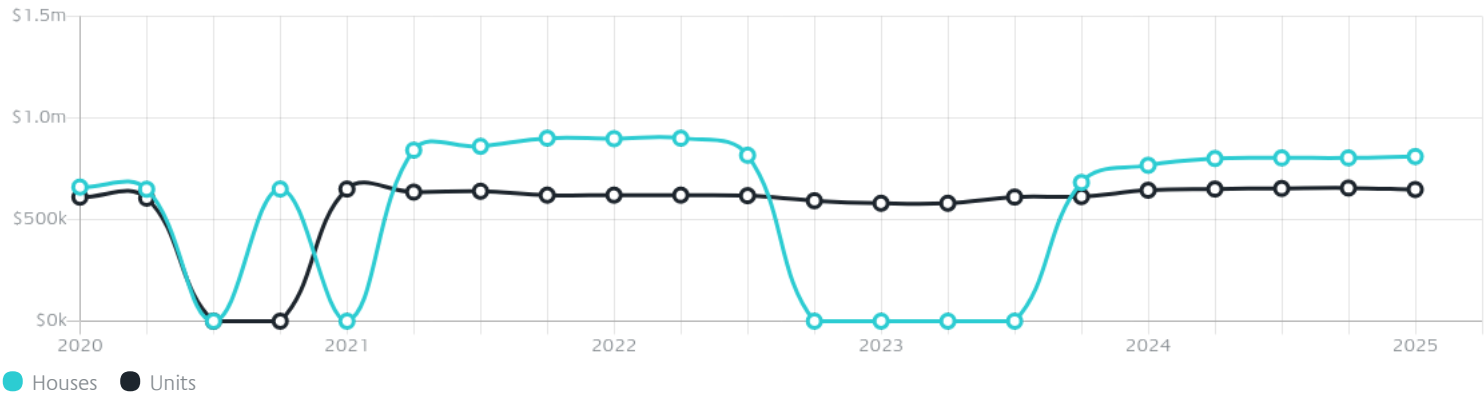
Quarterly Price Change
0.84% ↑

Median Unit Price*

Median
\$648k

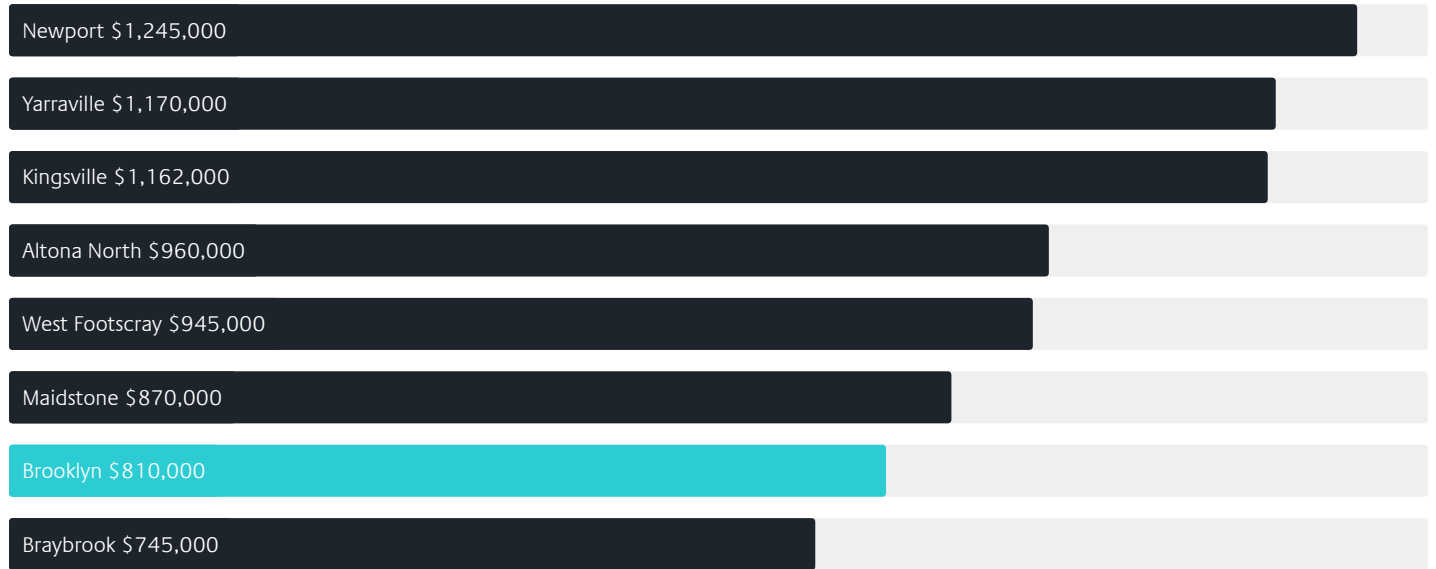
Quarterly Price Change
-1.14% ↓

Quarterly Price Change*




Surrounding Suburbs

Median House Sale Price*



Median Unit Sale Price*



Sales Snapshot

Sale Method^{*}



● Auction 20%
● Private 80%

Auction Clearance Rate^{*}

100%

Median Days on Market[^]

33 days

Average Hold Period^{*}

5.3 years

Insights

Dwelling Type[^]



● Houses 53% ● Units 47%

Ownership[^]



● Owned Outright 23% ● Mortgaged 40% ● Rented 37%

Population[^]

1,979

Median Asking Rent per week^{*}

\$550

Median Age[^]

34 years

Rental Yield^{*}













3.77%

Median Household Size[^]













2.2 people

Sold Properties~













Discover a snapshot of the most recent results for this suburb, to view the full 12 months of sales history, please go to jellisraig.com.au/suburbinsights

Address	Bedrooms	Type	Price	Sold
 3/3 Nolan Av Brooklyn	2	Townhouse	\$670,000	26 May 2025
 4 Conifer Av Brooklyn	3	House	\$868,000	01 May 2025
 2/53 Stenhouse Av Brooklyn	2	Townhouse	\$695,000	28 Apr 2025
 42 Millers Rd Brooklyn	2	Townhouse	\$715,000	24 Apr 2025
 1/44 Conifer Av Brooklyn	3	House	\$750,000	22 Apr 2025
 7/42 Nolan Av Brooklyn	1	Apartment	\$307,000	17 Apr 2025
 1 Richards Ct Brooklyn	2	House	\$780,000	16 Apr 2025
 1a Corrigan Av Brooklyn	3	House	\$1,057,000	12 Apr 2025
 4/22 Conifer Av Brooklyn	2	Townhouse	\$622,000	08 Apr 2025
 51 Primula Av Brooklyn	4	House	\$930,000	08 Apr 2025
 14 Cypress Av Brooklyn	4	House	\$810,000	05 Apr 2025
 3/22 Primula Av Brooklyn	2	Strata Unit/Flat	\$625,000	29 Mar 2025

Sold Properties~

Address	Bedrooms	Type	Price	Sold
 50 Stenhouse Av Brooklyn	3	House	\$830,000	28 Mar 2025
 31a Corrigan Av Brooklyn	4	Unit	\$992,000	27 Mar 2025
 2/51 Cypress Av Brooklyn	2	Townhouse	\$600,000	18 Mar 2025
 1/93 Cypress Av Brooklyn	2	Townhouse	\$590,000	14 Mar 2025
 23 Primula Av Brooklyn	3	House	\$810,000	14 Mar 2025
 3/22 Conifer Av Brooklyn	2	Townhouse	\$622,500	06 Mar 2025
 18 Paw Paw Rd Brooklyn	4	House	\$880,000	05 Mar 2025
 2b Nolan Av Brooklyn	3	Flat/Unit/Apartment	\$810,000	04 Mar 2025
 8/71 Cypress Av Brooklyn	2	Flat/Unit/Apartment	\$715,000	27 Feb 2025
 2/69 Corrigan Av BROOKLYN	1	Unit	\$583,000	22 Feb 2025
 4/52 Stenhouse Av Brooklyn	2	Flat/Unit/Apartment	\$590,000	21 Feb 2025
 2c Nolan Av Brooklyn	3	House	\$805,150	21 Feb 2025

Sold Properties~

Address	Bedrooms	Type	Price	Sold
 41 Cypress Av Brooklyn	12	Block of Units	\$1,751,000	20 Feb 2025
 6/41 Cypress Av Brooklyn	2	Subdivided Unit/Villa/Townhouse	\$328,000	18 Feb 2025
 2/41 Cypress Av Brooklyn	2	Subdivided Unit/Villa/Townhouse	\$270,000	18 Feb 2025
 3/41 Cypress Av Brooklyn	2	Subdivided Unit/Villa/Townhouse	\$270,000	18 Feb 2025
 1/41 Cypress Av Brooklyn	2	Subdivided Unit/Villa/Townhouse	\$291,000	18 Feb 2025
 4/41 Cypress Av Brooklyn	2	Subdivided Unit/Villa/Townhouse	\$291,000	18 Feb 2025
 5/41 Cypress Av Brooklyn	2	Subdivided Unit/Villa/Townhouse	\$301,000	18 Feb 2025
 675 Geelong Rd Brooklyn	3	House	\$750,000	08 Feb 2025
 1/8 Viola Av Brooklyn	3	Townhouse	\$680,000	08 Feb 2025
 2/26 Eames Av Brooklyn	2	Unit	\$605,000	05 Feb 2025
 627 Geelong Rd Brooklyn	0	Land	\$700,000	27 Dec 2024
 2/33 Conifer Av BROOKLYN	3	House	\$650,000	13 Dec 2024



Williamstown Office
84 Ferguson Street, Williamstown
03 8387 0000

jelliscraig.com.au

Data is current as of PDF generation date 01/06/2025

* Updated Quarterly for the past 12 months

^ Updated daily for the past quarter

~ Updated daily: 33 recent results.

This publication contains data, analytics, statistics and other information supplied by PROPERTYDATAONLINE PTY LTD (PropertyData). The data provided in this publication is of a general nature and should not be construed as specific advice or relied upon in lieu of appropriate professional advice.

PropertyData relies upon data supplied by third parties and while the data is checked and reviewed, PropertyData does not warrant the accuracy or completeness of the information to the full extent permitted by the law and excludes all loss or damage howsoever arising (including through negligence) in connection with the data supplied by PropertyData. The State of Victoria owns the copyright in the Property Sales Data and reproduction of that data in any way without the consent of the State of Victoria will constitute a breach of the Copyright Act 1968 (cth). The State of Victoria does not warrant the accuracy or completeness of the Property Sales Data and any person using or relying upon such information does so on the basis that the State of Victoria accepts no responsibility or liability whatsoever for any errors, faults, defects or omissions in the information supplied.