

Suburb Report

Know your neighbourhood.



Property Prices

Median House Price*

Median

\$1.30m

Quarterly Price Change

-0.95% ↓

Median Unit Price*

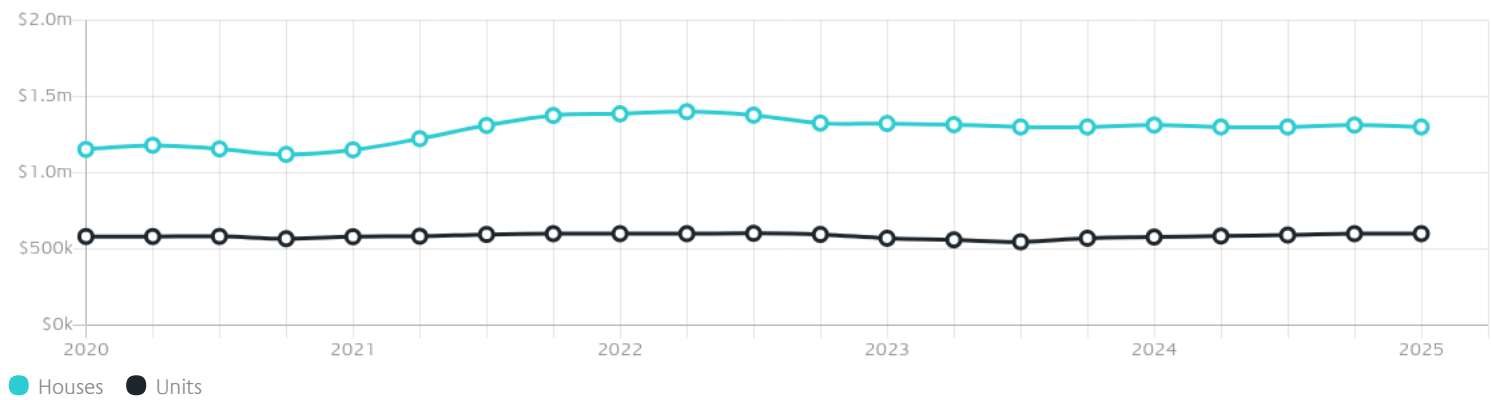
Median

\$600k

Quarterly Price Change

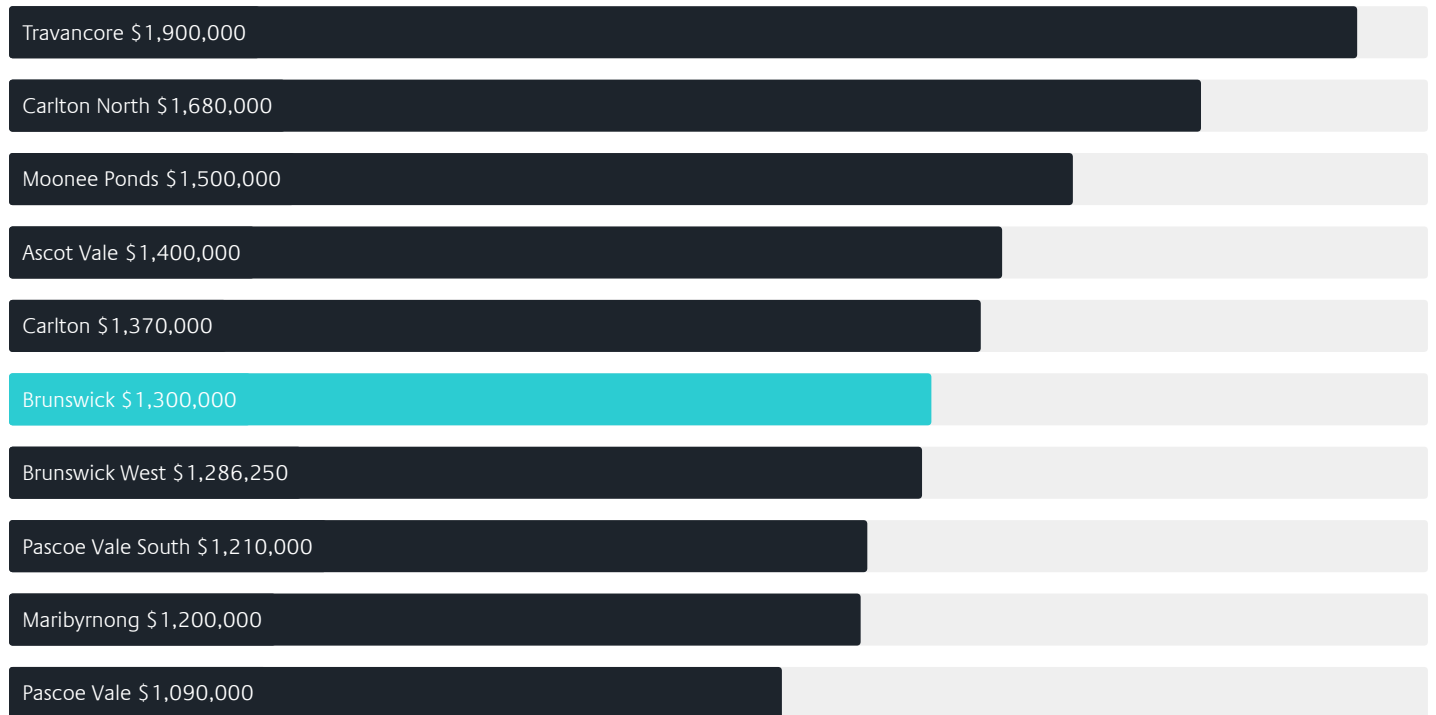
0.00% ↓

Quarterly Price Change*

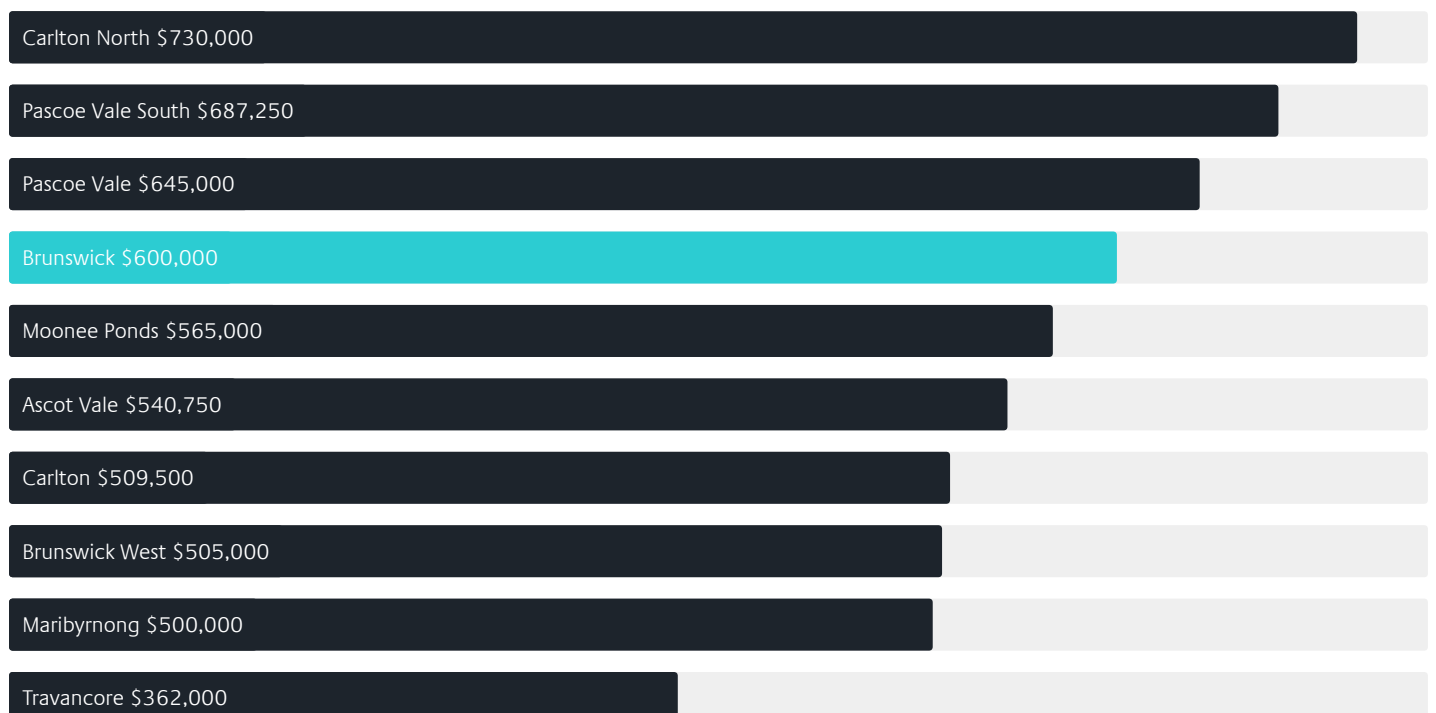


Surrounding Suburbs

Median House Sale Price*



Median Unit Sale Price*



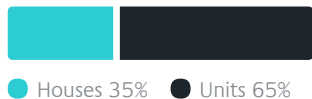
Sales Snapshot

Sale Method^{*}

● Auction 43%
● Private 57%

Auction Clearance Rate^{*}**82.89%**Median Days on Market[^]**24 days**Average Hold Period^{*}**7.5 years**

Insights

Dwelling Type[^]

● Houses 35% ● Units 65%







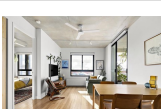





Ownership[^]

● Owned Outright 26% ● Mortgaged 29% ● Rented 44%













Population[^]**24,896**Median Asking Rent per week^{*}**\$725**Population Growth[^]**1.73%**Rental Yield^{*}**2.89%**Median Age[^]**34 years**Median Household Size[^]**2.1 people**

Sold Properties~













Discover a snapshot of the most recent results for this suburb, to view the full 12 months of sales history, please go to jellisraig.com.au/suburbinsights

Address	Bedrooms	Type	Price	Sold
 22 Annie Borat Cl Brunswick	2	Townhouse	\$916,000	28 Jun 2025
 8 Lawrence St Brunswick	2	Townhouse	\$1,008,000	27 Jun 2025
 7 Donald St Brunswick	5	House	\$2,250,000	21 Jun 2025
 7 Howard St Brunswick	2	House	\$1,720,000	21 Jun 2025
 66 Lydia St Brunswick	2	House	\$970,000	21 Jun 2025
 312 Barkly St Brunswick	2	House	\$1,431,000	21 Jun 2025
 204B/64 Breese St Brunswick	2	Apartment	\$842,000	18 Jun 2025
 10/697 Park St Brunswick	1	Apartment	\$423,500	18 Jun 2025
 4/339 Brunswick Rd Brunswick	3	Townhouse	\$1,218,000	17 Jun 2025
 712/1 Lygon St Brunswick	1	Apartment	\$332,000	17 Jun 2025
 603/1c Michael St Brunswick	2	Apartment	\$555,000	17 Jun 2025
 101/811 Park St Brunswick	2	Apartment	\$535,000	16 Jun 2025

Sold Properties~

Address	Bedrooms	Type	Price	Sold
 305/273 Lygon St Brunswick	2	Apartment	\$735,000	16 Jun 2025
 47 Gold St Brunswick	2	House	\$995,000	14 Jun 2025
 74/108-124 Union St Brunswick	2	Apartment	\$560,000	14 Jun 2025
 2/11 Barningham St BRUNSWICK	2	Townhouse	\$690,000	13 Jun 2025
 117/776 Sydney Rd Brunswick	2	Apartment	\$660,000	13 Jun 2025
 1/673 Park St BRUNSWICK	2	Apartment	\$610,000	12 Jun 2025
 74 Union St Brunswick	2	House	\$1,260,000	12 Jun 2025
 204/9 Florence St Brunswick	2	Apartment	\$815,000	11 Jun 2025
 3/18 Mitchell St Brunswick	2	Unit	\$539,000	10 Jun 2025
 7/19 Charles St Brunswick	4	Townhouse	\$1,390,000	07 Jun 2025
 14/117 Albion St Brunswick	2	Townhouse	\$1,053,000	05 Jun 2025
 90 Laura St Brunswick	3	House	\$1,270,000	04 Jun 2025

Sold Properties~

Address	Bedrooms	Type	Price	Sold
 48 Wilson St Brunswick	2	Townhouse	\$900,000	03 Jun 2025
 27 Howard St Brunswick	2	House	\$1,010,000	03 Jun 2025
 911/601 Sydney Rd Brunswick	1	Apartment	\$370,000	02 Jun 2025
 102 Blyth St Brunswick	4	House	\$1,180,000	02 Jun 2025
 18 Trafford St BRUNSWICK	3	House	\$1,500,000	31 May 2025
 10a Latrobe St Brunswick	4	House	\$1,650,000	31 May 2025
 50 Lydia St Brunswick	4	House	\$1,650,000	31 May 2025
 90 Weston St Brunswick	2	House	\$1,475,000	31 May 2025
 7/76 Brunswick Rd BRUNSWICK	1	Apartment	\$372,000	30 May 2025
 310/1 Dods St Brunswick	3	Apartment	\$2,250,000	30 May 2025
 202/17 Union St Brunswick	2	Apartment	\$558,000	28 May 2025
 3/705 Park St BRUNSWICK	1	Apartment	\$391,500	26 May 2025



Brunswick Office
179 Sydney Rd, Brunswick
03 9387 5888

jelliscraig.com.au

Data is current as of PDF generation date 01/07/2025

* Updated Quarterly for the past 12 months

^ Updated daily for the past quarter

~ Updated daily: 33 recent results.

This publication contains data, analytics, statistics and other information supplied by PROPERTYDATAONLINE PTY LTD (PropertyData). The data provided in this publication is of a general nature and should not be construed as specific advice or relied upon in lieu of appropriate professional advice.

PropertyData relies upon data supplied by third parties and while the data is checked and reviewed, PropertyData does not warrant the accuracy or completeness of the information to the full extent permitted by the law and excludes all loss or damage howsoever arising (including through negligence) in connection with the data supplied by PropertyData. The State of Victoria owns the copyright in the Property Sales Data and reproduction of that data in any way without the consent of the State of Victoria will constitute a breach of the Copyright Act 1968 (cth). The State of Victoria does not warrant the accuracy or completeness of the Property Sales Data and any person using or relying upon such information does so on the basis that the State of Victoria accepts no responsibility or liability whatsoever for any errors, faults, defects or omissions in the information supplied.