

Suburb Report

Know your neighbourhood.



Property Prices

Median House Price*

Median

\$1.30m

Quarterly Price Change

0.00% ↓

Median Unit Price*

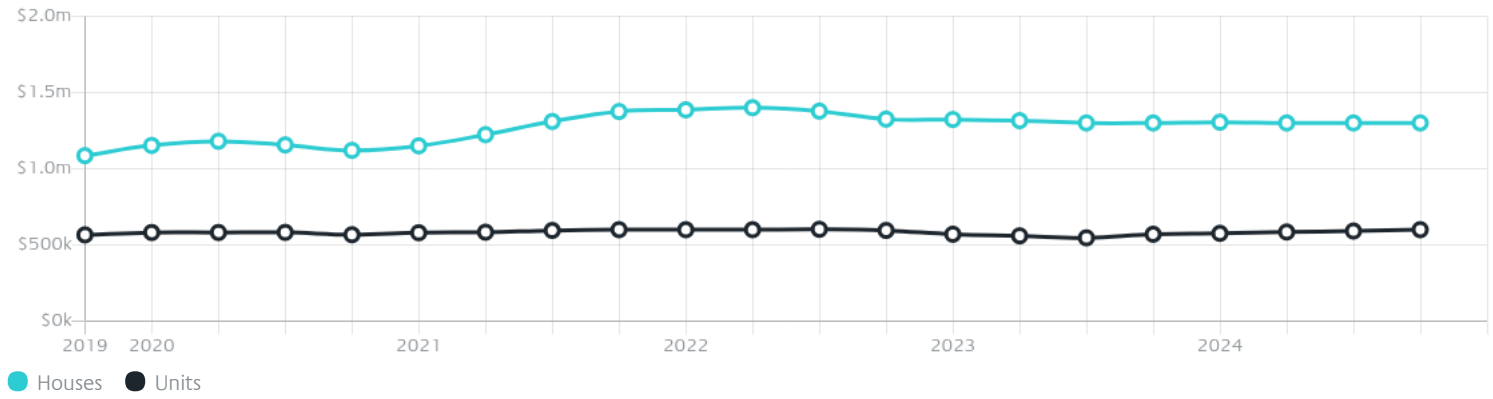
Median

\$600k

Quarterly Price Change

1.47% ↑

Quarterly Price Change*



Surrounding Suburbs

Median House Sale Price*



Median Unit Sale Price*



Sales Snapshot

Sale Method*



● Auction 40%
● Private 60%

Auction Clearance Rate*

81.13%

Median Days on Market^

28 days

Average Hold Period*

7.5 years

Insights

Dwelling Type^



● Houses 35% ● Units 65%

Ownership^



● Owned Outright 26% ● Mortgaged 29% ● Rented 44%

Population^

24,896

Median Asking Rent per week*

\$725

Population Growth^

1.73%

Rental Yield*

2.89%

Median Age^













34 years

Median Household Size^













2.1 people

Sold Properties~













Discover a snapshot of the most recent results for this suburb, to view the full 12 months of sales history, please go to jellisraig.com.au/suburbinsights

Address	Bedrooms	Type	Price	Sold
 113 /800 Sydney Rd Brunswick	2	Apartment	\$500,000	24 Feb 2025
 46 Lyle St Brunswick	3	House	\$1,420,000	24 Feb 2025
 383 Barkly St Brunswick	5	House	\$2,100,000	22 Feb 2025
 8 Belfast Rd Brunswick	3	House	\$1,316,000	22 Feb 2025
 33 Overend St Brunswick	2	House	\$1,917,000	22 Feb 2025
 13 Blair St Brunswick	2	House	\$1,160,000	22 Feb 2025
 84 Wilson St Brunswick	2	House	\$1,160,000	22 Feb 2025
 89 / 108-124 Union St Brunswick	2	Apartment	\$480,000	21 Feb 2025
 7 / 10 Charles St Brunswick	1	Unit	\$560,000	15 Feb 2025
 606 / 272 Barkly St Brunswick	2	Apartment	\$795,000	14 Feb 2025
 515 / 11 Ilhan La Brunswick	2	Apartment	\$861,000	13 Feb 2025
 120 / 37-43 Breese St Brunswick	2	Apartment	\$480,500	11 Feb 2025

Sold Properties~

Address	Bedrooms	Type	Price	Sold
 316/37-43 Breese St Brunswick	2	Apartment	\$493,000	11 Feb 2025
 601/12 Duckett St Brunswick	2	Apartment	\$850,000	10 Feb 2025
 405/288 Albert St Brunswick	1	Flat/Unit/Apartment	\$395,000	10 Feb 2025
 302/15 Union St Brunswick	2	Apartment	\$860,000	08 Feb 2025
 107 Blyth St Brunswick	3	House	\$1,435,000	08 Feb 2025
 102/12-32 Lux Way Brunswick	2	Apartment	\$552,000	08 Feb 2025
 404/623 Sydney Rd Brunswick	2	Apartment	\$750,000	07 Feb 2025
 C304/460 Victoria St BRUNSWICK	2	Apartment	\$431,000	07 Feb 2025
 318/1 Lygon St Brunswick	1	Apartment	\$319,000	06 Feb 2025
 6/170 Albion St Brunswick	1	Unit	\$425,000	06 Feb 2025
 402/747 Sydney Rd Brunswick	1	Apartment	\$340,000	04 Feb 2025
 12/825 Park St Brunswick	1	Studio Apartment	\$231,000	04 Feb 2025

Sold Properties~

Address	Bedrooms	Type	Price	Sold
 102/108-124 Union St Brunswick	2	Apartment	\$630,000	31 Jan 2025
 10/100 Blyth St BRUNSWICK	2	Apartment	\$640,000	30 Jan 2025
 604/812 Sydney Rd Brunswick	2	Apartment	\$735,000	30 Jan 2025
 10/10 Donald St BRUNSWICK	2	Apartment	\$578,000	28 Jan 2025
 611/288 Albert St Brunswick	1	Apartment	\$375,000	25 Jan 2025
 1/1 Chambers St Brunswick	3	Townhouse	\$1,190,000	25 Jan 2025
 115/201 Albert St Brunswick	2	Apartment	\$690,000	25 Jan 2025
 M02/288 Albert St Brunswick	1	Apartment	\$405,000	25 Jan 2025
 27 Eveline St Brunswick	4	House	\$1,065,000	24 Jan 2025
 220/1 Lygon St Brunswick	1	Apartment	\$285,000	23 Jan 2025
 18 Railway Pl Brunswick	2	Townhouse	\$830,000	23 Jan 2025
 312/7 Ovens St Brunswick	2	Strata Unit/Flat	\$550,000	23 Jan 2025



Brunswick Office
179 Sydney Rd, Brunswick
03 9387 5888

jelliscraig.com.au

Data is current as of PDF generation date 01/03/2025

* Updated Quarterly for the past 12 months

^ Updated daily for the past quarter

~ Updated daily: 33 recent results.

This publication contains data, analytics, statistics and other information supplied by PROPERTYDATAONLINE PTY LTD (PropertyData). The data provided in this publication is of a general nature and should not be construed as specific advice or relied upon in lieu of appropriate professional advice.

PropertyData relies upon data supplied by third parties and while the data is checked and reviewed, PropertyData does not warrant the accuracy or completeness of the information to the full extent permitted by the law and excludes all loss or damage howsoever arising (including through negligence) in connection with the data supplied by PropertyData. The State of Victoria owns the copyright in the Property Sales Data and reproduction of that data in any way without the consent of the State of Victoria will constitute a breach of the Copyright Act 1968 (cth). The State of Victoria does not warrant the accuracy or completeness of the Property Sales Data and any person using or relying upon such information does so on the basis that the State of Victoria accepts no responsibility or liability whatsoever for any errors, faults, defects or omissions in the information supplied.