

JellisCraig

BRUNSWICK

Suburb Report

Know your neighbourhood.



BRUNSWICK SUBURB REPORT

Median House Price*

Median

\$1.31m

Quarterly Price Change

1.00% ↑

Median Unit Price*

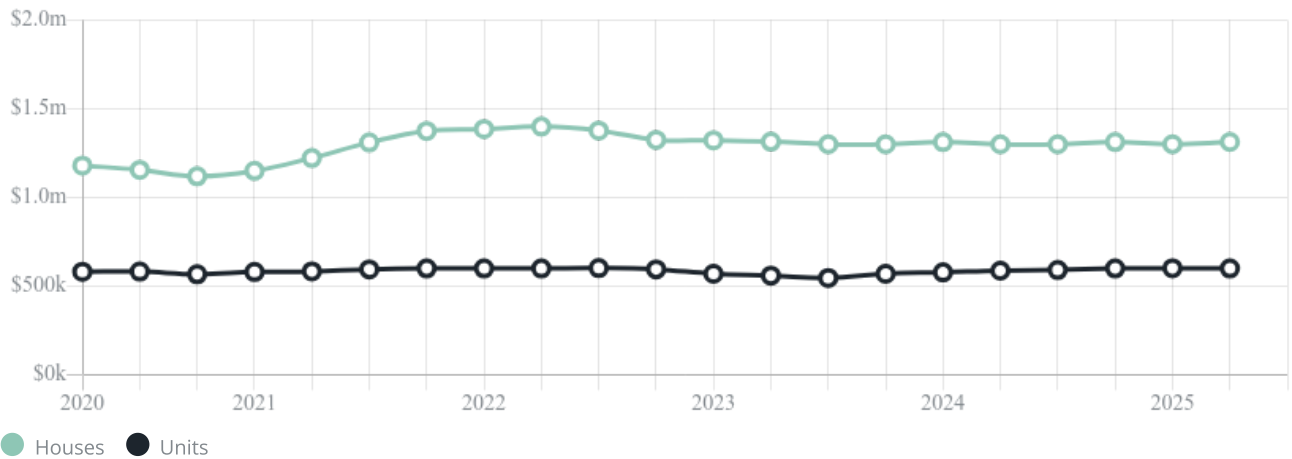
Median

\$600k

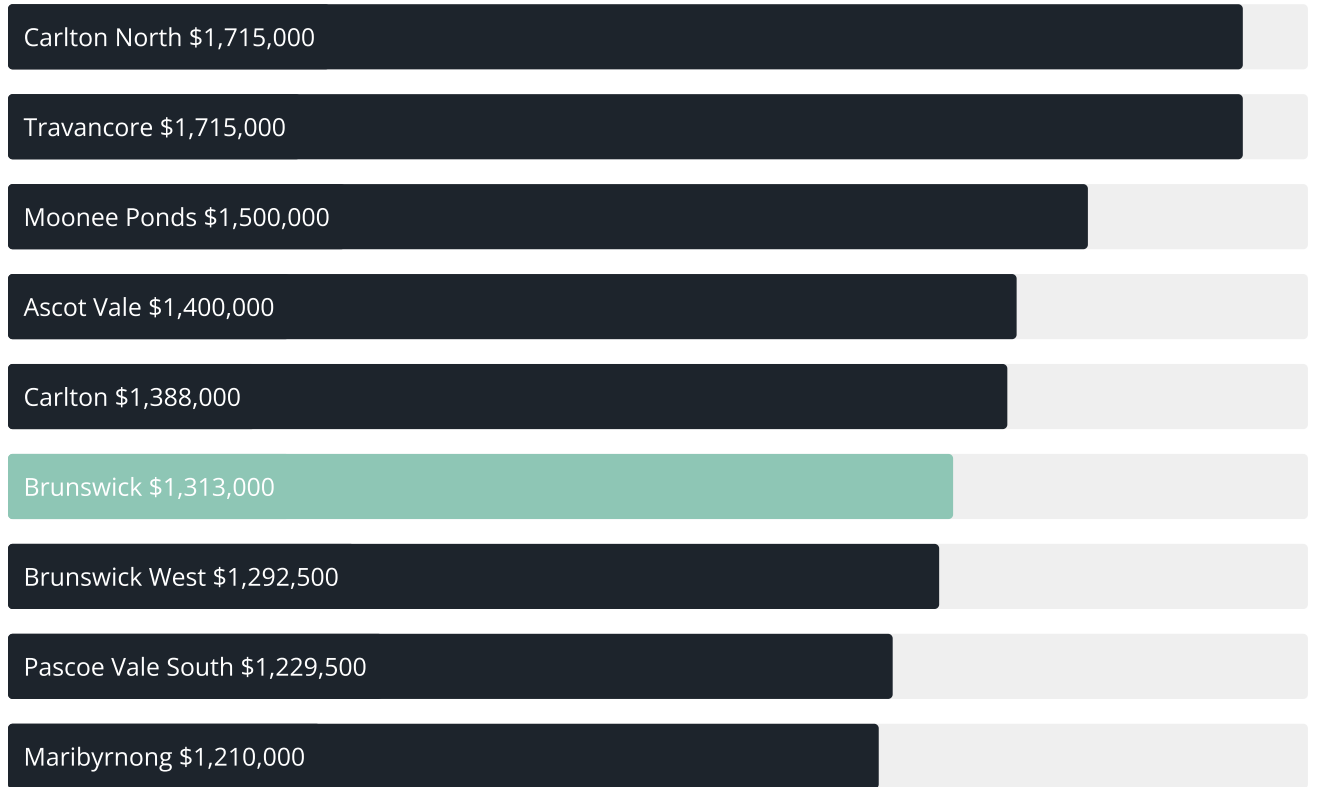
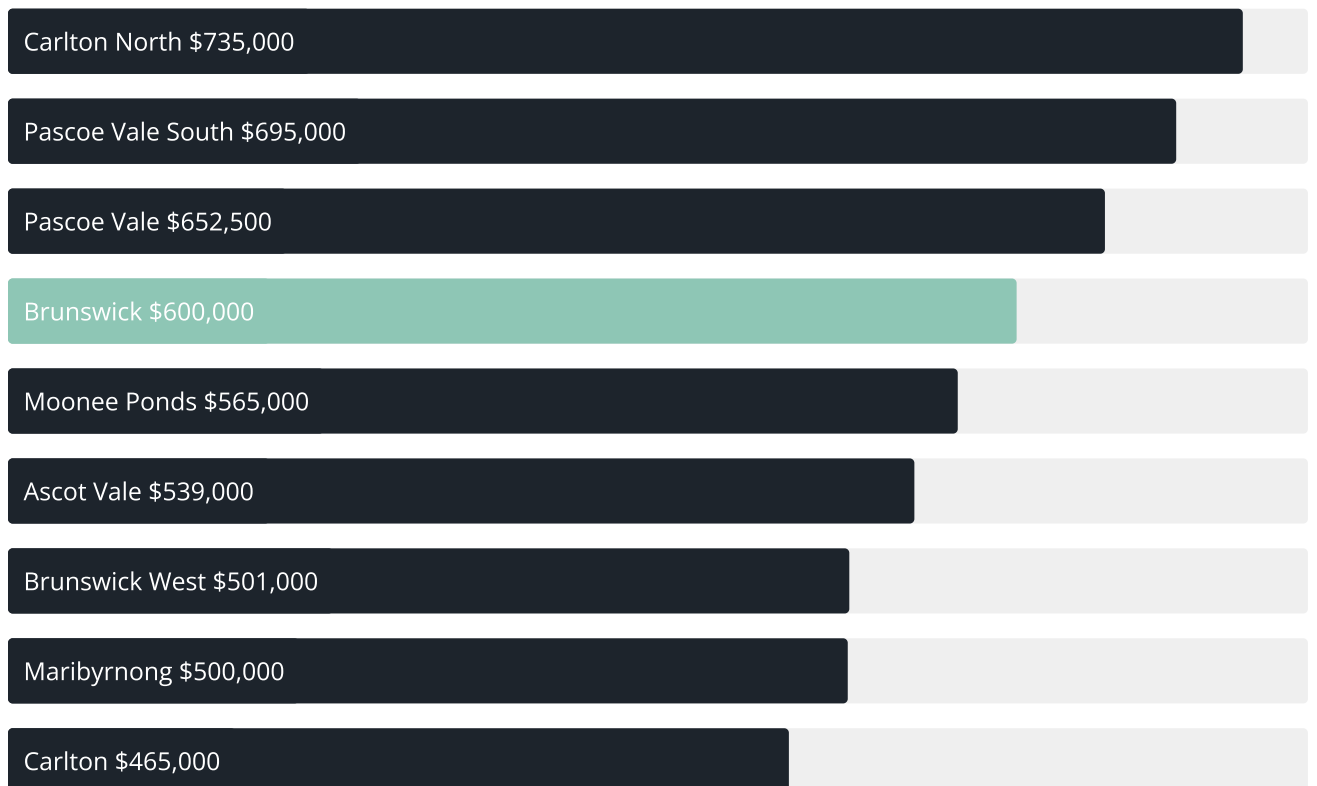
Quarterly Price Change

-0.20% ↓

Quarterly Price Change*



BRUNSWICK SUBURB REPORT

Median House Sale Price^{*}Median Unit Sale Price^{*}

BRUNSWICK SUBURB REPORT

Sale Method^{*}Auction Clearance Rate^{*}

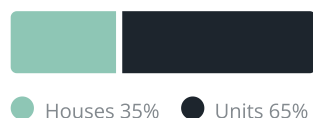
85.51%

Median Days on Market[^]

24 days

Average Hold Period^{*}

7.5 years

Dwelling Type[^]Ownership[^]Population[^]

24,896

Median Asking Rent per week^{*}

\$775

Population Growth[^]

1.73%

Rental Yield^{*}

2.89%

Median Age[^]











34 years

Median Household Size[^]











2.1 people

BRUNSWICK SUBURB REPORT











Discover a snapshot of the most recent results for this suburb, to view the full 12 months of sales history, please go to jellisrcraig.com.au/suburbinsights

| Address | Bedrooms | Type | Price | Sold |
|--|----------|-----------|-------------|-------------|
|  354 Barkly St BRUNSWICK | 4 | House | \$1,750,000 | 30 Aug 2025 |
|  55 Blair St Brunswick | 3 | House | \$1,330,000 | 30 Aug 2025 |
|  22 Sturrock St Brunswick | 3 | House | \$1,387,500 | 30 Aug 2025 |
|  1/227 Albion St Brunswick | 3 | House | \$1,210,000 | 27 Aug 2025 |
|  203A/60 Breese St Brunswick | 2 | Apartment | \$750,000 | 24 Aug 2025 |
|  23/99 Brickworks Dr Brunswick | 2 | Apartment | \$470,000 | 20 Aug 2025 |
|  2/1 Curtis Pl Brunswick | 3 | Townhouse | \$1,130,000 | 16 Aug 2025 |
|  191 Victoria St Brunswick | 3 | House | \$1,150,000 | 16 Aug 2025 |
|  47 Blair St Brunswick | 2 | House | \$1,004,000 | 16 Aug 2025 |
|  406/5 Union St Brunswick | 1 | Apartment | \$475,000 | 16 Aug 2025 |

BRUNSWICK SUBURB REPORT

| Address | Bedrooms | Type | Price | Sold |
|---|----------|-----------|-------------|-------------|
|  65 Laura St Brunswick | 4 | House | \$1,700,000 | 14 Aug 2025 |
|  5/97 Brickworks Dr Brunswick | 2 | Apartment | \$620,000 | 12 Aug 2025 |
|  3/117 Albion St BRUNSWICK | 2 | House | \$988,000 | 10 Aug 2025 |
|  19/74 Tinning St Brunswick | 3 | Townhouse | \$1,350,000 | 09 Aug 2025 |
|  42a Thistle St Brunswick | 3 | House | \$1,420,000 | 09 Aug 2025 |
|  6 Orient Gr Brunswick | 4 | House | \$2,310,000 | 09 Aug 2025 |
|  207/54-84 Percy St Brunswick | 2 | Apartment | \$650,000 | 08 Aug 2025 |
|  16/2 Pottery Ct Brunswick | 2 | Apartment | \$561,000 | 08 Aug 2025 |
|  15A Bank St Brunswick | 2 | Townhouse | \$812,000 | 07 Aug 2025 |
|  A306/460 Victoria St Brunswick | 2 | Apartment | \$495,000 | 06 Aug 2025 |

BRUNSWICK SUBURB REPORT

| Address | Bedrooms | Type | Price | Sold |
|---|----------|---------------------|-------------|----------------|
|  308/812 Sydney Rd Brunswick | 1 | Apartment | \$370,000 | 05 Aug 2025 |
|  613/601 Sydney Rd Brunswick | 1 | Apartment | \$350,000 | 04 Aug 2025 |
|  9 Mountfield St Brunswick | 3 | House | \$1,360,000 | 02 Aug 2025 |
|  207/1 Wilson Av Brunswick | 2 | Apartment | \$812,012 | 02 Aug 2025 |
|  103/19 Wilkinson St Brunswick | 1 | Apartment | \$500,000 | 01 Aug 2025 |
|  27b Barrow St Brunswick | 2 | Townhouse | \$1,042,000 | 29 Jul 2025 |
|  603/623 Sydney Rd Brunswick | 3 | Apartment | \$1,055,000 | 28 Jul 2025 |
|  17 Percy St Brunswick | 2 | House | \$1,178,000 | 28 Jul 2025 |
|  176 Brunswick Rd Brunswick | 4 | House | \$1,380,000 | 21 Jul 2025 |
|  108/388 Barkly St Brunswick | 3 | Flat/Unit/Apartment | \$1,638,000 | 19 Jul 2025 |



Brunswick Office
179 Sydney Rd, Brunswick
03 9387 5888

jellisraig.com.au

Data is current as of PDF generation date 01/09/2025

* Updated Quarterly for the past 12 months

^ Updated daily for the past quarter

~ Updated daily: 33 recent results.

This publication contains data, analytics, statistics and other information supplied by PROPERTYDATAONLINE PTY LTD (PropertyData). The data provided in this publication is of a general nature and should not be construed as specific advice or relied upon in lieu of appropriate professional advice.

PropertyData relies upon data supplied by third parties and while the data is checked and reviewed, PropertyData does not warrant the accuracy or completeness of the information to the full extent permitted by the law and excludes all loss or damage howsoever arising (including through negligence) in connection with the data supplied by PropertyData. The State of Victoria owns the copyright in the Property Sales Data and reproduction of that data in any way without the consent of the State of Victoria will constitute a breach of the Copyright Act 1968 (cth). The State of Victoria does not warrant the accuracy or completeness of the Property Sales Data and any person using or relying upon such information does so on the basis that the State of Victoria accepts no responsibility or liability whatsoever for any errors, faults, defects or omissions in the information supplied.