

Suburb Report

Know your neighbourhood.



Property Prices

Median House Price*

Median

\$1.31m

Quarterly Price Change

0.49% ↑

Median Unit Price*

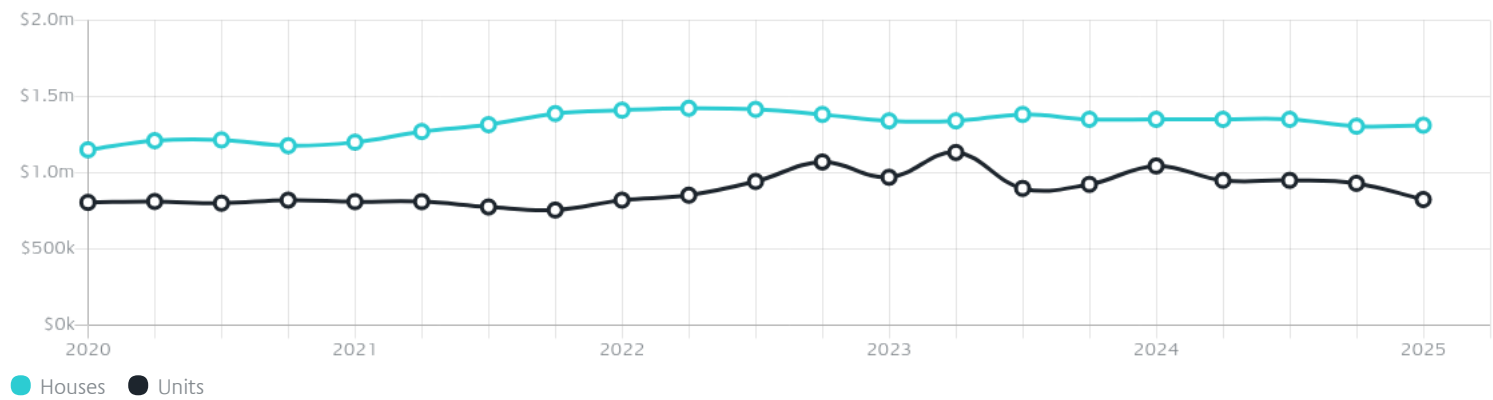
Median

\$824k

Quarterly Price Change

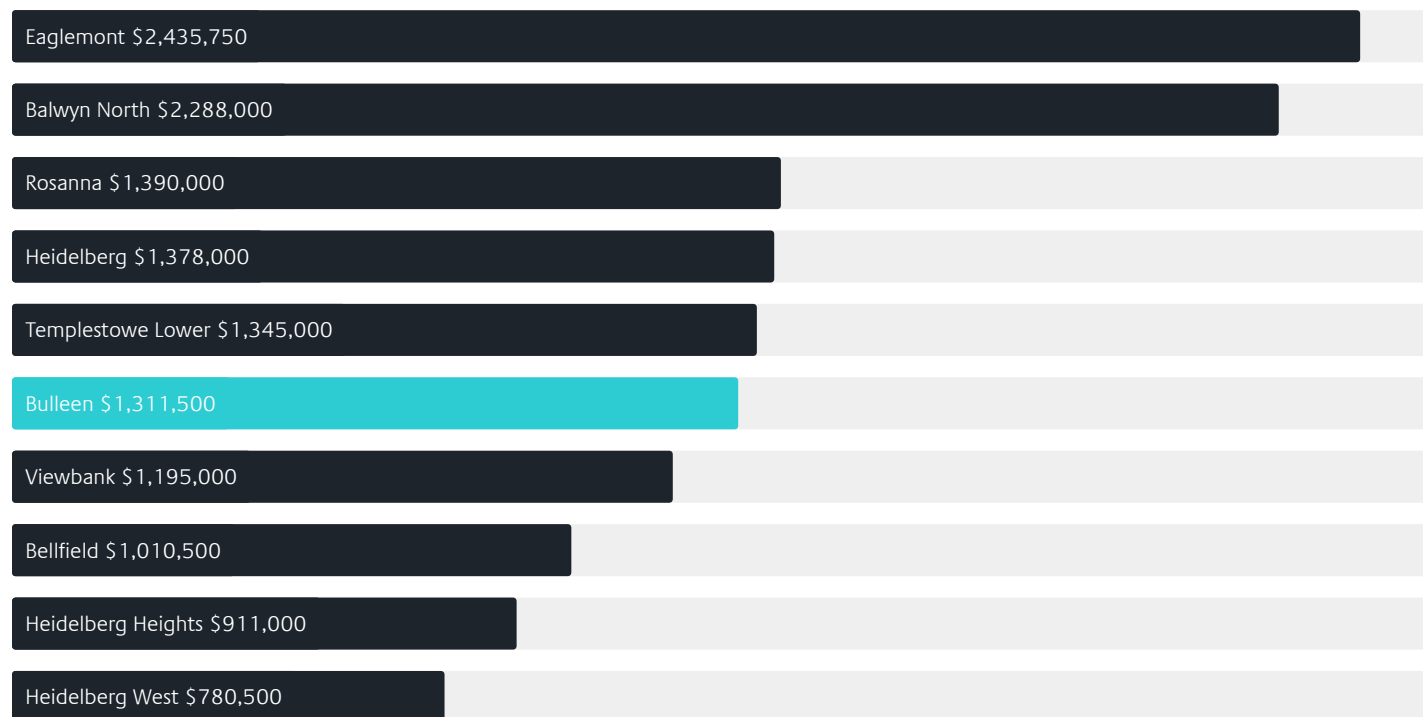
-11.39% ↓

Quarterly Price Change*

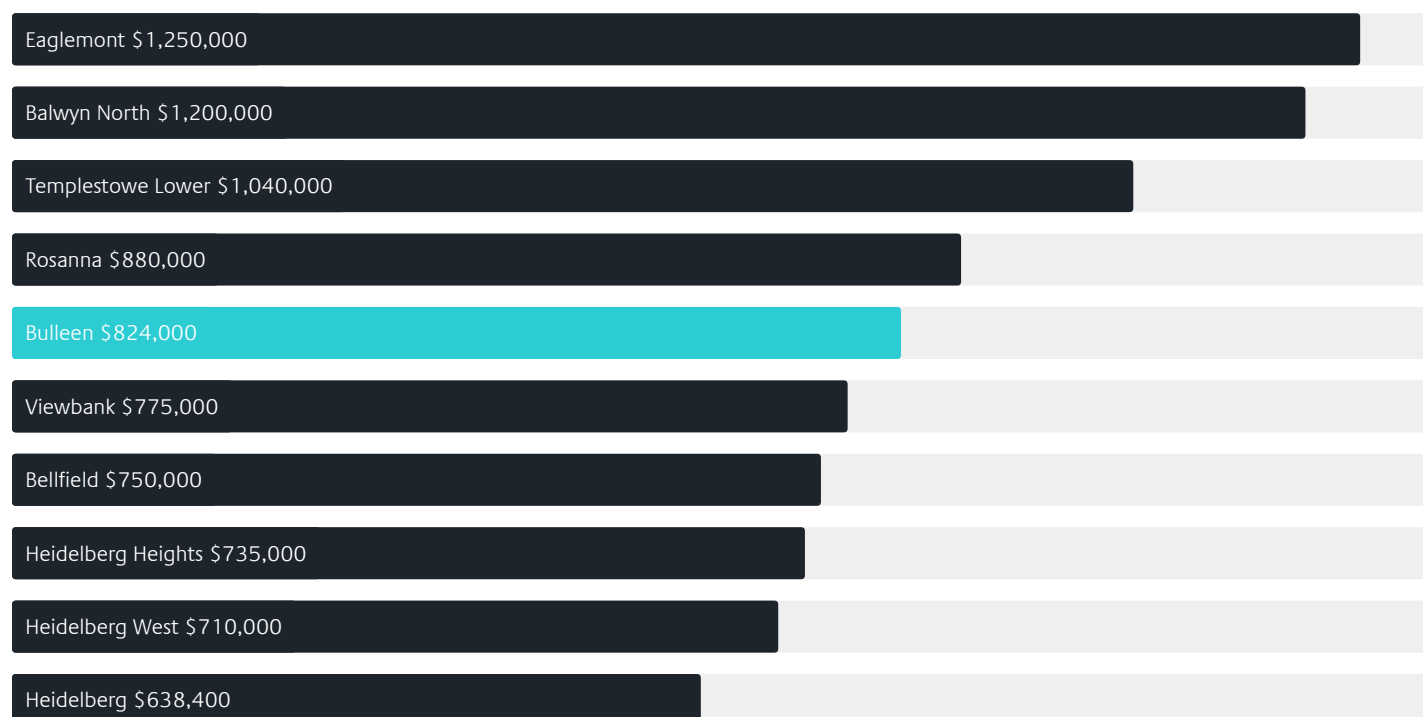


Surrounding Suburbs

Median House Sale Price*



Median Unit Sale Price*



Sales Snapshot

Sale Method*



● Auction 57%
● Private 43%

Auction Clearance Rate*

75.86%

Median Days on Market^

31 days

Average Hold Period*

7.5 years

Insights

Dwelling Type^



● Houses 80% ● Units 20%

Ownership^



● Owned Outright 52% ● Mortgaged 31% ● Rented 17%

Population^

11,219

Median Asking Rent per week*

\$690

Population Growth^

3.18%

Rental Yield*

2.51%

Median Age^













45 years

Median Household Size^













2.6 people

Sold Properties~













Discover a snapshot of the most recent results for this suburb, to view the full 12 months of sales history, please go to jellisicraig.com.au/suburbinsights

Address	Bedrooms	Type	Price	Sold
 1/16 Harold St Bulleen	2	Unit	\$876,000	28 Jun 2025
 2/8 Nirvana Cr Bulleen	3	Townhouse	\$900,000	26 Jun 2025
 20 England St Bulleen	3	House	\$1,025,000	21 Jun 2025
 2/130 Manningham Rd Bulleen	3	Townhouse	\$920,000	20 Jun 2025
 2/36 Lindsay St Bulleen	3	Townhouse	\$1,060,000	14 Jun 2025
 5/164 Manningham Rd Bulleen	3	Apartment	\$665,000	07 Jun 2025
 23 Calderwood St Bulleen	4	House	\$1,115,000	07 Jun 2025
 11 Gympie St Bulleen	4	House	\$1,425,000	29 May 2025
 81 Helene St Bulleen	4	House	\$1,370,000	28 May 2025
 26 Furneaux Gr Bulleen	3	House	\$1,140,000	24 May 2025
 10 Kathleen Gr Bulleen	4	House	\$1,307,500	24 May 2025
 69 Golden Way Bulleen	4	House	\$1,155,000	22 May 2025

Sold Properties~

Address	Bedrooms	Type	Price	Sold
 54 Pinnacle Cr Bulleen	3	House	\$1,380,000	10 May 2025
 56 Pinnacle Cr Bulleen	4	House	\$1,375,000	09 May 2025
 202/164 Manningham Rd Bulleen	2	Flat/Unit/Apartment	\$500,000	08 May 2025
 17 Lindsay St Bulleen	4	House	\$2,725,000	05 May 2025
 1/1 St Andrews Cr Bulleen	2	Townhouse	\$727,000	30 Apr 2025
 208/164 Manningham Rd Bulleen	2	Flat/Unit/Apartment	\$488,000	29 Apr 2025
 29 Vera St Bulleen	3	House	\$1,350,000	28 Apr 2025
 7 Maringa St Bulleen	4	House	\$1,300,000	28 Apr 2025
 21 Calderwood St Bulleen	3	House	\$1,560,000	26 Apr 2025
 14 Alfreda Av Bulleen	4	House	\$1,808,000	26 Apr 2025
 1 Cuthbert St Bulleen	5	House	\$1,410,000	19 Apr 2025
 30 Latrobe St Bulleen	3	House	\$1,112,500	14 Apr 2025

Sold Properties~

Address	Bedrooms	Type	Price	Sold
 61 Golden Way Bulleen	5	House	\$1,380,000	12 Apr 2025
 1 Jindalee Ct Bulleen	5	House	\$1,410,000	12 Apr 2025
 13 Alison Av Bulleen	3	House	\$1,111,111	11 Apr 2025
 7 Cone St Bulleen	3	House	\$1,408,888	05 Apr 2025
 24 Warringal St Bulleen	4	House	\$1,380,000	05 Apr 2025
 19 Ben Nevis Gr Bulleen	4	House	\$1,300,000	04 Apr 2025
 106 / 194 Manningham Rd Bulleen	2	Apartment	\$512,000	03 Apr 2025
 3A Rose Av Bulleen	3	House	\$1,250,000	03 Apr 2025
 1 / 1a Kampman St Bulleen	3	Townhouse	\$1,060,000	03 Apr 2025
 52 Lonsdale St Bulleen	4	House	\$1,428,000	29 Mar 2025
 118 Willow Bnd Bulleen	4	House	\$1,350,000	29 Mar 2025
 203 / 194 Manningham Rd Bulleen	3	Flat / Unit / Apartment	\$503,000	24 Mar 2025



Doncaster Office
Level 1 / 1006 Doncaster Road, Doncaster
03 8841 4888

jelliscraig.com.au

Data is current as of PDF generation date 01/07/2025

* Updated Quarterly for the past 12 months

^ Updated daily for the past quarter

~ Updated daily: 33 recent results.

This publication contains data, analytics, statistics and other information supplied by PROPERTYDATAONLINE PTY LTD (PropertyData). The data provided in this publication is of a general nature and should not be construed as specific advice or relied upon in lieu of appropriate professional advice.

PropertyData relies upon data supplied by third parties and while the data is checked and reviewed, PropertyData does not warrant the accuracy or completeness of the information to the full extent permitted by the law and excludes all loss or damage howsoever arising (including through negligence) in connection with the data supplied by PropertyData. The State of Victoria owns the copyright in the Property Sales Data and reproduction of that data in any way without the consent of the State of Victoria will constitute a breach of the Copyright Act 1968 (cth). The State of Victoria does not warrant the accuracy or completeness of the Property Sales Data and any person using or relying upon such information does so on the basis that the State of Victoria accepts no responsibility or liability whatsoever for any errors, faults, defects or omissions in the information supplied.