

JellisCraig

BULLEEN

Suburb Report

Know your neighbourhood.



BULLEEN SUBURB REPORT

Median House Price*

Median

\$1.35m

Quarterly Price Change

2.42% ↑

Median Unit Price*

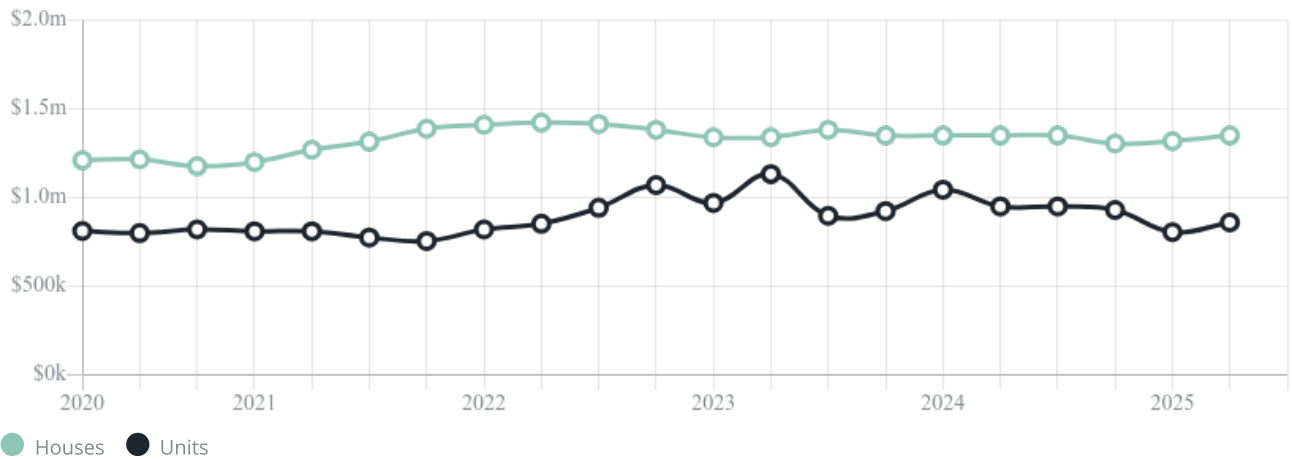
Median

\$860k

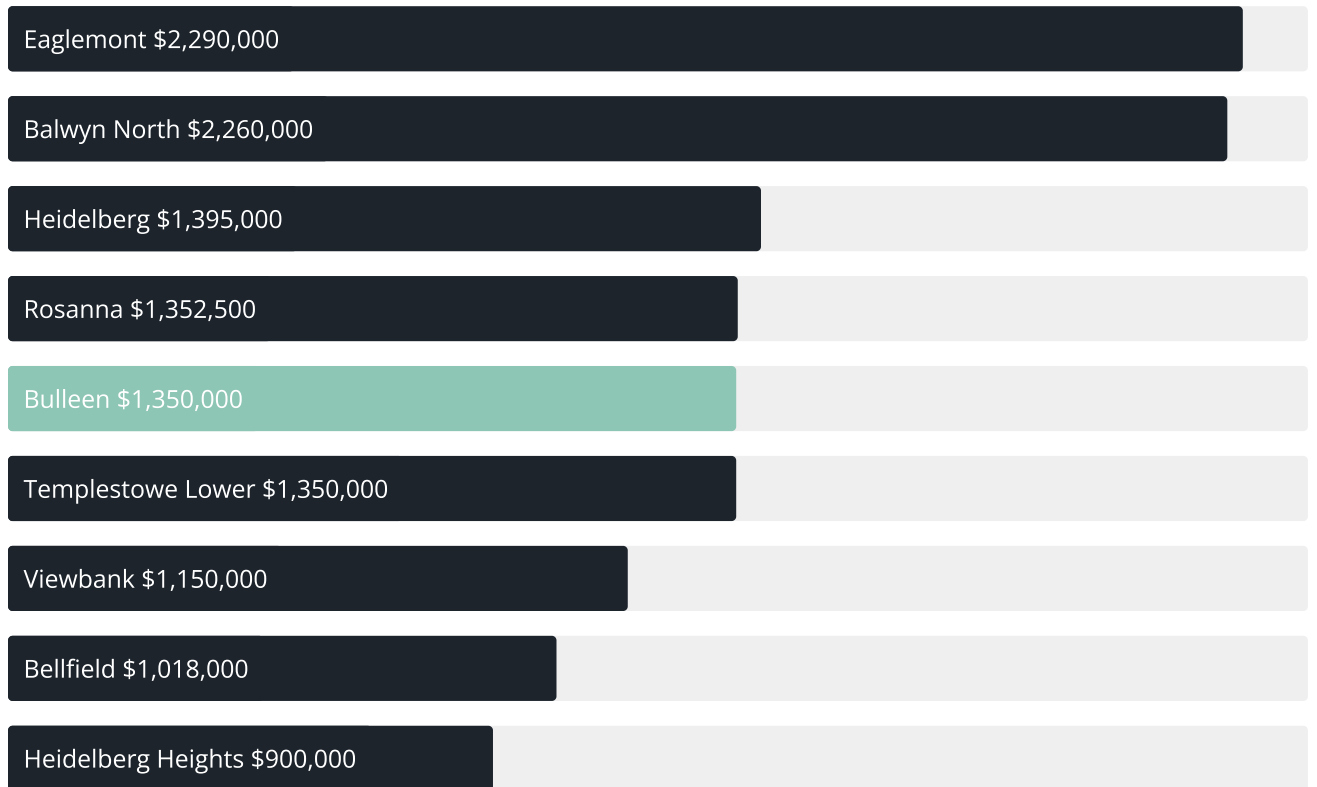
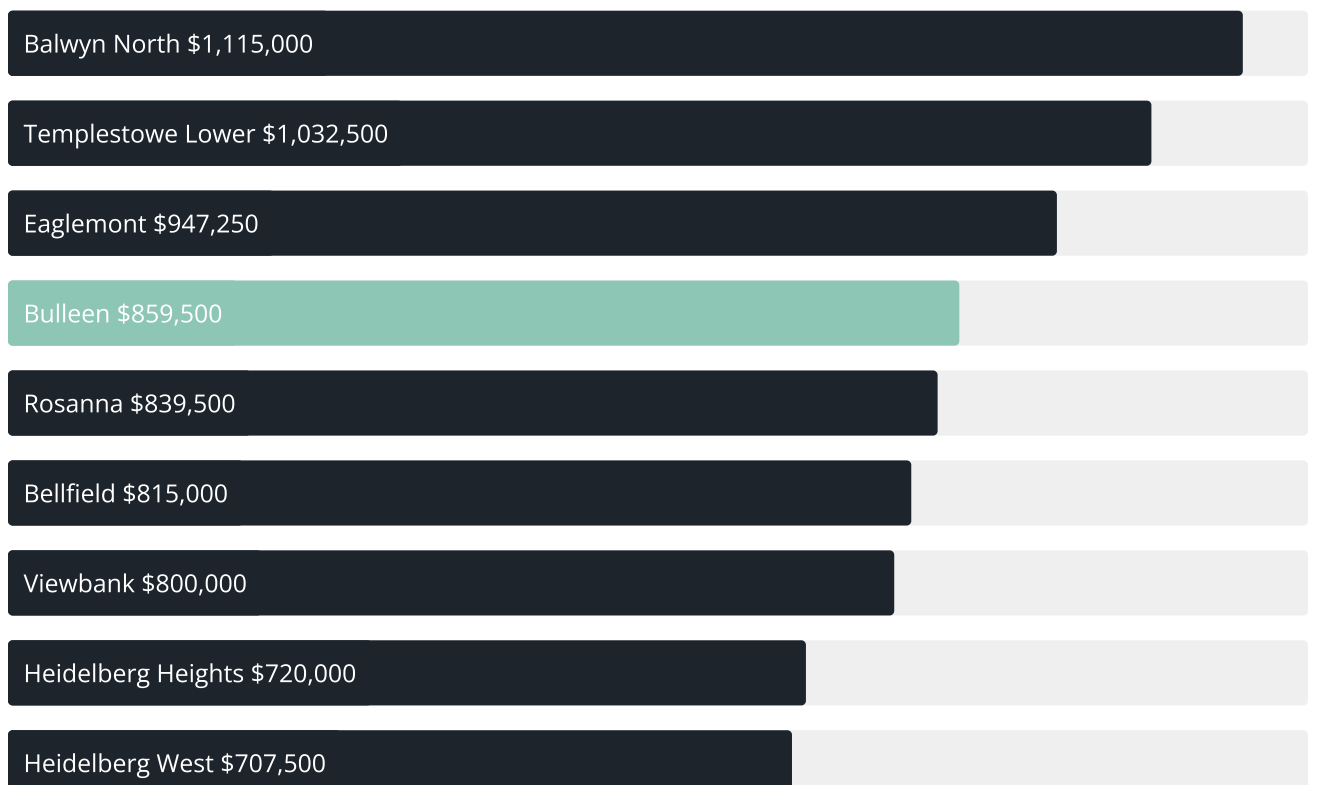
Quarterly Price Change

6.78% ↑

Quarterly Price Change*



BULLEEN SUBURB REPORT

Median House Sale Price^{*}Median Unit Sale Price^{*}

BULLEEN SUBURB REPORT

Sale Method^{*}

● Auction 71%
● Private 29%

Auction Clearance Rate^{*}

71.88%Median Days on Market[^]

27 daysAverage Hold Period^{*}

7.5 yearsDwelling Type[^]

● Houses 80% ● Units 20%

Ownership[^]

● Owned Outright 52% ● Mortgaged 31% ● Rented 17%

Population[^]

11,219Median Asking Rent per week^{*}

\$690Population Growth[^]

3.18%Rental Yield^{*}











2.51%Median Age[^]

45 yearsMedian Household Size[^]











2.6 people

BULLEEN SUBURB REPORT











Discover a snapshot of the most recent results for this suburb, to view the full 12 months of sales history, please go to jellisraig.com.au/suburbinsights

Address	Bedrooms	Type	Price	Sold
 19 William St Bulleen	4	Townhouse	\$1,661,000	20 Sep 2025
 30 Pinnacle Cr Bulleen	3	House	\$1,290,000	17 Sep 2025
 14 Latrobe St Bulleen	4	House	\$1,225,000	13 Sep 2025
 23 White Way Bulleen	4	House	\$1,300,000	11 Sep 2025
 24 Summit Dr Bulleen	3	House	\$1,300,000	08 Sep 2025
 42 Flinders St Bulleen	4	House	\$1,570,000	06 Sep 2025
 3 Gisborne St Bulleen	4	House	\$1,270,000	06 Sep 2025
 59 Stanley St Bulleen	5	House	\$1,590,000	06 Sep 2025
 4 Penderel Way Bulleen	3	House	\$1,467,500	30 Aug 2025
 1/3 Tobruk St Bulleen	4	House	\$2,230,000	30 Aug 2025

BULLEEN SUBURB REPORT

Address	Bedrooms	Type	Price	Sold
 153 Manningham Rd Bulleen	3	House	\$1,120,000	30 Aug 2025
 29a Walter St Bulleen	4	House	\$1,276,000	30 Aug 2025
 13 Southam Ct Bulleen	5	House	\$1,575,000	29 Aug 2025
 204/170 Manningham Rd Bulleen	2	Apartment	\$480,000	27 Aug 2025
 13 Ilma Ct Bulleen	4	House	\$1,780,000	27 Aug 2025
 4/51-53 Yarra Valley Blvd Bulleen	3	Townhouse	\$975,000	26 Aug 2025
 2/20 Allen St Bulleen	2	Unit	\$800,000	23 Aug 2025
 4/30 Doyle St Bulleen	2	Unit	\$550,000	22 Aug 2025
 53 Walter St Bulleen	4	House	\$1,340,000	19 Aug 2025
 304A/164 Manningham Rd Bulleen	3	Apartment	\$715,000	17 Aug 2025

BULLEEN SUBURB REPORT

Address	Bedrooms	Type	Price	Sold
 17 Vera St Bulleen	5	House	\$1,455,000	16 Aug 2025
 24 Lilian St Bulleen	3	House	\$1,200,000	15 Aug 2025
 3/14 Templestowe Rd Bulleen	2	Flat/Unit/Apartment	\$640,000	01 Aug 2025
 2/14 Templestowe Rd Bulleen	2	Apartment	\$640,000	01 Aug 2025
 205B/170 Manningham Rd Bulleen	3	Apartment	\$640,000	31 Jul 2025
 3 Rose Av Bulleen	4	House	\$1,275,000	28 Jul 2025
 27 Nirvana Cr Bulleen	4	House	\$1,205,000	26 Jul 2025
 1/66 Manningham Rd Bulleen	2	Flat/Unit/Apartment	\$860,000	23 Jul 2025
 16 Stanley St BULLEEN	4	House	\$1,610,000	20 Jul 2025
 1 Elizabeth St Bulleen	3	House	\$1,550,000	19 Jul 2025



Doncaster Office
Level 1/1006 Doncaster Road, Doncaster
03 8841 4888

jellisraig.com.au

Data is current as of PDF generation date 01/10/2025

* Updated Quarterly for the past 12 months

^ Updated daily for the past quarter

~ Updated daily: 33 recent results.

This publication contains data, analytics, statistics and other information supplied by PROPERTYDATAONLINE PTY LTD (PropertyData). The data provided in this publication is of a general nature and should not be construed as specific advice or relied upon in lieu of appropriate professional advice.

PropertyData relies upon data supplied by third parties and while the data is checked and reviewed, PropertyData does not warrant the accuracy or completeness of the information to the full extent permitted by the law and excludes all loss or damage howsoever arising (including through negligence) in connection with the data supplied by PropertyData. The State of Victoria owns the copyright in the Property Sales Data and reproduction of that data in any way without the consent of the State of Victoria will constitute a breach of the Copyright Act 1968 (cth). The State of Victoria does not warrant the accuracy or completeness of the Property Sales Data and any person using or relying upon such information does so on the basis that the State of Victoria accepts no responsibility or liability whatsoever for any errors, faults, defects or omissions in the information supplied.