

## *Suburb Report*

Know your neighbourhood.



# Property Prices

## Median House Price\*

Median  
\$885k

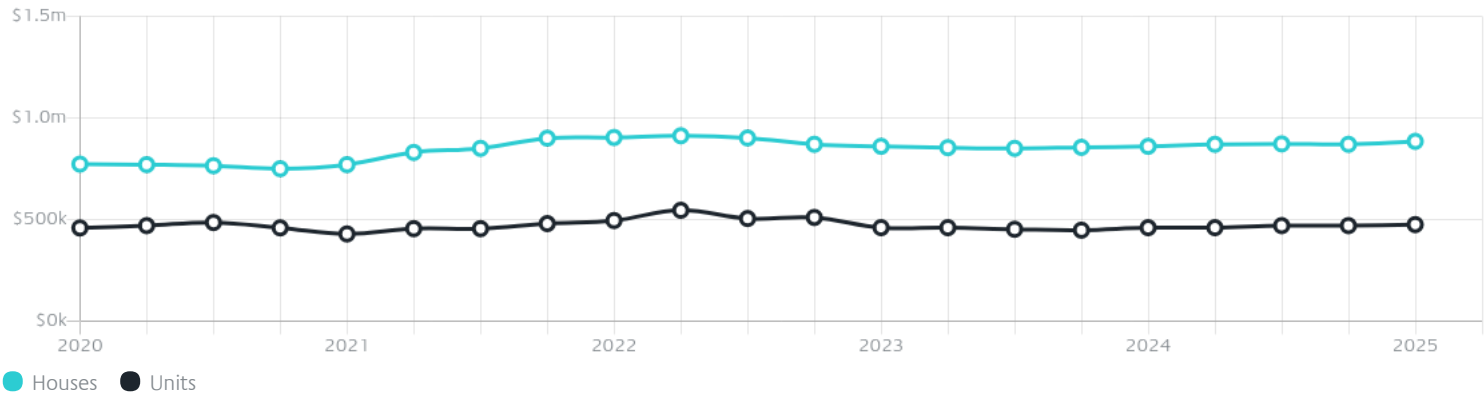
Quarterly Price Change  
1.66% ↑

## Median Unit Price\*

Median  
\$475k

Quarterly Price Change  
1.06% ↑

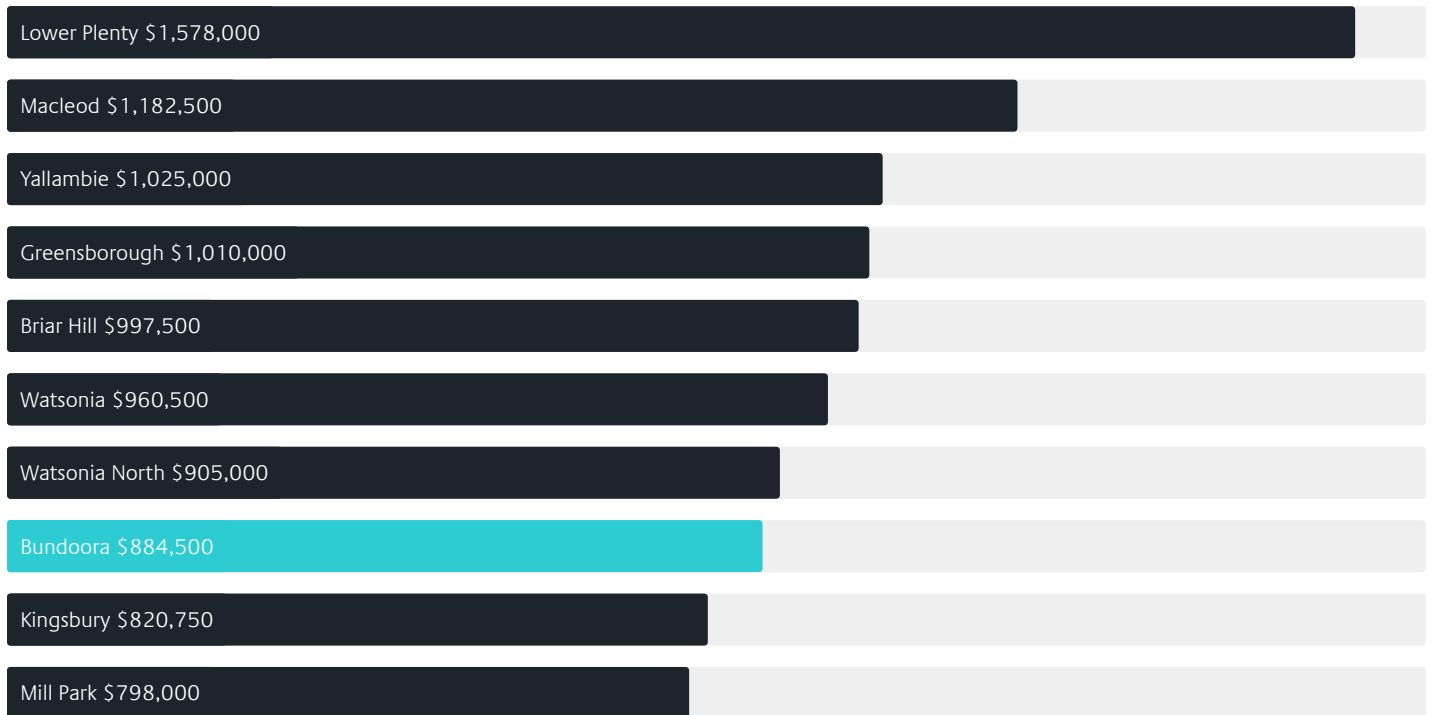
## Quarterly Price Change\*



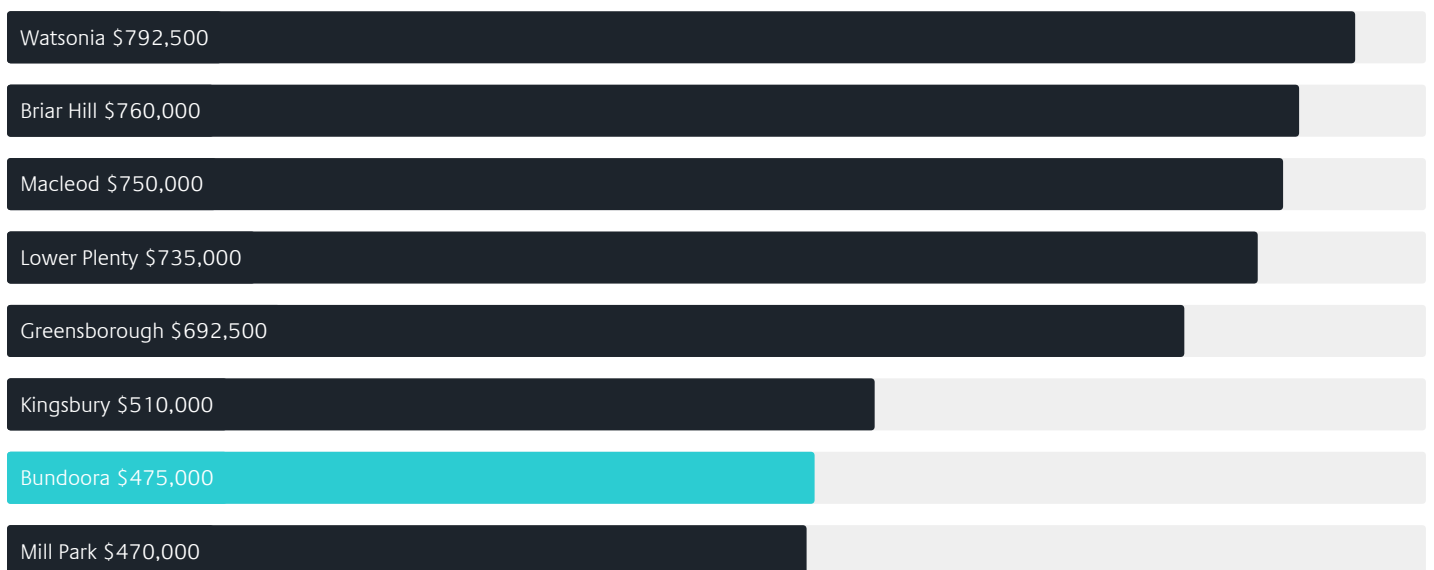
# Surrounding Suburbs

---

## Median House Sale Price\*



## Median Unit Sale Price\*



# Sales Snapshot

Sale Method\*



● Auction 62%  
● Private 38%

Auction Clearance Rate\*

85.53%

Median Days on Market^

26 days

Average Hold Period\*

6.7 years

## Insights

Dwelling Type^



● Houses 76% ● Units 24%

Ownership^



● Owned Outright 40% ● Mortgaged 36% ● Rented 24%

Population^

28,068

Median Asking Rent per week\*

\$570

Population Growth^

-2.04%

Rental Yield\*

3.29%

Median Age^













38 years

Median Household Size^













2.6 people

# Sold Properties~

Discover a snapshot of the most recent results for this suburb, to view the full 12 months of sales history, please go to [jellisraig.com.au/suburbinsights](https://jellisraig.com.au/suburbinsights)













Address	Bedrooms	Type	Price	Sold
 6/1416-1422 Plenty Rd Bundoora	3	Townhouse	\$663,500	28 Jun 2025
 90 Arthur St Bundoora	4	House	\$1,000,000	28 Jun 2025
 10 Lea Cr Bundoora	3	House	\$890,000	28 Jun 2025
 29 Lea Cr Bundoora	3	House	\$870,000	28 Jun 2025
 19 Greenwich Cr Bundoora	3	Townhouse	\$840,000	28 Jun 2025
 29 Silky Oak Dr Bundoora	4	House	\$1,200,000	28 Jun 2025
 3 Tarata Ct Bundoora	3	House	\$801,000	23 Jun 2025
 1386 Plenty Rd Bundoora	3	House	\$800,000	23 Jun 2025
 12 Aruma Ct Bundoora	3	House	\$972,500	21 Jun 2025
 9 Norris Cr BUNDOORA	3	House	\$940,000	21 Jun 2025
 31/2 Shoalhaven St Bundoora	2	Townhouse	\$527,500	19 Jun 2025
 22 Collared Cl Bundoora	2	Townhouse	\$600,000	18 Jun 2025

# Sold Properties~

Address	Bedrooms	Type	Price	Sold
 8/127 Arthur St Bundoora	2	Unit	\$582,000	17 Jun 2025
 69 Wallara Cr Bundoora	4	House	\$785,000	14 Jun 2025
 4 Lawrence Ct Bundoora	4	House	\$900,000	14 Jun 2025
 63/1251 Plenty Rd Bundoora	1	Apartment	\$300,000	13 Jun 2025
 303B/1093 Plenty Rd Bundoora	1	Apartment	\$330,000	09 Jun 2025
 5 Cambridge Way Bundoora	4	Townhouse	\$820,000	03 Jun 2025
 36 Lynch Av Bundoora	4	House	\$1,557,000	31 May 2025
 53 Carolyn Cr Bundoora	4	House	\$905,000	31 May 2025
 16 Arnold Ct Bundoora	3	House	\$867,500	31 May 2025
 30 Leeanne Cr BUNDOORA	4	House	\$942,000	31 May 2025
 22 Stellar Pl Bundoora	4	House	\$778,000	31 May 2025
 2 Cole Ct BUNDOORA	3	House	\$975,000	31 May 2025



# Sold Properties~

Address	Bedrooms	Type	Price	Sold
 15 Yaltara Av Bundoora	3	House	\$504,051	31 May 2025
 4 Bicolor Ct BUNDOORA	3	House	\$894,000	31 May 2025
 7 Shakespeare Dr Bundoora	4	House	\$1,020,000	31 May 2025
 33 Hermitage Cr Bundoora	3	House	\$680,000	30 May 2025
 5/23 Princeton Tce Bundoora	1	Apartment	\$340,000	28 May 2025
 504/21 Plenty Rd Bundoora	1	Apartment	\$335,000	26 May 2025
 216/1320 Plenty Rd Bundoora	2	Apartment	\$415,000	26 May 2025
 39 Linacre Dr Bundoora	4	House	\$840,000	25 May 2025
 19 Doidge St Bundoora	3	House	\$760,000	24 May 2025
 5 Boorlee Ct Bundoora	3	House	\$910,000	24 May 2025
 12 Madison Ct Bundoora	3	House	\$725,000	24 May 2025
 107/87 Janefield Dr Bundoora	2	Apartment	\$395,000	21 May 2025



Greensborough Office  
Shop 3, Ground Floor, 68 Main Street, Greensborough  
03 9432 1444

[jelliscraig.com.au](http://jelliscraig.com.au)

Data is current as of PDF generation date 01/07/2025

\* Updated Quarterly for the past 12 months

^ Updated daily for the past quarter

~ Updated daily: 33 recent results.

This publication contains data, analytics, statistics and other information supplied by PROPERTYDATAONLINE PTY LTD (PropertyData). The data provided in this publication is of a general nature and should not be construed as specific advice or relied upon in lieu of appropriate professional advice.

PropertyData relies upon data supplied by third parties and while the data is checked and reviewed, PropertyData does not warrant the accuracy or completeness of the information to the full extent permitted by the law and excludes all loss or damage howsoever arising (including through negligence) in connection with the data supplied by PropertyData. The State of Victoria owns the copyright in the Property Sales Data and reproduction of that data in any way without the consent of the State of Victoria will constitute a breach of the Copyright Act 1968 (cth). The State of Victoria does not warrant the accuracy or completeness of the Property Sales Data and any person using or relying upon such information does so on the basis that the State of Victoria accepts no responsibility or liability whatsoever for any errors, faults, defects or omissions in the information supplied.