

## *Suburb Report*

Know your neighbourhood.



# Property Prices

## Median House Price\*

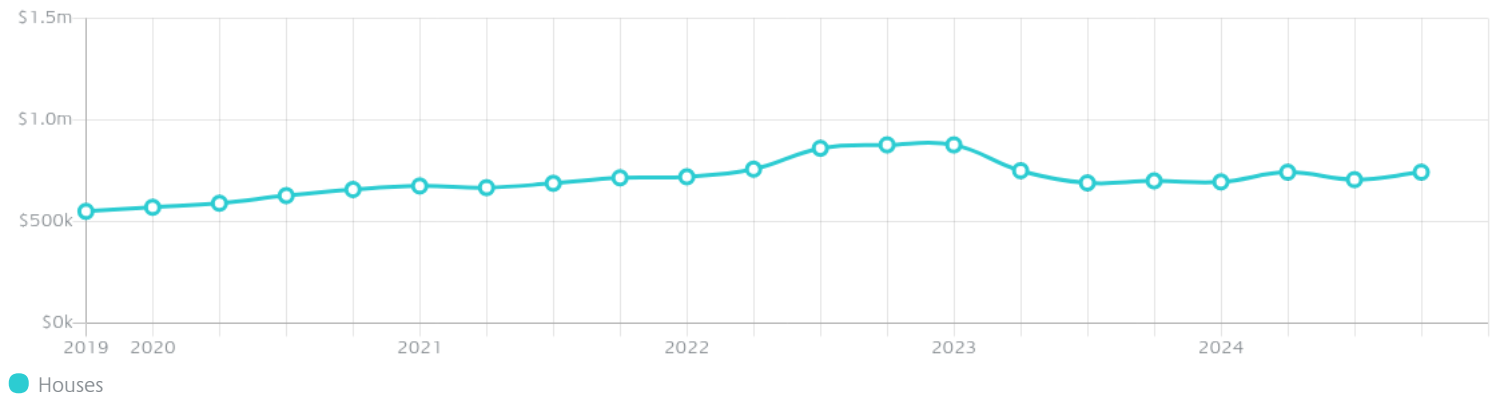
Median

**\$743k**

Quarterly Price Change

**5.16% ↑**

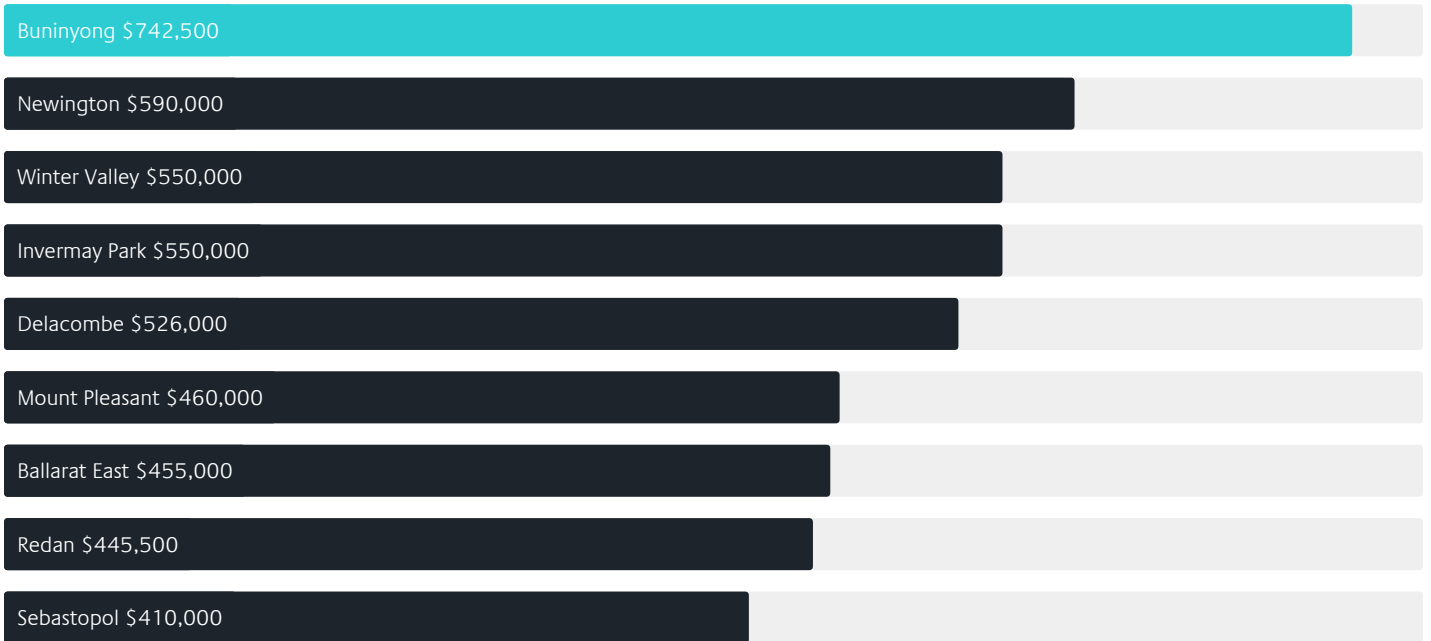
## Quarterly Price Change\*



# Surrounding Suburbs

---

## Median House Sale Price\*



## Median Unit Sale Price\*



# Sales Snapshot

## Sale Method<sup>\*</sup>



● Auction 6%  
● Private 94%

## Median Days on Market<sup>^</sup>

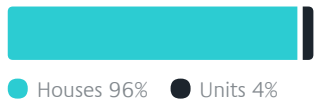
64 days

## Average Hold Period<sup>\*</sup>

5.1 years

# Insights

## Dwelling Type<sup>^</sup>



● Houses 96% ● Units 4%

## Ownership<sup>^</sup>



● Owned Outright 50% ● Mortgaged 40% ● Rented 10%

## Population<sup>^</sup>

3,797

## Median Asking Rent per week<sup>\*</sup>

\$530

## Population Growth<sup>^</sup>

2.23%

## Rental Yield<sup>\*</sup>

3.91%

## Median Age<sup>^</sup>













45 years

## Median Household Size<sup>^</sup>













2.6 people

# Sold Properties~













Discover a snapshot of the most recent results for this suburb, to view the full 12 months of sales history, please go to [jellisraig.com.au/suburbinsights](https://jellisraig.com.au/suburbinsights)

Address	Bedrooms	Type	Price	Sold
 628 Eyre St Buninyong	4	House	\$685,000	13 Mar 2025
 505 Yuille St Buninyong	3	House	\$820,000	24 Feb 2025
 22 Hendersons La Buninyong	6	House	\$760,000	20 Feb 2025
 412 Inglis St Buninyong	3	House	\$675,000	19 Feb 2025
 7/1203 Warrenheip St BUNINYONG	1	Unit	\$230,000	17 Feb 2025
 403 Herriott St Buninyong	3	House	\$660,000	11 Feb 2025
 6 Somerville St Buninyong	3	House	\$830,000	11 Feb 2025
 107 Nolan St Buninyong	3	House	\$532,500	07 Feb 2025
 505 Cathcart St Buninyong	3	House	\$698,000	05 Feb 2025
 112-114 Scott St Buninyong	5	House	\$750,000	29 Jan 2025
 209 Learmonth St BUNINYONG	4	House	\$845,000	28 Jan 2025
 501 Barkly St Buninyong	3	House	\$590,000	13 Jan 2025

# Sold Properties~

Address	Bedrooms	Type	Price	Sold
 402 Barkly St Buninyong	4	House	\$725,000	02 Jan 2025
 412 Simpson St Buninyong	4	House	\$661,000	24 Dec 2024
 203 Forest St Buninyong	5	House	\$885,000	20 Dec 2024
 213 Learmonth St Buninyong	2	House	\$497,000	12 Dec 2024
 621 Hitchcock Rd Buninyong	4	House	\$720,000	11 Dec 2024
 705 Warrenheip St Buninyong	4	House	\$900,000	10 Dec 2024
 107 Warrenheip St Buninyong	2	House	\$195,000	07 Dec 2024
 809 Warrenheip St Buninyong	4	House	\$813,000	29 Nov 2024
 111 Davies St Buninyong	3	House	\$990,000	29 Nov 2024
 107 Hedrick St Buninyong	3	House	\$505,000	21 Nov 2024
 112 Scott St Buninyong	5	House	\$750,000	18 Nov 2024
 407 Warrenheip St Buninyong	3	House on commercial land	\$600,000	08 Nov 2024

# Sold Properties~

Address	Bedrooms	Type	Price	Sold
 4 Pepper La BUNINYONG	4	House	\$930,000	31 Oct 2024
 8 Herriott St BUNINYONG	4	House	\$860,000	31 Oct 2024
 102 Cornish St Buninyong	4	House	\$1,190,000	26 Oct 2024
 88 Scotchmans Lead Rd Buninyong	4	House	\$870,000	25 Oct 2024
 308 Scott St Buninyong	3	House	\$500,000	17 Oct 2024
 7/405 Eyre St Buninyong	2	Flat/Unit/Apartment	\$395,000	14 Oct 2024
 24 Skirkas Rd Buninyong	4	House	\$1,060,000	11 Oct 2024
 2/316 Herriott St Buninyong	2	Unit	\$355,000	01 Oct 2024
 322 Elizabeth St Buninyong	3	House	\$810,000	26 Sep 2024
 170 Skirkas Rd Buninyong	1	House	\$420,000	12 Sep 2024
 5 Pepper La Buninyong	3	House	\$702,000	11 Sep 2024
 301 Simpson St Buninyong	3	House	\$620,000	27 Aug 2024



Ballarat Office  
1211 Sturt Street, Ballarat  
03 5329 2500

[jelliscraig.com.au](http://jelliscraig.com.au)

Data is current as of PDF generation date 01/04/2025

\* Updated Quarterly for the past 12 months

^ Updated daily for the past quarter

~ Updated daily: 33 recent results.

This publication contains data, analytics, statistics and other information supplied by PROPERTYDATAONLINE PTY LTD (PropertyData). The data provided in this publication is of a general nature and should not be construed as specific advice or relied upon in lieu of appropriate professional advice.

PropertyData relies upon data supplied by third parties and while the data is checked and reviewed, PropertyData does not warrant the accuracy or completeness of the information to the full extent permitted by the law and excludes all loss or damage howsoever arising (including through negligence) in connection with the data supplied by PropertyData. The State of Victoria owns the copyright in the Property Sales Data and reproduction of that data in any way without the consent of the State of Victoria will constitute a breach of the Copyright Act 1968 (cth). The State of Victoria does not warrant the accuracy or completeness of the Property Sales Data and any person using or relying upon such information does so on the basis that the State of Victoria accepts no responsibility or liability whatsoever for any errors, faults, defects or omissions in the information supplied.