

**Jellis  
Craig**



# *Suburb Report*

Know your neighbourhood.



# Property Prices

## Median House Price\*

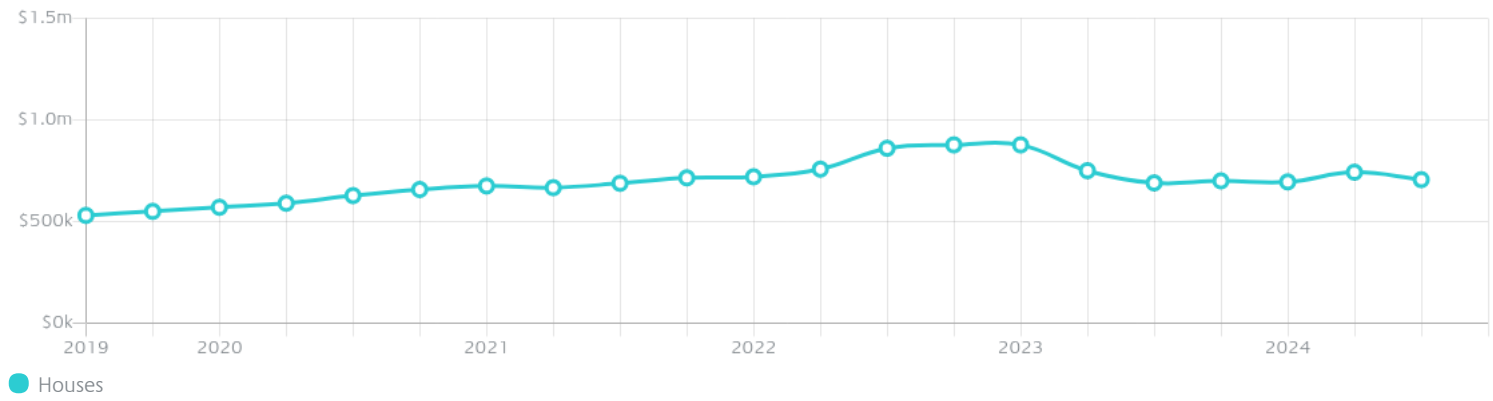
Median

**\$706k**

Quarterly Price Change

**-4.91% ↓**

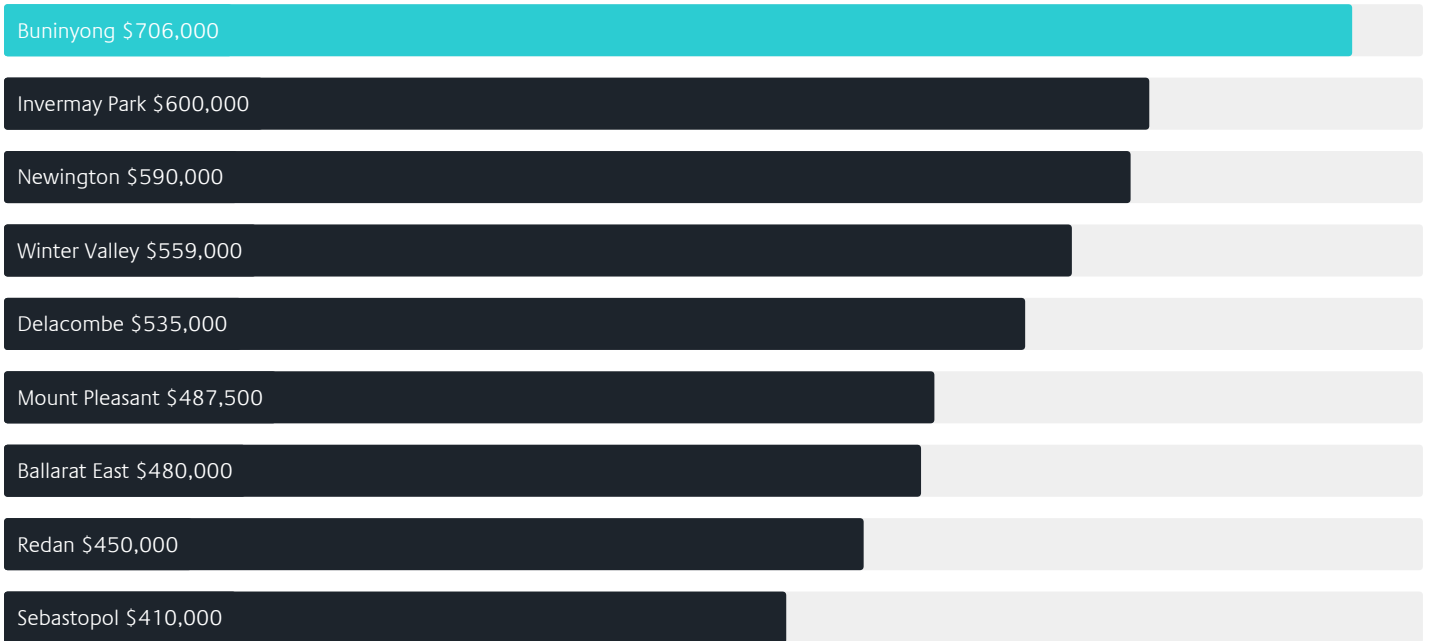
## Quarterly Price Change\*



# Surrounding Suburbs

---

## Median House Sale Price\*



## Median Unit Sale Price\*



# Sales Snapshot

Sale Method<sup>\*</sup>



● Auction 8%  
● Private 92%

Auction Clearance Rate<sup>\*</sup>

100%

Median Days on Market<sup>^</sup>

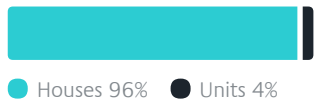
25 days

Average Hold Period<sup>\*</sup>

5.1 years

## Insights

Dwelling Type<sup>^</sup>



● Houses 96% ● Units 4%

Ownership<sup>^</sup>



● Owned Outright 50% ● Mortgaged 40% ● Rented 10%

Population<sup>^</sup>

3,797

Median Asking Rent per week<sup>\*</sup>

\$530

Population Growth<sup>^</sup>

2.23%

Rental Yield<sup>\*</sup>

3.91%

Median Age<sup>^</sup>













45 years

Median Household Size<sup>^</sup>









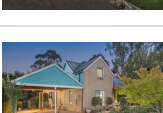
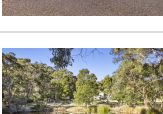


2.6 people

# Sold Properties~













Discover a snapshot of the most recent results for this suburb, to view the full 12 months of sales history, please go to [jellisraig.com.au/suburbinsights](https://jellisraig.com.au/suburbinsights)

Address	Bedrooms	Type	Price	Sold
 213 Learmonth St Buninyong	2	House	\$497,000	12 Dec 2024
 621 Hitchcock Rd Buninyong	4	House	\$720,000	11 Dec 2024
 705 Warrenheip St Buninyong	4	House	\$900,000	10 Dec 2024
 809 Warrenheip St Buninyong	4	House	\$813,000	29 Nov 2024
 107 Hedrick St Buninyong	3	House	\$505,000	21 Nov 2024
 407 Warrenheip St Buninyong	3	House on commercial land	\$600,000	08 Nov 2024
 4 Pepper La BUNINYONG	4	House	\$930,000	31 Oct 2024
 8 Herriott St BUNINYONG	4	House	\$860,000	31 Oct 2024
 102 Cornish St Buninyong	4	House	\$1,190,000	26 Oct 2024
 88 Scotchmans Lead Rd Buninyong	4	House	\$870,000	25 Oct 2024
 24 Skirkas Rd Buninyong	4	House	\$1,060,000	11 Oct 2024
 2/316 Herriott St Buninyong	2	Unit	\$355,000	01 Oct 2024

# Sold Properties~

Address	Bedrooms	Type	Price	Sold
 322 Elizabeth St Buninyong	3	House	\$810,000	26 Sep 2024
 170 Skirkas Rd Buninyong	1	House	\$420,000	12 Sep 2024
 5 Pepper La Buninyong	3	House	\$702,000	11 Sep 2024
 301 Simpson St Buninyong	3	House	\$620,000	27 Aug 2024
 11 Nolan St Buninyong	3	House	\$190,000	20 Aug 2024
 308 Warrenheip St Buninyong	4	House	\$535,000	08 Aug 2024
 1009 Inglis St Buninyong	3	House	\$516,000	05 Aug 2024
 610 Barkly St Buninyong	4	House	\$680,000	30 Jul 2024
 2 Ironbark Cl Buninyong	4	House	\$645,000	16 Jul 2024
 49 Skirkas Rd Buninyong	4	House	\$750,000	12 Jul 2024
 3/314 Herriott St BUNINYONG	2	Unit	\$380,000	11 Jul 2024
 85 Yendon No 1 Rd Buninyong	4	House	\$1,315,000	09 Jul 2024

# Sold Properties~

Address	Bedrooms	Type	Price	Sold
 104 Russell St Buninyong	2	House	\$540,000	01 Jul 2024
 1209 Warrenheip St Buninyong	4	House	\$415,000	18 Jun 2024
 8 Pepper La Buninyong	4	House	\$905,000	14 Jun 2024
 15 Yuille St Buninyong	4	House	\$915,000	14 Jun 2024
 516 Learmonth St Buninyong	3	House	\$820,000	12 Jun 2024
 506 Fisken St Buninyong	3	House	\$800,000	11 Jun 2024
 616 Palmerston St Buninyong	4	House	\$1,080,000	07 Jun 2024
 310 Palmerston St Buninyong	3	House	\$760,000	27 May 2024
 302 Russell St Buninyong	3	House	\$540,000	23 May 2024
 188 Webbs Hill Rd Buninyong	3	House	\$960,000	16 May 2024
 617 Hitchcock Rd BUNINYONG	3	House	\$560,000	15 May 2024
 910 Warrenheip St Buninyong	3	House	\$515,000	14 May 2024



Ballarat Office  
1211 Sturt Street, Ballarat  
03 5329 2500

[jelliscraig.com.au](http://jelliscraig.com.au)

Data is current as of PDF generation date 06/01/2025

\* Updated Quarterly for the past 12 months

^ Updated daily for the past quarter

~ Updated daily: 33 recent results.

This publication contains data, analytics, statistics and other information supplied by PROPERTYDATAONLINE PTY LTD (PropertyData). The data provided in this publication is of a general nature and should not be construed as specific advice or relied upon in lieu of appropriate professional advice.

PropertyData relies upon data supplied by third parties and while the data is checked and reviewed, PropertyData does not warrant the accuracy or completeness of the information to the full extent permitted by the law and excludes all loss or damage howsoever arising (including through negligence) in connection with the data supplied by PropertyData. The State of Victoria owns the copyright in the Property Sales Data and reproduction of that data in any way without the consent of the State of Victoria will constitute a breach of the Copyright Act 1968 (cth). The State of Victoria does not warrant the accuracy or completeness of the Property Sales Data and any person using or relying upon such information does so on the basis that the State of Victoria accepts no responsibility or liability whatsoever for any errors, faults, defects or omissions in the information supplied.