

JellisCraig

BUNINYONG

Suburb Report

Know your neighbourhood.



BUNINYONG SUBURB REPORT

Median House Price*

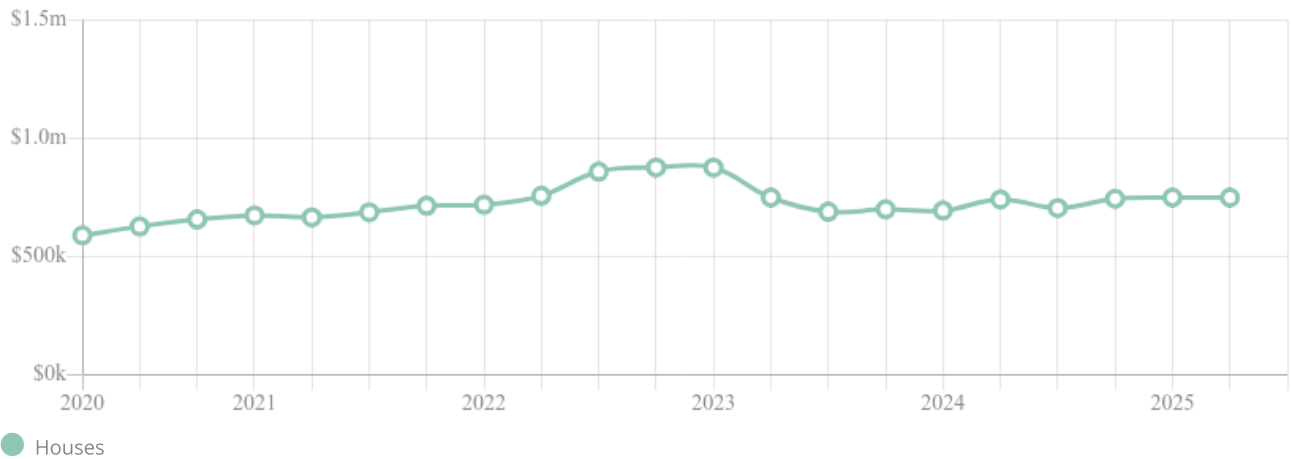
Median

\$750k

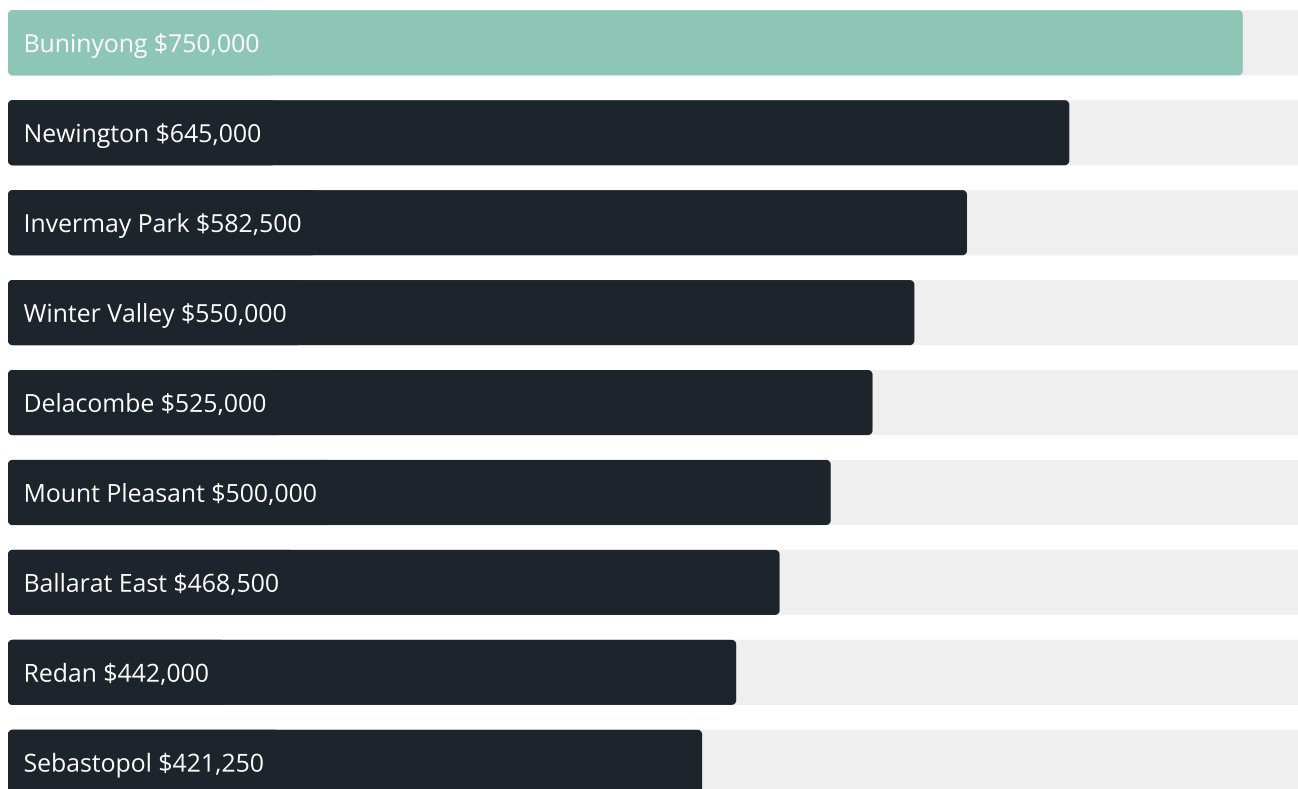
Quarterly Price Change

0.00%↓

Quarterly Price Change*



BUNINYONG SUBURB REPORT

Median House Sale Price^{*}Median Unit Sale Price^{*}

BUNINYONG SUBURB REPORT

Sale Method^{*}

● Private 100%

Median Days on Market[^]

72 days

Average Hold Period^{*}

5.1 years

Dwelling Type[^]

● Houses 96% ● Units 4%

Ownership[^]

● Owned Outright 50% ● Mortgaged 40% ● Rented 10%

Population[^]

3,797

Median Asking Rent per week^{*}

\$495

Population Growth[^]

2.23%

Rental Yield^{*}

3.91%

Median Age[^]











45 years

Median Household Size[^]











2.6 people

BUNINYONG SUBURB REPORT











Discover a snapshot of the most recent results for this suburb, to view the full 12 months of sales history, please go to jellisraig.com.au/suburbinsights

Address	Bedrooms	Type	Price	Sold
 210 Barkly St Buninyong	4	House	\$1,200,000	18 Aug 2025
 308 Forest St Buninyong	4	House	\$530,000	06 Aug 2025
 202 Hedrick St Buninyong	4	House	\$675,000	31 Jul 2025
 694 Yankee Flat Rd Buninyong	4	House	\$1,435,000	28 Jul 2025
 516 Eyre St Buninyong	4	House	\$530,000	24 Jul 2025
 512 Forest St Buninyong	3	House	\$550,000	19 Jul 2025
 611 Hitchcock Rd Buninyong	3	House	\$632,500	11 Jul 2025
 109 Simpson St Buninyong	4	House	\$710,000	10 Jul 2025
 618 Barkly St Buninyong	3	House	\$610,000	09 Jul 2025
 9/405-407 Eyre St Buninyong	2	Unit	\$410,000	01 Jul 2025

BUNINYONG SUBURB REPORT

Address	Bedrooms	Type	Price	Sold
 6/400 Barkly St Buninyong	2	Flat/Unit/Apartment	\$365,000	25 Jun 2025
 213 Simpson St BUNINYONG	4	House	\$620,000	11 Jun 2025
 16 Graham St Buninyong	4	House	\$890,000	10 Jun 2025
 105 Learmonth St Buninyong	4	House	\$535,000	04 Jun 2025
 171 Skirkas Rd Buninyong	3	House	\$660,000	29 May 2025
 2 Warrenheip St Buninyong	2	House	\$370,000	28 May 2025
 207 Cathcart St BUNINYONG	3	House	\$750,000	28 May 2025
 2 Allan St Buninyong	4	House	\$850,000	16 May 2025
 17 Club House Cl Buninyong	3	House	\$750,000	05 May 2025
 601 Learmonth St Buninyong	3	House	\$560,000	19 Apr 2025

BUNINYONG SUBURB REPORT

Address	Bedrooms	Type	Price	Sold
 2 Coxall St Buninyong	4	House	\$1,250,000	17 Apr 2025
 504 Fiskens St Buninyong	3	House	\$825,000	11 Apr 2025
 401 Barkly St Buninyong	3	House	\$668,000	09 Apr 2025
 514 Somerville St Buninyong	3	House	\$720,000	09 Apr 2025
 4 Sheoak Dr Buninyong	4	House	\$840,000	07 Apr 2025
 110 Palmerston St BUNINYONG	4	House	\$940,000	04 Apr 2025
 504 Barkly St Buninyong	3	House	\$821,000	28 Mar 2025
 12 Whykes Av Buninyong	4	House	\$835,000	21 Mar 2025
 5/400 Barkly St Buninyong	2	Flat/Unit/Apartment	\$330,000	21 Mar 2025
 1107 Winter St Buninyong	3	House	\$520,000	18 Mar 2025



Ballarat Office
1211 Sturt Street, Ballarat
03 5329 2500

jellisraig.com.au

Data is current as of PDF generation date 01/09/2025

* Updated Quarterly for the past 12 months

^ Updated daily for the past quarter

~ Updated daily: 33 recent results.

This publication contains data, analytics, statistics and other information supplied by PROPERTYDATAONLINE PTY LTD (PropertyData). The data provided in this publication is of a general nature and should not be construed as specific advice or relied upon in lieu of appropriate professional advice.

PropertyData relies upon data supplied by third parties and while the data is checked and reviewed, PropertyData does not warrant the accuracy or completeness of the information to the full extent permitted by the law and excludes all loss or damage howsoever arising (including through negligence) in connection with the data supplied by PropertyData. The State of Victoria owns the copyright in the Property Sales Data and reproduction of that data in any way without the consent of the State of Victoria will constitute a breach of the Copyright Act 1968 (cth). The State of Victoria does not warrant the accuracy or completeness of the Property Sales Data and any person using or relying upon such information does so on the basis that the State of Victoria accepts no responsibility or liability whatsoever for any errors, faults, defects or omissions in the information supplied.