

## *Suburb Report*

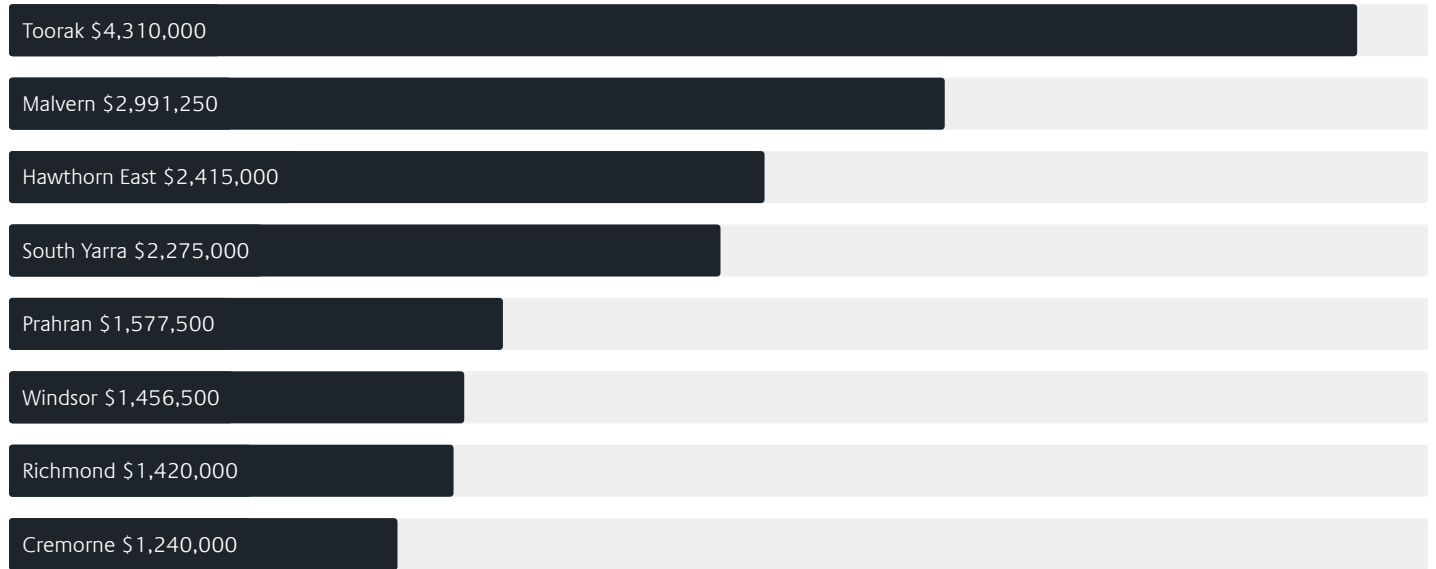
Know your neighbourhood.



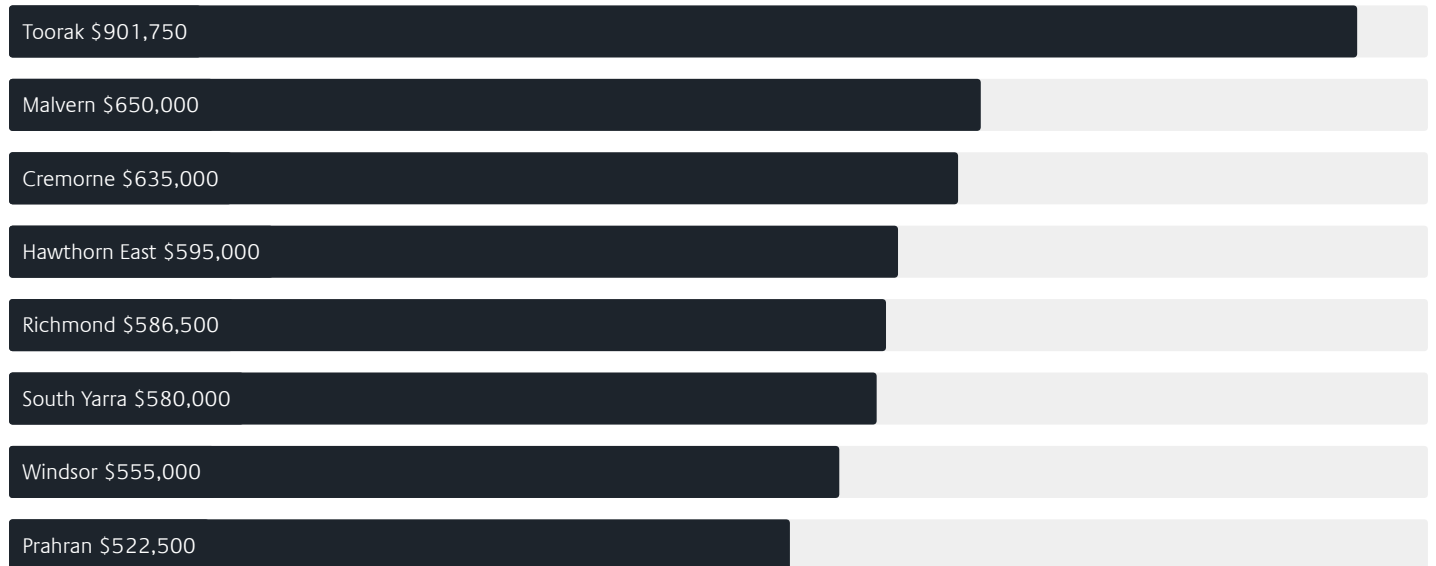
# Surrounding Suburbs

---

## Median House Sale Price\*



## Median Unit Sale Price\*



# Sales Snapshot

Sale Method<sup>\*</sup>



● Auction 80%  
● Private 20%

Auction Clearance Rate<sup>\*</sup>

75%

Average Hold Period<sup>\*</sup>

9.2 years

## Insights

Dwelling Type<sup>^</sup>



● Houses 20% ● Units 80%

Ownership<sup>^</sup>



● Owned Outright 25% ● Mortgaged 32% ● Rented 43%

Population<sup>^</sup>

794

Median Asking Rent per week<sup>\*</sup>

\$850

Population Growth<sup>^</sup>

3.25%

Rental Yield<sup>\*</sup>

2.78%

Median Age<sup>^</sup>













32 years

Median Household Size<sup>^</sup>







2.1 people

# Sold Properties~

Discover a snapshot of the most recent results for this suburb, to view the full 12 months of sales history, please go to [jellisraig.com.au/suburbinsights](https://jellisraig.com.au/suburbinsights)

Address	Bedrooms	Type	Price	Sold
 19 Gibdon St Burnley	3	House	\$2,150,000	18 Jun 2025
 11/9-11 Adam St BURNLEY	2	Apartment	\$686,000	14 Jun 2025
 5/6 Adam St Burnley	2	Subdivided Unit/Villa/Townhouse	\$600,000	10 May 2025
 11 Barrow Pl Burnley	3	House	\$1,555,000	10 May 2025
 92 Madden Gr Burnley	2	House	\$1,170,000	10 Apr 2025
 42 Parkville St Burnley	4	House	\$2,200,000	01 Mar 2025
 46 Gibdon St Burnley	2	House	\$1,110,000	22 Feb 2025
 8/7 Adam St Burnley	2	Apartment	\$527,000	29 Jan 2025
 4/27 Gibdon St Burnley	3	Strata Unit/Flat	\$1,700,000	21 Jan 2025
 12/34 Adam St Burnley	1	Apartment	\$282,000	20 Jan 2025
 50 Madden Gr Burnley	2	House	\$1,100,000	11 Jan 2025
 251 Stawell St Burnley	3	House	\$880,000	11 Jan 2025

# Sold Properties~

Address	Bedrooms	Type	Price	Sold
 16/7 Adam St Burnley	2	Subdivided Unit/Villa/Townhouse	\$300,000	10 Dec 2024
 7/34 Adam St Burnley	1	Unit	\$280,000	06 Nov 2024
 6/34 Adam St Burnley	1	Strata Unit/Flat	\$305,000	22 Oct 2024
 172 Stawell St Burnley	3	House	\$1,506,000	18 Oct 2024
 249 Stawell St Burnley	3	House	\$1,130,000	13 Oct 2024
 5/241 Stawell St Burnley	1	Subdivided Unit/Villa/Townhouse	\$305,000	01 Aug 2024



Richmond Office  
57-59 Bridge Road, Richmond  
03 9428 3333

[jelliscraig.com.au](http://jelliscraig.com.au)

Data is current as of PDF generation date 01/07/2025

\* Updated Quarterly for the past 12 months

^ Updated daily for the past quarter

~ Updated daily: 33 recent results.

This publication contains data, analytics, statistics and other information supplied by PROPERTYDATAONLINE PTY LTD (PropertyData). The data provided in this publication is of a general nature and should not be construed as specific advice or relied upon in lieu of appropriate professional advice.

PropertyData relies upon data supplied by third parties and while the data is checked and reviewed, PropertyData does not warrant the accuracy or completeness of the information to the full extent permitted by the law and excludes all loss or damage howsoever arising (including through negligence) in connection with the data supplied by PropertyData. The State of Victoria owns the copyright in the Property Sales Data and reproduction of that data in any way without the consent of the State of Victoria will constitute a breach of the Copyright Act 1968 (cth). The State of Victoria does not warrant the accuracy or completeness of the Property Sales Data and any person using or relying upon such information does so on the basis that the State of Victoria accepts no responsibility or liability whatsoever for any errors, faults, defects or omissions in the information supplied.