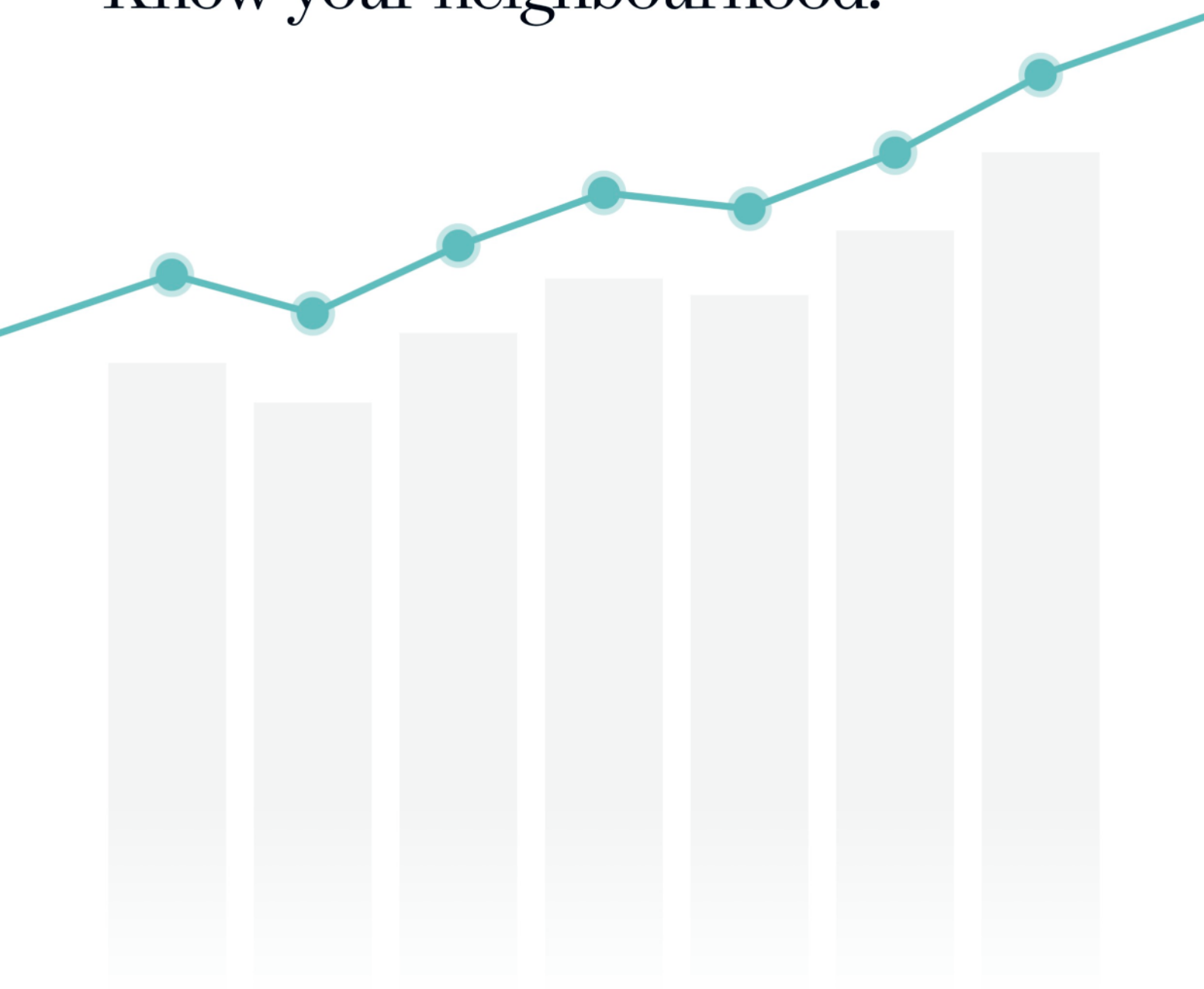


Suburb Report

Know your neighbourhood.



Property Prices

Median House Price*

Median

\$1.29m

Quarterly Price Change

-0.07% ↓

Median Unit Price*

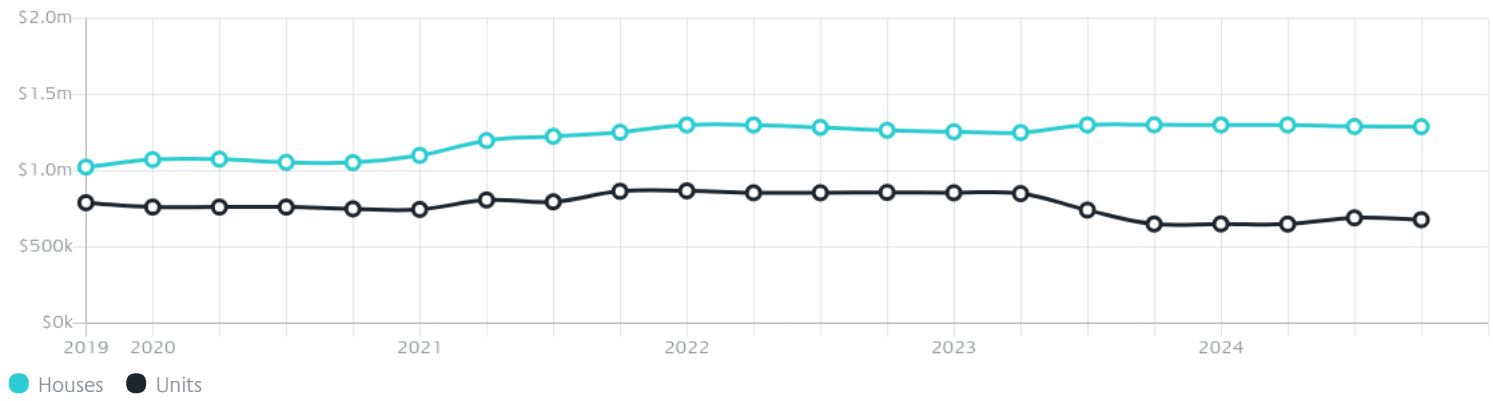
Median

\$679k

Quarterly Price Change

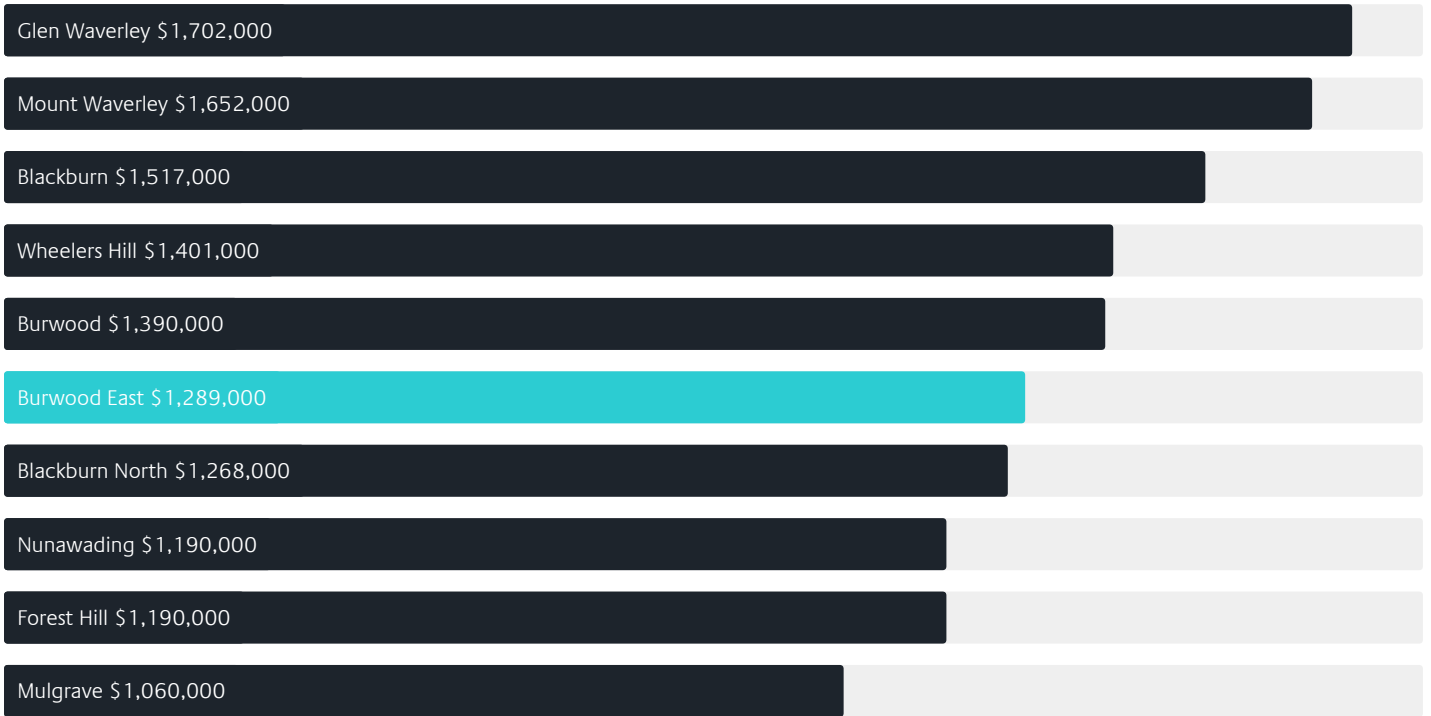
-1.80% ↓

Quarterly Price Change*

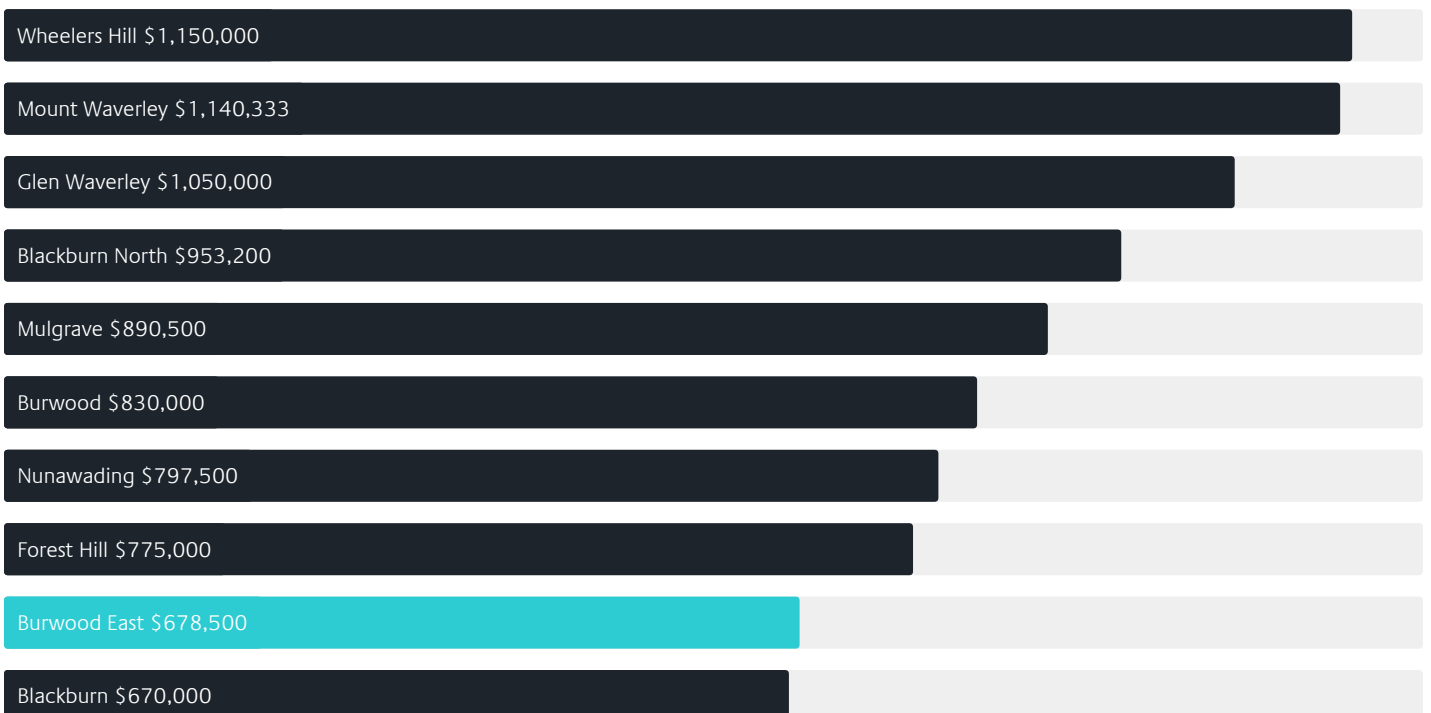


Surrounding Suburbs

Median House Sale Price*



Median Unit Sale Price*



Sales Snapshot

Sale Method^{*}



● Auction 72%
● Private 28%

Auction Clearance Rate^{*}

76.92%

Median Days on Market[^]

30 days

Average Hold Period^{*}

10.2 years

Insights

Dwelling Type[^]



● Houses 74% ● Units 26%

Ownership[^]



● Owned Outright 47% ● Mortgaged 31% ● Rented 22%

Population[^]

10,675

Median Asking Rent per week^{*}

\$630

Population Growth[^]

3.91%

Rental Yield^{*}

2.49%

Median Age[^]













41 years

Median Household Size[^]













2.6 people

Sold Properties~













Discover a snapshot of the most recent results for this suburb, to view the full 12 months of sales history, please go to jellisicraig.com.au/suburbinsights

Address	Bedrooms	Type	Price	Sold
 410/9 Foundation Blvd Burwood East	2	Apartment	\$640,000	15 Jan 2025
 108/15 Foundation Blvd Burwood East	2	Apartment	\$538,000	14 Jan 2025
 64 Davis St Burwood East	3	House	\$1,358,000	14 Dec 2024
 249 Burwood Hwy Burwood East	3	House	\$1,200,000	13 Dec 2024
 55 Pickford St Burwood East	3	House	\$1,308,888	05 Dec 2024
 52 Dorothy St Burwood East	3	House	\$1,225,000	04 Dec 2024
 14 Cam St Burwood East	4	House	\$1,250,000	03 Dec 2024
 1 Streeton Ct Burwood East	3	House	\$1,100,000	30 Nov 2024
 2 Keats St BURWOOD EAST	4	House	\$1,335,000	30 Nov 2024
 3 Medhurst St Burwood East	3	House	\$1,240,000	23 Nov 2024
 7 Witchwood Cr BURWOOD EAST	4	House	\$1,373,000	23 Nov 2024
 204/13 Foundation Blvd Burwood East	2	Apartment	\$620,000	20 Nov 2024

Sold Properties~

Address	Bedrooms	Type	Price	Sold
 306/13 Foundation Blvd Burwood East	1	Apartment	\$438,888	19 Nov 2024
 56 Newhaven Rd Burwood East	4	House	\$1,460,000	09 Nov 2024
 501/9 Foundation Blvd Burwood East	1	Apartment	\$415,000	08 Nov 2024
 10 Highview Gr Burwood East	3	House	\$1,400,000	02 Nov 2024
 8 Saffron Ct Burwood East	3	House	\$1,145,000	26 Oct 2024
 17 Sandown Av Burwood East	3	House	\$1,125,000	26 Oct 2024
 12 Kalista Ct Burwood East	3	House	\$1,341,500	26 Oct 2024
 415/28 Foundation Blvd Burwood East	2	Apartment	\$542,000	25 Oct 2024
 24 Taylor Av Burwood East	4	House	\$1,638,888	24 Oct 2024
 2 Davis St Burwood East	3	House	\$1,241,000	19 Oct 2024
 32 Middleborough Rd Burwood East	3	House	\$1,105,000	16 Oct 2024
 22 Hale Ct Burwood East	4	House	\$1,435,000	09 Oct 2024

Sold Properties~

Address	Bedrooms	Type	Price	Sold
 2A Crow St Burwood East	3	House	\$820,000	08 Oct 2024
 2/80 Burwood Hwy Burwood East	2	Townhouse	\$675,000	07 Oct 2024
 57 Benwerrin Dr Burwood East	5	House	\$2,880,000	06 Oct 2024
 5 Manooka St Burwood East	3	House	\$1,080,000	05 Oct 2024
 19 Northcote Cirt Burwood East	4	House	\$1,550,000	05 Oct 2024
 2a Pickford St Burwood East	4	Townhouse	\$1,300,000	03 Oct 2024
 18 Tainton Rd Burwood East	3	House	\$1,200,000	02 Oct 2024
 31 Bettina St Burwood East	4	House	\$1,450,000	01 Oct 2024
 3 Sheraton Cl Burwood East	5	House	\$1,662,000	01 Oct 2024
 11 Cloverdale Cl Burwood East	4	House	\$1,390,000	21 Sep 2024
 17 Chippendale Tce Burwood East	5	House	\$1,984,500	21 Sep 2024
 22 Faye St Burwood East	5	House	\$1,330,000	21 Sep 2024



Please contact your local Jellis Craig office

jelliscraig.com.au

Data is current as of PDF generation date 20/01/2025

* Updated Quarterly for the past 12 months

^ Updated daily for the past quarter

~ Updated daily: 33 recent results.

This publication contains data, analytics, statistics and other information supplied by PROPERTYDATAONLINE PTY LTD (PropertyData). The data provided in this publication is of a general nature and should not be construed as specific advice or relied upon in lieu of appropriate professional advice.

PropertyData relies upon data supplied by third parties and while the data is checked and reviewed, PropertyData does not warrant the accuracy or completeness of the information to the full extent permitted by the law and excludes all loss or damage howsoever arising (including through negligence) in connection with the data supplied by PropertyData. The State of Victoria owns the copyright in the Property Sales Data and reproduction of that data in any way without the consent of the State of Victoria will constitute a breach of the Copyright Act 1968 (cth). The State of Victoria does not warrant the accuracy or completeness of the Property Sales Data and any person using or relying upon such information does so on the basis that the State of Victoria accepts no responsibility or liability whatsoever for any errors, faults, defects or omissions in the information supplied.