

Suburb Report

Know your neighbourhood.



Property Prices

Median House Price*

Median

\$1.30m

Quarterly Price Change

0.85% ↑

Median Unit Price*

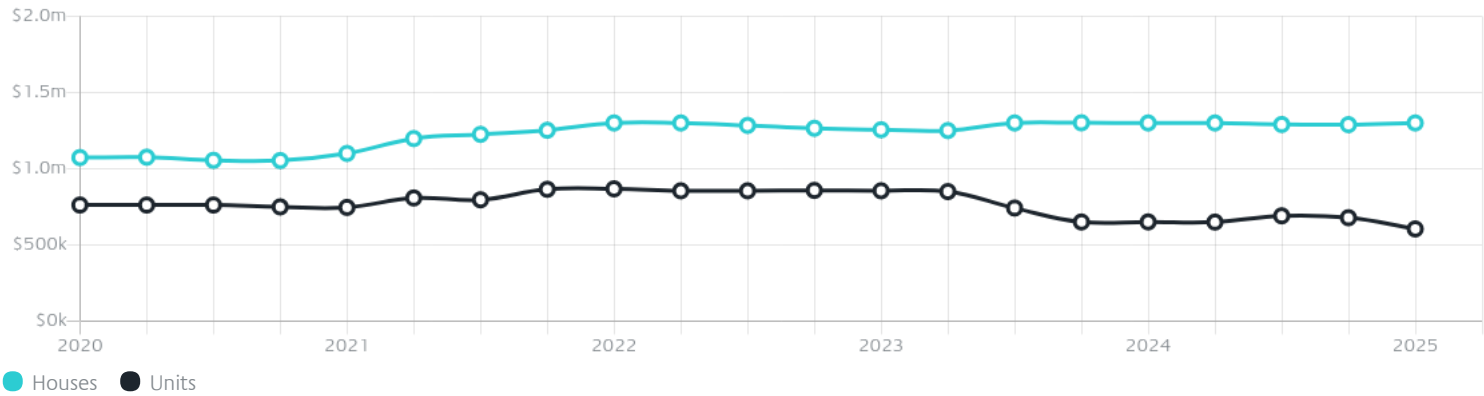
Median

\$605k

Quarterly Price Change

-10.83% ↓

Quarterly Price Change*

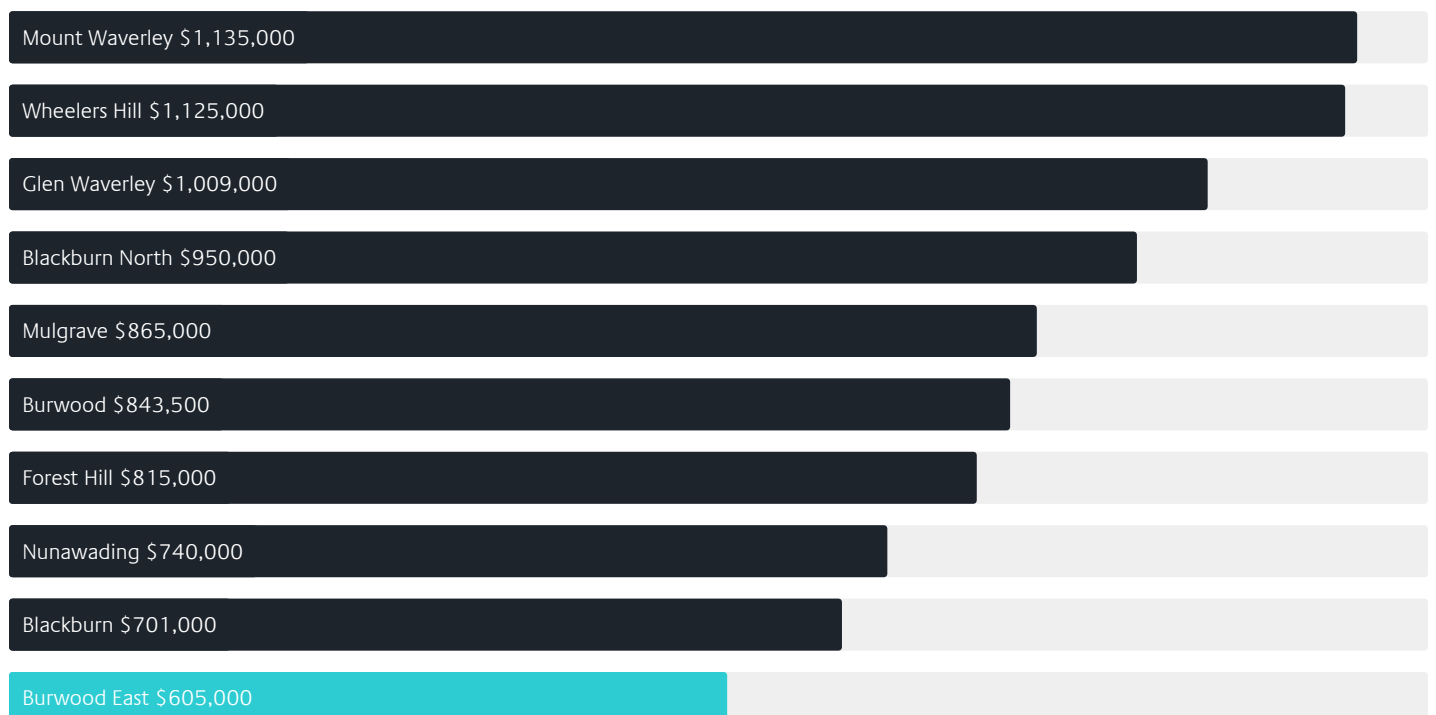


Surrounding Suburbs

Median House Sale Price*



Median Unit Sale Price*



Sales Snapshot

Sale Method^{*}



● Auction 66%
● Private 34%

Auction Clearance Rate^{*}

96.55%

Median Days on Market[^]

30 days

Average Hold Period^{*}

10.2 years

Insights

Dwelling Type[^]



● Houses 74% ● Units 26%

Ownership[^]



● Owned Outright 47% ● Mortgaged 31% ● Rented 22%

Population[^]

10,675

Median Asking Rent per week^{*}

\$610

Population Growth[^]

3.91%

Rental Yield^{*}

2.49%

Median Age[^]













41 years

Median Household Size[^]













2.6 people

Sold Properties~













Discover a snapshot of the most recent results for this suburb, to view the full 12 months of sales history, please go to jellisraig.com.au/suburbinsights

Address	Bedrooms	Type	Price	Sold
 1/46 Bonview Cr Burwood East	3	Unit	\$900,000	28 Jun 2025
 36 Carrington Ct Burwood East	5	House	\$1,789,000	28 Jun 2025
 3 Lindisfarne Dr BURWOOD EAST	3	House	\$1,323,500	21 Jun 2025
 10 Talwood Ct Burwood East	4	House	\$2,040,000	21 Jun 2025
 7/11 Windsor St Burwood East	3	Unit	\$1,130,000	21 Jun 2025
 39 Witchwood Cr Burwood East	3	House	\$1,226,800	14 Jun 2025
 205 Burwood Hwy Burwood East	5	House	\$1,350,000	10 Jun 2025
 207 Burwood Hwy Burwood East	4	House	\$1,350,000	10 Jun 2025
 87a Benwerrin Dr Burwood East	4	House	\$1,435,000	07 Jun 2025
 1 Terang Av Burwood East	3	House	\$1,503,000	01 Jun 2025
 62 Hilltop Cr Burwood East	2	House	\$904,000	31 May 2025
 3 Dorothy St Burwood East	4	House	\$1,326,500	31 May 2025

Sold Properties~

Address	Bedrooms	Type	Price	Sold
 301/213 Burwood Hwy Burwood East	2	Apartment	\$470,000	29 May 2025
 45 Lindisfarne Dr Burwood East	4	House	\$1,320,000	26 May 2025
 29 Carrington Ct Burwood East	2	House	\$930,000	24 May 2025
 4 Inala Ct BURWOOD EAST	5	House	\$1,623,000	24 May 2025
 20 Rustic Av Burwood East	4	House	\$1,508,000	18 May 2025
 29 Sugarloaf Cl Burwood East	4	House	\$1,379,000	10 May 2025
 1/361 Blackburn Rd Burwood East	4	Townhouse	\$1,230,000	08 May 2025
 3 Cloverdale Cl Burwood East	4	House	\$1,350,000	07 May 2025
 25 Feathertop Cha Burwood East	4	House	\$1,437,500	03 May 2025
 11 Mudgee St Burwood East	3	House	\$1,380,000	03 May 2025
 56 Hawthorn Rd Burwood East	3	House	\$1,203,000	03 May 2025
 6 Inala Ct Burwood East	3	House	\$1,280,000	02 May 2025

Sold Properties~

Address	Bedrooms	Type	Price	Sold
 302/28 Foundation Blvd Burwood East	2	Unit	\$660,000	29 Apr 2025
 58 Eley Rd Burwood East	5	House	\$2,180,000	28 Apr 2025
 203/115 Burwood Hwy Burwood East	2	Subdivided Flat - Single OYO Flat	\$440,000	26 Apr 2025
 31 Robinlee Av Burwood East	3	House	\$1,255,000	25 Apr 2025
 9 Medhurst St Burwood East	5	House	\$1,450,000	17 Apr 2025
 12 Narmara St Burwood East	3	House	\$1,330,000	16 Apr 2025
 6 Clyden Ct Burwood East	4	House	\$1,516,000	12 Apr 2025
 3 Bellevue Av Burwood East	3	House	\$1,090,000	12 Apr 2025
 6 Cloverdale Cl Burwood East	4	House	\$1,295,000	12 Apr 2025
 23 Dorothy St BURWOOD EAST	3	House	\$1,470,000	05 Apr 2025
 46 Tainton Rd Burwood East	3	House	\$932,500	05 Apr 2025
 27 Bowen Cr Burwood East	4	House	\$1,200,000	02 Apr 2025



Please contact your local Jellis Craig office

jelliscraig.com.au

Data is current as of PDF generation date 01/07/2025

* Updated Quarterly for the past 12 months

^ Updated daily for the past quarter

~ Updated daily: 33 recent results.

This publication contains data, analytics, statistics and other information supplied by PROPERTYDATAONLINE PTY LTD (PropertyData). The data provided in this publication is of a general nature and should not be construed as specific advice or relied upon in lieu of appropriate professional advice.

PropertyData relies upon data supplied by third parties and while the data is checked and reviewed, PropertyData does not warrant the accuracy or completeness of the information to the full extent permitted by the law and excludes all loss or damage howsoever arising (including through negligence) in connection with the data supplied by PropertyData. The State of Victoria owns the copyright in the Property Sales Data and reproduction of that data in any way without the consent of the State of Victoria will constitute a breach of the Copyright Act 1968 (cth). The State of Victoria does not warrant the accuracy or completeness of the Property Sales Data and any person using or relying upon such information does so on the basis that the State of Victoria accepts no responsibility or liability whatsoever for any errors, faults, defects or omissions in the information supplied.