

JellisCraig

CAMBERWELL

Suburb Report

Know your neighbourhood.



CAMBERWELL SUBURB REPORT

Median House Price*

Median

\$2.58m

Quarterly Price Change

-0.09% ↓

Median Unit Price*

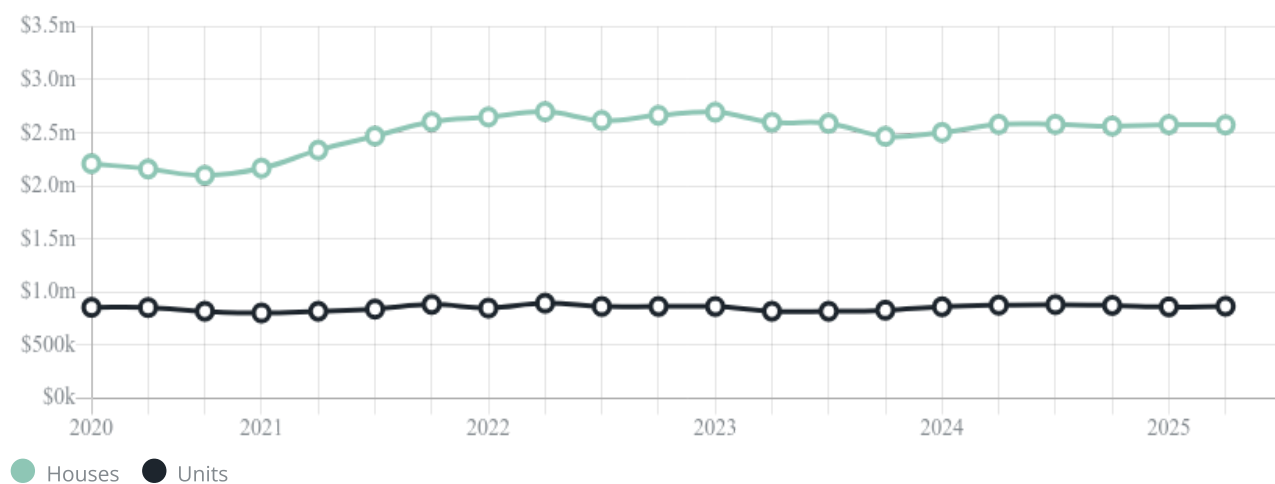
Median

\$868k

Quarterly Price Change

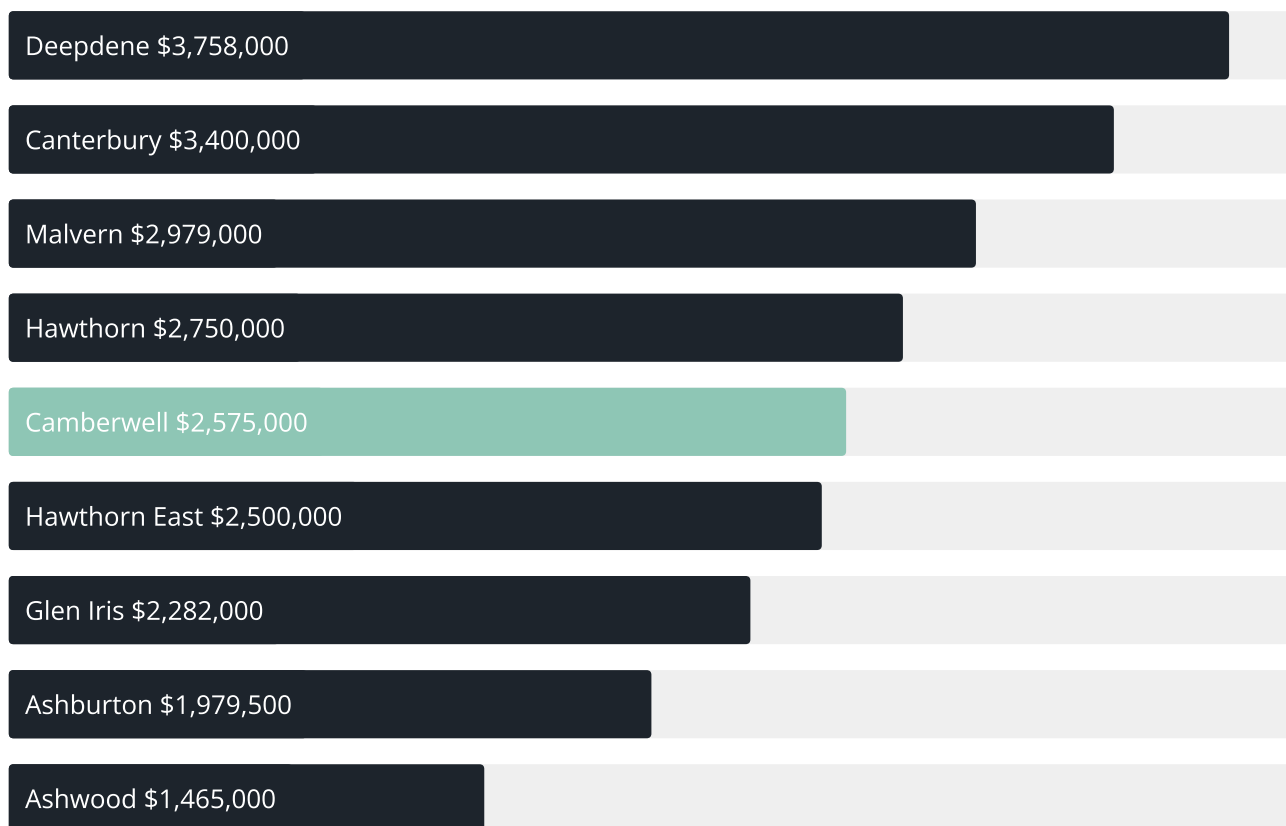
0.75% ↑

Quarterly Price Change*

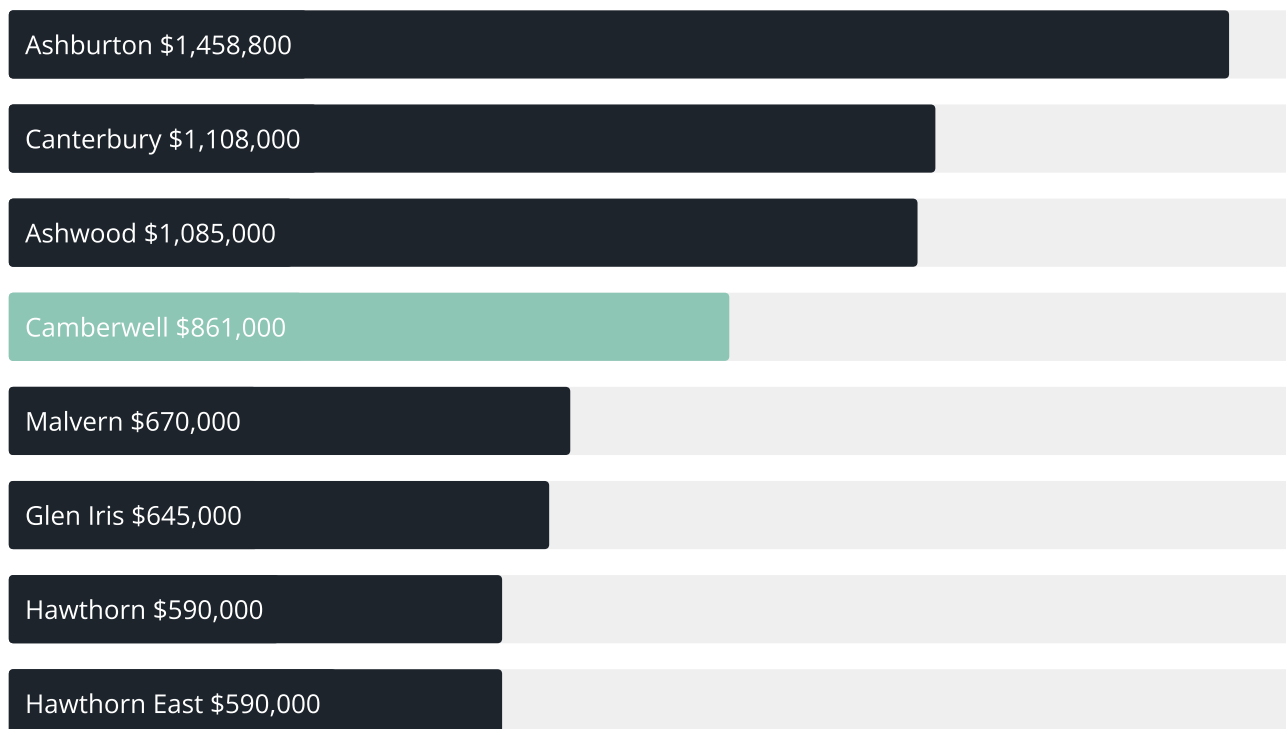


CAMBERWELL SUBURB REPORT

Median House Sale Price*



Median Unit Sale Price*



CAMBERWELL SUBURB REPORT

Sale Method^{*}

● Auction 64%
● Private 36%

Auction Clearance Rate^{*}

78.57%Median Days on Market[^]

27 daysAverage Hold Period^{*}

6.5 yearsDwelling Type[^]

● Houses 60% ● Units 40%

Ownership[^]

● Owned Outright 46% ● Mortgaged 32% ● Rented 23%

Population[^]

21,965Median Asking Rent per week^{*}

\$985Population Growth[^]

-0.53%Rental Yield^{*}











1.92%Median Age[^]

43 yearsMedian Household Size[^]











2.6 people

CAMBERWELL SUBURB REPORT











Discover a snapshot of the most recent results for this suburb, to view the full 12 months of sales history, please go to jellisraig.com.au/suburbinsights

Address	Bedrooms	Type	Price	Sold
 4/449 Camberwell Rd Camberwell	2	Unit	\$923,000	26 Jul 2025
 1/3 St Johns Av Camberwell	2	Apartment	\$520,000	23 Jul 2025
 4 Gowar Av Camberwell	3	House	\$2,553,000	18 Jul 2025
 3/1024 Toorak Rd Camberwell	3	Unit	\$1,255,000	07 Jul 2025
 134 Fordham Av Camberwell	3	House	\$2,170,000	05 Jul 2025
 14 Hartwell Hill Rd Camberwell	4	House	\$2,580,000	03 Jul 2025
 16 Glyndon Rd Camberwell	5	House	\$3,400,000	28 Jun 2025
 5 Callanish Rd Camberwell	4	House	\$3,000,000	28 Jun 2025
 312/1101 Toorak Rd Camberwell	2	Apartment	\$430,000	25 Jun 2025
 201/439 Camberwell Rd Camberwell	3	Apartment	\$1,115,000	24 Jun 2025

CAMBERWELL SUBURB REPORT

Address	Bedrooms	Type	Price	Sold
 3/10 Hollsmoor Rd Camberwell	4	Townhouse	\$1,735,000	23 Jun 2025
 7/25 Thomas St Camberwell	2	Unit	\$900,000	21 Jun 2025
 4/30 Nevis St Camberwell	3	Unit	\$1,050,000	21 Jun 2025
 4/215 Highfield Rd Camberwell	4	Townhouse	\$1,632,800	20 Jun 2025
 104/50 Seymour Gr Camberwell	2	Apartment	\$645,000	15 Jun 2025
 25 Finsbury Way Camberwell	3	House	\$2,345,000	14 Jun 2025
 2/451 Camberwell Rd Camberwell	2	Villa	\$855,000	14 Jun 2025
 591 Riversdale Rd Camberwell	3	House	\$2,410,000	13 Jun 2025
 5/1311 Toorak Rd Camberwell	3	Unit	\$870,000	10 Jun 2025
 4/111 Wattle Valley Rd Camberwell	3	Townhouse	\$1,575,000	08 Jun 2025

CAMBERWELL SUBURB REPORT

Address	Bedrooms	Type	Price	Sold
 2/6 Brynmawr Rd Camberwell	2	Townhouse	\$900,000	07 Jun 2025
 105/6 Butler St Camberwell	1	Apartment	\$475,000	07 Jun 2025
 4/26 Cornell St Camberwell	2	Unit	\$770,000	06 Jun 2025
 14 Kalang Rd Camberwell	4	House	\$3,100,000	05 Jun 2025
 142a Wattle Valley Rd Camberwell	4	House	\$2,900,000	31 May 2025
 69 Glyndon Rd Camberwell	4	House	\$2,455,000	31 May 2025
 44 Radnor St Camberwell	4	House	\$2,610,000	31 May 2025
 31 Range St Camberwell	4	House	\$3,360,000	31 May 2025
 70 Fairview Av Camberwell	2	House	\$1,260,000	31 May 2025
 2/441 Camberwell Rd Camberwell	3	Unit	\$1,065,000	28 May 2025



Hawthorn Office
Level 4, 248 Burwood Road, Hawthorn
03 9810 5000

jellisraig.com.au

Data is current as of PDF generation date 01/08/2025

* Updated Quarterly for the past 12 months

^ Updated daily for the past quarter

~ Updated daily: 33 recent results.

This publication contains data, analytics, statistics and other information supplied by PROPERTYDATAONLINE PTY LTD (PropertyData). The data provided in this publication is of a general nature and should not be construed as specific advice or relied upon in lieu of appropriate professional advice.

PropertyData relies upon data supplied by third parties and while the data is checked and reviewed, PropertyData does not warrant the accuracy or completeness of the information to the full extent permitted by the law and excludes all loss or damage howsoever arising (including through negligence) in connection with the data supplied by PropertyData. The State of Victoria owns the copyright in the Property Sales Data and reproduction of that data in any way without the consent of the State of Victoria will constitute a breach of the Copyright Act 1968 (cth). The State of Victoria does not warrant the accuracy or completeness of the Property Sales Data and any person using or relying upon such information does so on the basis that the State of Victoria accepts no responsibility or liability whatsoever for any errors, faults, defects or omissions in the information supplied.