

Suburb Report

Know your neighbourhood.



Property Prices

Median House Price*

Median
\$2.57m

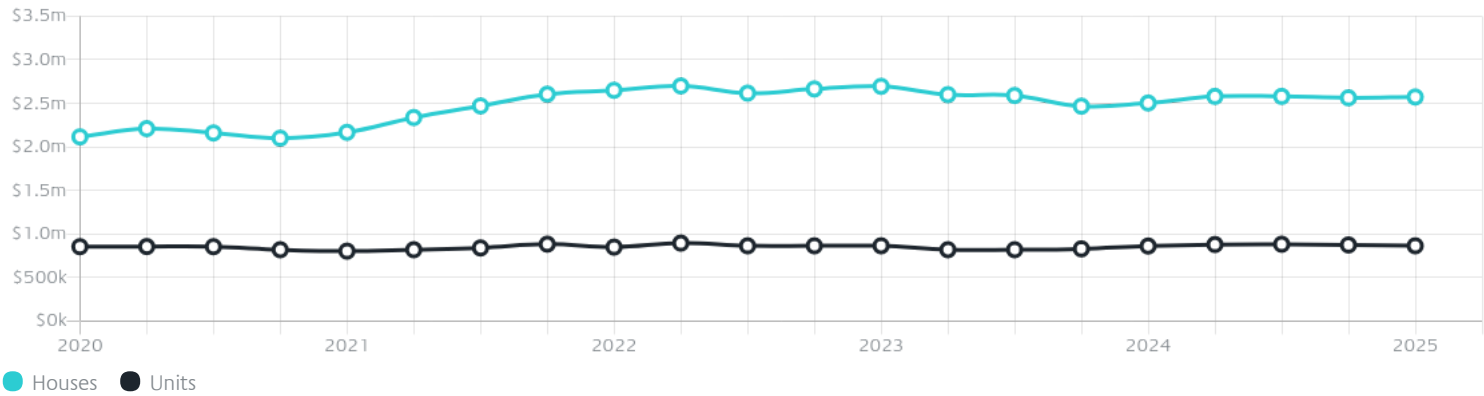
Quarterly Price Change
0.35% ↑

Median Unit Price*

Median
\$865k

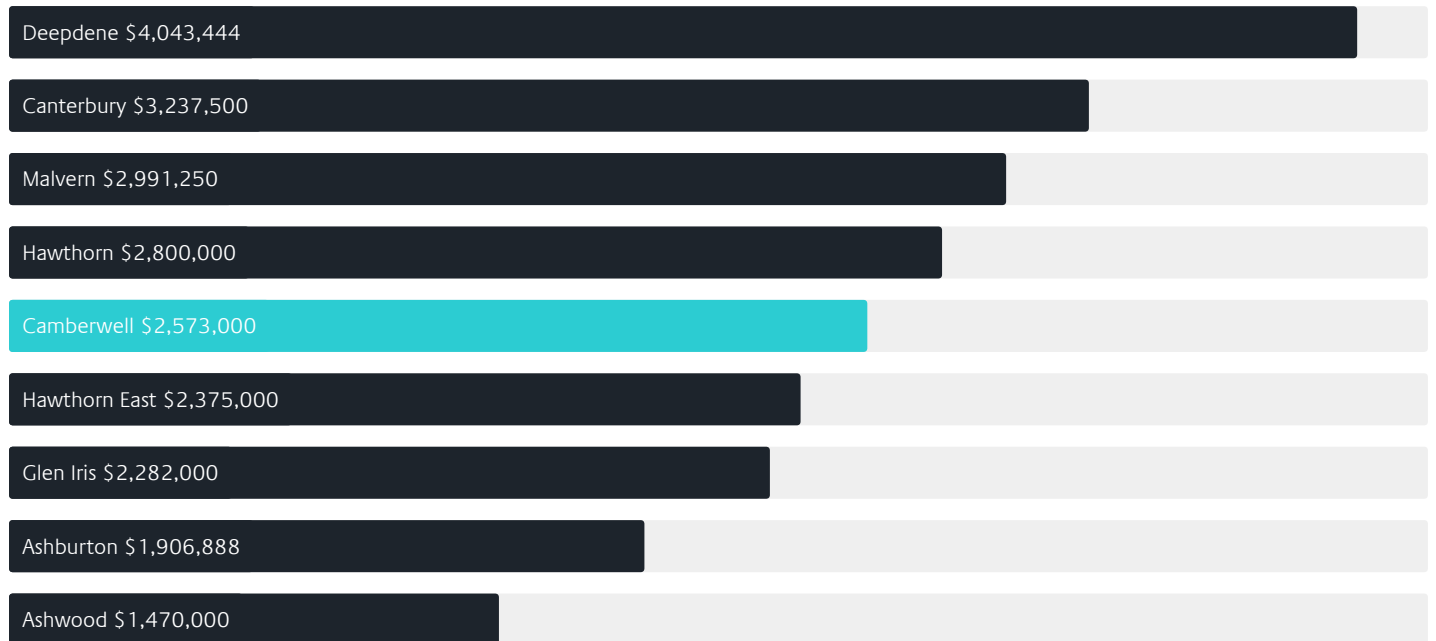
Quarterly Price Change
-1.14% ↓

Quarterly Price Change*

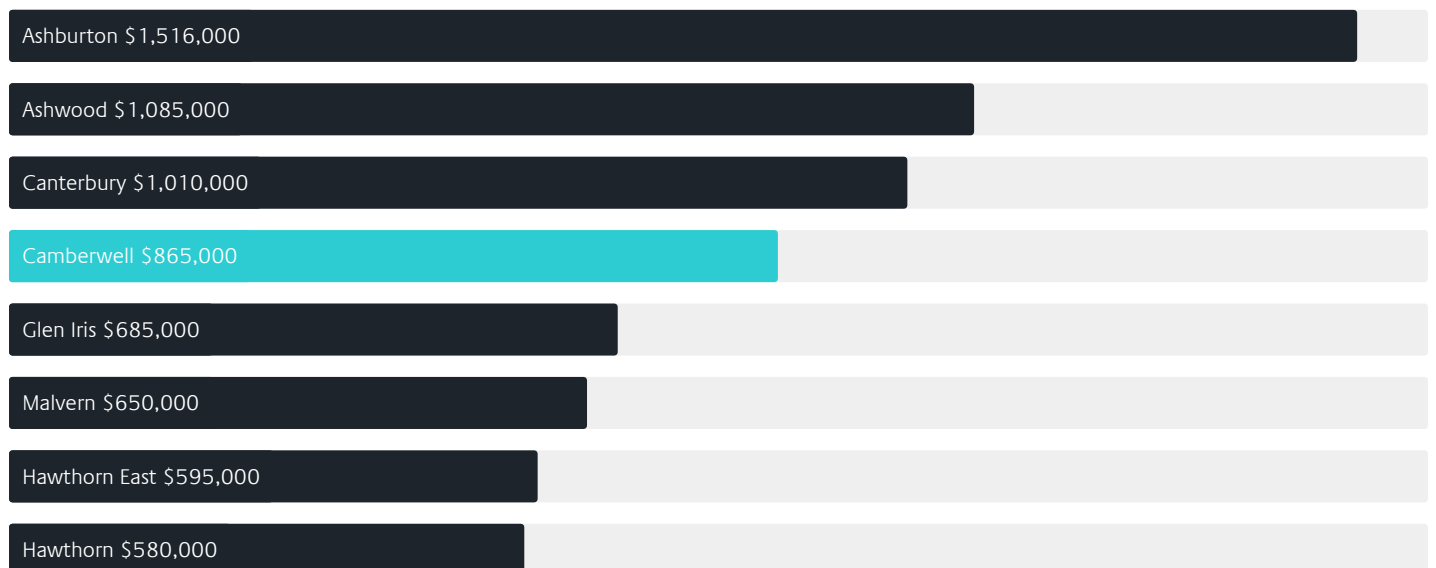


Surrounding Suburbs

Median House Sale Price*



Median Unit Sale Price*



Sales Snapshot

Sale Method^{*}



● Auction 65%
● Private 35%

Auction Clearance Rate^{*}

73.33%

Median Days on Market[^]

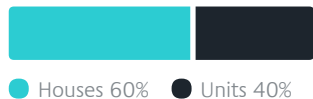
29 days

Average Hold Period^{*}

6.5 years

Insights

Dwelling Type[^]



● Houses 60% ● Units 40%

Ownership[^]



● Owned Outright 46% ● Mortgaged 32% ● Rented 23%

Population[^]

21,965

Median Asking Rent per week^{*}

\$963

Population Growth[^]

-0.53%

Rental Yield^{*}

1.92%

Median Age[^]













43 years

Median Household Size[^]













2.6 people

Sold Properties~













Discover a snapshot of the most recent results for this suburb, to view the full 12 months of sales history, please go to jellisicraig.com.au/suburbinsights

| Address | Bedrooms | Type | Price | Sold |
|---|----------|-----------|-------------|-------------|
|  16 Glyndon Rd Camberwell | 5 | House | \$3,400,000 | 28 Jun 2025 |
|  5 Callanish Rd Camberwell | 4 | House | \$3,000,000 | 28 Jun 2025 |
|  312/1101 Toorak Rd Camberwell | 2 | Apartment | \$430,000 | 25 Jun 2025 |
|  3/10 Hollsmoor Rd Camberwell | 4 | Townhouse | \$1,735,000 | 23 Jun 2025 |
|  7/25 Thomas St Camberwell | 2 | Unit | \$900,000 | 21 Jun 2025 |
|  4/30 Nevis St Camberwell | 3 | Unit | \$1,050,000 | 21 Jun 2025 |
|  4/215 Highfield Rd Camberwell | 4 | Townhouse | \$1,632,800 | 20 Jun 2025 |
|  25 Finsbury Way Camberwell | 3 | House | \$2,345,000 | 14 Jun 2025 |
|  591 Riversdale Rd Camberwell | 3 | House | \$2,410,000 | 13 Jun 2025 |
|  4/111 Wattle Valley Rd Camberwell | 3 | Townhouse | \$1,575,000 | 08 Jun 2025 |
|  2/6 Brynmawr Rd Camberwell | 2 | Townhouse | \$900,000 | 07 Jun 2025 |
|  142a Wattle Valley Rd Camberwell | 4 | House | \$2,900,000 | 31 May 2025 |

Sold Properties~

| Address | Bedrooms | Type | Price | Sold |
|---|----------|------------------|-------------|-------------|
|  44 Radnor St Camberwell | 4 | House | \$2,610,000 | 31 May 2025 |
|  69 Glyndon Rd Camberwell | 4 | House | \$2,455,000 | 31 May 2025 |
|  31 Range St Camberwell | 4 | House | \$3,360,000 | 31 May 2025 |
|  70 Fairview Av Camberwell | 2 | House | \$1,260,000 | 31 May 2025 |
|  2/441 Camberwell Rd Camberwell | 3 | Unit | \$1,065,000 | 28 May 2025 |
|  5/1295 Toorak Rd Camberwell | 2 | Strata Unit/Flat | \$290,000 | 26 May 2025 |
|  2/253 Highfield Rd Camberwell | 3 | Unit | \$1,100,000 | 24 May 2025 |
|  5 West Ct Camberwell | 4 | House | \$1,945,000 | 24 May 2025 |
|  2 Fairview Av Camberwell | 5 | House | \$1,860,000 | 24 May 2025 |
|  17/234 Warrigal Rd Camberwell | 1 | Apartment | \$110,000 | 23 May 2025 |
|  9 Avenue Rd Camberwell | 5 | House | \$4,298,000 | 17 May 2025 |
|  156 Wattle Valley Rd Camberwell | 4 | House | \$3,100,000 | 17 May 2025 |

Sold Properties~

| Address | Bedrooms | Type | Price | Sold |
|---|----------|-------------------------|-------------|-------------|
|  1 / 870 Riversdale Rd Camberwell | 2 | Unit | \$727,500 | 17 May 2025 |
|  12 Davis Av Camberwell | 3 | House | \$1,820,000 | 10 May 2025 |
|  19 Immarna Rd Camberwell | 3 | House | \$2,610,000 | 10 May 2025 |
|  G11 / 828 Burke Rd Camberwell | 1 | Strata Unit / Flat | \$430,000 | 07 May 2025 |
|  3 / 109 Through Rd Camberwell | 2 | Flat / Unit / Apartment | \$740,000 | 02 May 2025 |
|  5 / 59 Athelstan Rd Camberwell | 3 | Flat / Unit / Apartment | \$1,245,000 | 26 Apr 2025 |
|  4 / 29 Donna Buang St Camberwell | 2 | Townhouse | \$1,100,000 | 24 Apr 2025 |
|  2 / 26 Cornell St CAMBERWELL | 2 | Villa | \$765,000 | 23 Apr 2025 |
|  54 Outlook Dr Camberwell | 3 | House | \$1,650,000 | 22 Apr 2025 |
|  21 / 596 Riversdale Rd Camberwell | 3 | Unit | \$583,000 | 22 Apr 2025 |
|  15 Eddy St Camberwell | 4 | House | \$1,500,000 | 14 Apr 2025 |
|  25 Oberwyl Rd Camberwell | 5 | House | \$3,390,000 | 13 Apr 2025 |



Hawthorn Office
Level 4, 248 Burwood Road, Hawthorn
03 9810 5000

jelliscraig.com.au

Data is current as of PDF generation date 01/07/2025

* Updated Quarterly for the past 12 months

^ Updated daily for the past quarter

~ Updated daily: 33 recent results.

This publication contains data, analytics, statistics and other information supplied by PROPERTYDATAONLINE PTY LTD (PropertyData). The data provided in this publication is of a general nature and should not be construed as specific advice or relied upon in lieu of appropriate professional advice.

PropertyData relies upon data supplied by third parties and while the data is checked and reviewed, PropertyData does not warrant the accuracy or completeness of the information to the full extent permitted by the law and excludes all loss or damage howsoever arising (including through negligence) in connection with the data supplied by PropertyData. The State of Victoria owns the copyright in the Property Sales Data and reproduction of that data in any way without the consent of the State of Victoria will constitute a breach of the Copyright Act 1968 (cth). The State of Victoria does not warrant the accuracy or completeness of the Property Sales Data and any person using or relying upon such information does so on the basis that the State of Victoria accepts no responsibility or liability whatsoever for any errors, faults, defects or omissions in the information supplied.