

Suburb Report

Know your neighbourhood.



Property Prices

Median House Price*

Median

\$2.57m

Quarterly Price Change

0.35% ↑

Median Unit Price*

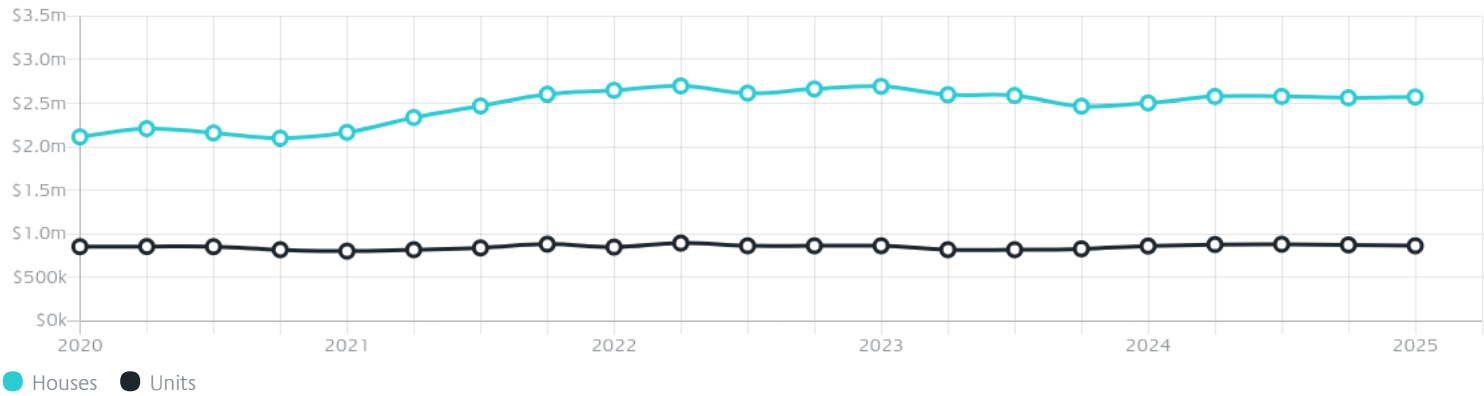
Median

\$865k

Quarterly Price Change

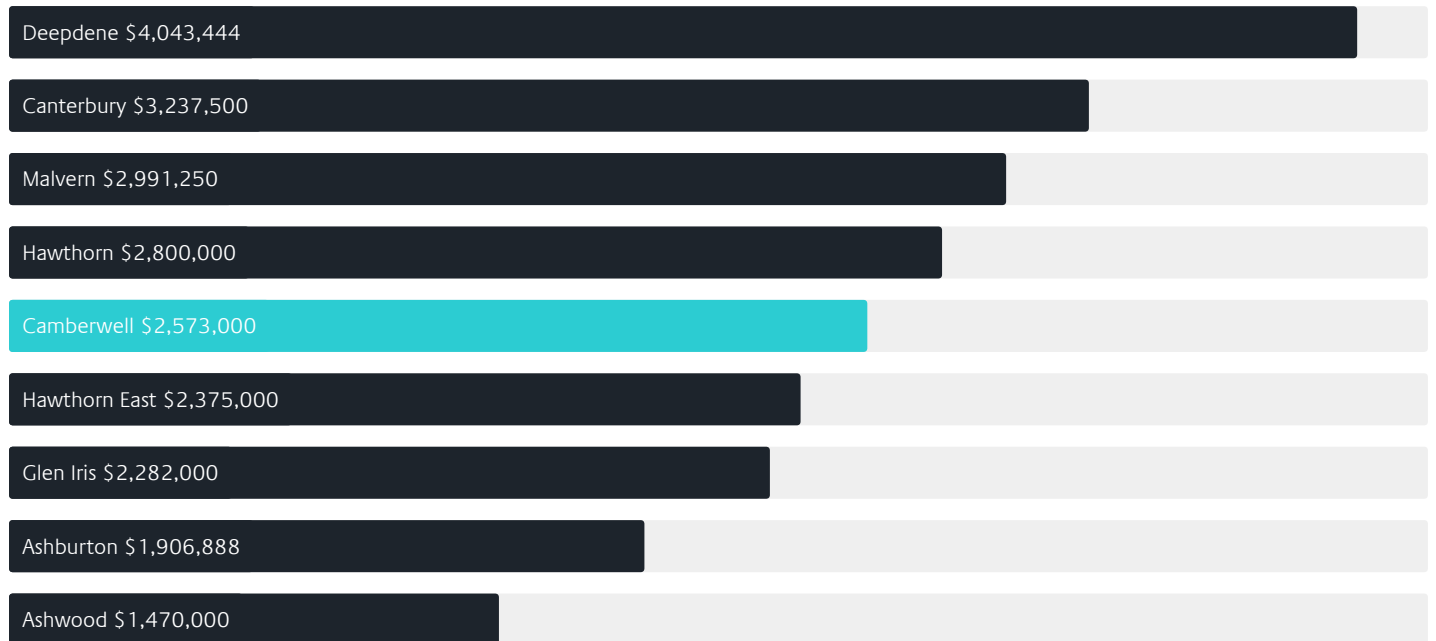
-1.14% ↓

Quarterly Price Change*

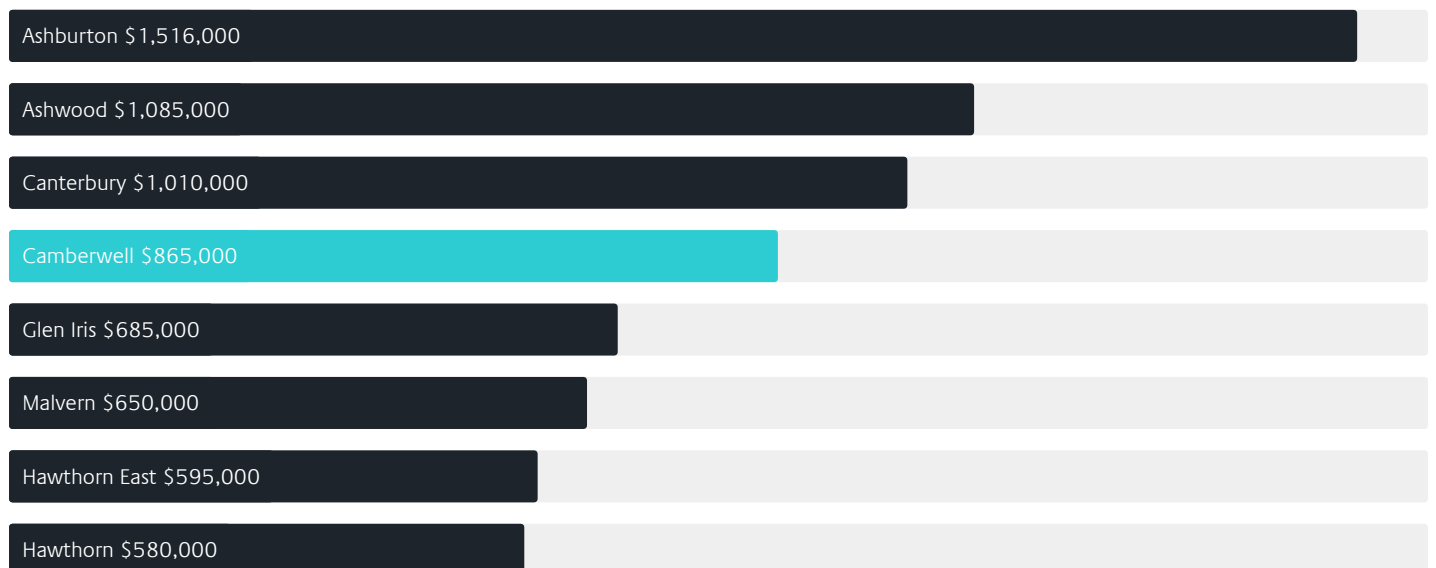


Surrounding Suburbs

Median House Sale Price*



Median Unit Sale Price*



Sales Snapshot

Sale Method^{*}



● Auction 74%
● Private 26%

Auction Clearance Rate^{*}

71.58%

Median Days on Market[^]

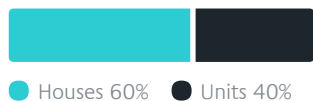
26 days

Average Hold Period^{*}

6.5 years

Insights

Dwelling Type[^]



● Houses 60% ● Units 40%

Ownership[^]



● Owned Outright 46% ● Mortgaged 32% ● Rented 23%

Population[^]

21,965

Median Asking Rent per week^{*}

\$963

Population Growth[^]

-0.53%

Rental Yield^{*}

1.92%

Median Age[^]













43 years

Median Household Size[^]













2.6 people

Sold Properties~













Discover a snapshot of the most recent results for this suburb, to view the full 12 months of sales history, please go to jellisraig.com.au/suburbinsights

Address	Bedrooms	Type	Price	Sold
 70 Fairview Av Camberwell	2	House	\$1,260,000	31 May 2025
 142a Wattle Valley Rd Camberwell	4	House	\$2,900,000	31 May 2025
 44 Radnor St Camberwell	4	House	\$2,610,000	31 May 2025
 69 Glyndon Rd Camberwell	4	House	\$2,455,000	31 May 2025
 31 Range St Camberwell	4	House	\$3,360,000	31 May 2025
 5 West Ct Camberwell	4	House	\$1,945,000	24 May 2025
 2/253 Highfield Rd Camberwell	3	Unit	\$1,100,000	24 May 2025
 2 Fairview Av Camberwell	5	House	\$1,860,000	24 May 2025
 1/870 Riversdale Rd Camberwell	2	Unit	\$727,500	17 May 2025
 156 Wattle Valley Rd Camberwell	4	House	\$3,100,000	17 May 2025
 12 Davis Av Camberwell	3	House	\$1,820,000	10 May 2025
 19 Immarna Rd Camberwell	3	House	\$2,610,000	10 May 2025

Sold Properties~

Address	Bedrooms	Type	Price	Sold
 4/29 Donna Buang St Camberwell	2	Townhouse	\$1,100,000	24 Apr 2025
 2/26 Cornell St CAMBERWELL	2	Villa	\$765,000	23 Apr 2025
 54 Outlook Dr Camberwell	3	House	\$1,650,000	22 Apr 2025
 15 Eddy St Camberwell	4	House	\$1,500,000	14 Apr 2025
 25 Oberwyl Rd Camberwell	5	House	\$3,390,000	13 Apr 2025
 1/7 Athelstan Rd Camberwell	2	House	\$1,936,000	12 Apr 2025
 14 Sunnyside Av Camberwell	4	House	\$3,825,000	12 Apr 2025
 2/20 Doonkuna Av Camberwell	3	House	\$1,330,000	11 Apr 2025
 101/594 Riversdale Rd Camberwell	2	Strata Unit/Flat	\$531,000	09 Apr 2025
 9/43 Inglesby Rd Camberwell	2	Apartment	\$629,000	09 Apr 2025
 1 Acheron Av Camberwell	3	House	\$1,520,000	07 Apr 2025
 1/13 Callanish Rd Camberwell	2	Unit	\$930,000	05 Apr 2025

Sold Properties~

Address	Bedrooms	Type	Price	Sold
 9/9 Acheron Av Camberwell	1	Apartment	\$410,000	04 Apr 2025
 102/163 Victoria Rd Camberwell	2	Apartment	\$1,400,000	02 Apr 2025
 22 Judd St Camberwell	4	House	\$2,780,000	31 Mar 2025
 3 Kalang Rd Camberwell	3	House	\$2,665,000	29 Mar 2025
 464 Burke Rd Camberwell	4	House	\$2,500,000	29 Mar 2025
 214/1101 Toorak Rd Camberwell	2	Apartment	\$449,000	28 Mar 2025
 101/565 Camberwell Rd Camberwell	1	Strata Unit/Flat	\$330,000	28 Mar 2025
 2/950 Toorak Rd Camberwell	3	Strata Unit/Flat	\$1,660,000	28 Mar 2025
 1/86 Athelstan Rd Camberwell	3	House	\$1,890,000	27 Mar 2025
 2/18 Allambee Av Camberwell	3	House	\$1,600,000	27 Mar 2025
 1/3 Acheron Av Camberwell	1	Strata Unit/Flat	\$558,000	25 Mar 2025
 19/995 Burke Rd Camberwell	2	Strata Unit/Flat	\$585,000	25 Mar 2025



Hawthorn Office
Level 4, 248 Burwood Road, Hawthorn
03 9810 5000

jelliscraig.com.au

Data is current as of PDF generation date 01/06/2025

* Updated Quarterly for the past 12 months

^ Updated daily for the past quarter

~ Updated daily: 33 recent results.

This publication contains data, analytics, statistics and other information supplied by PROPERTYDATAONLINE PTY LTD (PropertyData). The data provided in this publication is of a general nature and should not be construed as specific advice or relied upon in lieu of appropriate professional advice.

PropertyData relies upon data supplied by third parties and while the data is checked and reviewed, PropertyData does not warrant the accuracy or completeness of the information to the full extent permitted by the law and excludes all loss or damage howsoever arising (including through negligence) in connection with the data supplied by PropertyData. The State of Victoria owns the copyright in the Property Sales Data and reproduction of that data in any way without the consent of the State of Victoria will constitute a breach of the Copyright Act 1968 (cth). The State of Victoria does not warrant the accuracy or completeness of the Property Sales Data and any person using or relying upon such information does so on the basis that the State of Victoria accepts no responsibility or liability whatsoever for any errors, faults, defects or omissions in the information supplied.