

Suburb Report

Know your neighbourhood.



Property Prices

Median House Price*

Median
\$2.55m

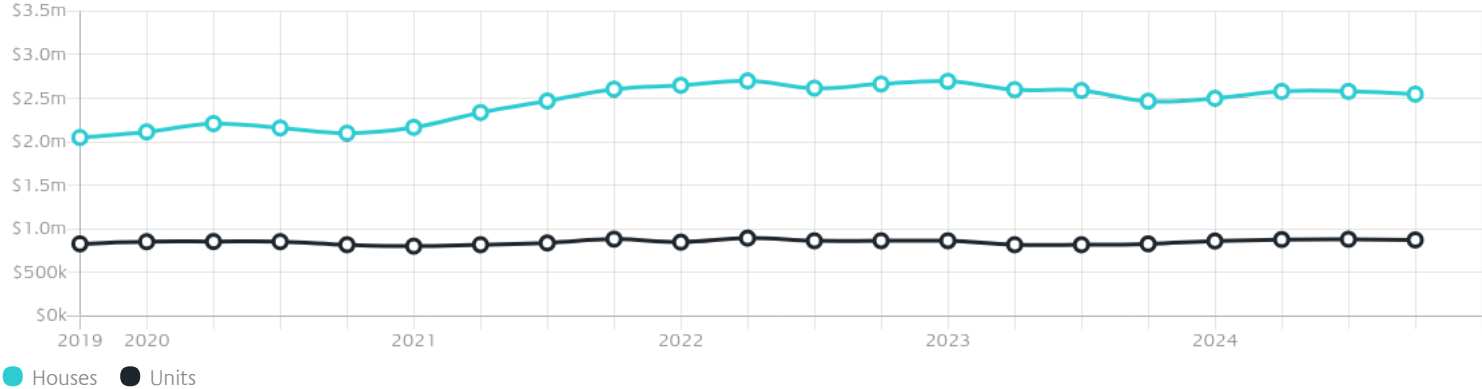
Quarterly Price Change
-1.24% ↓

Median Unit Price*

Median
\$875k

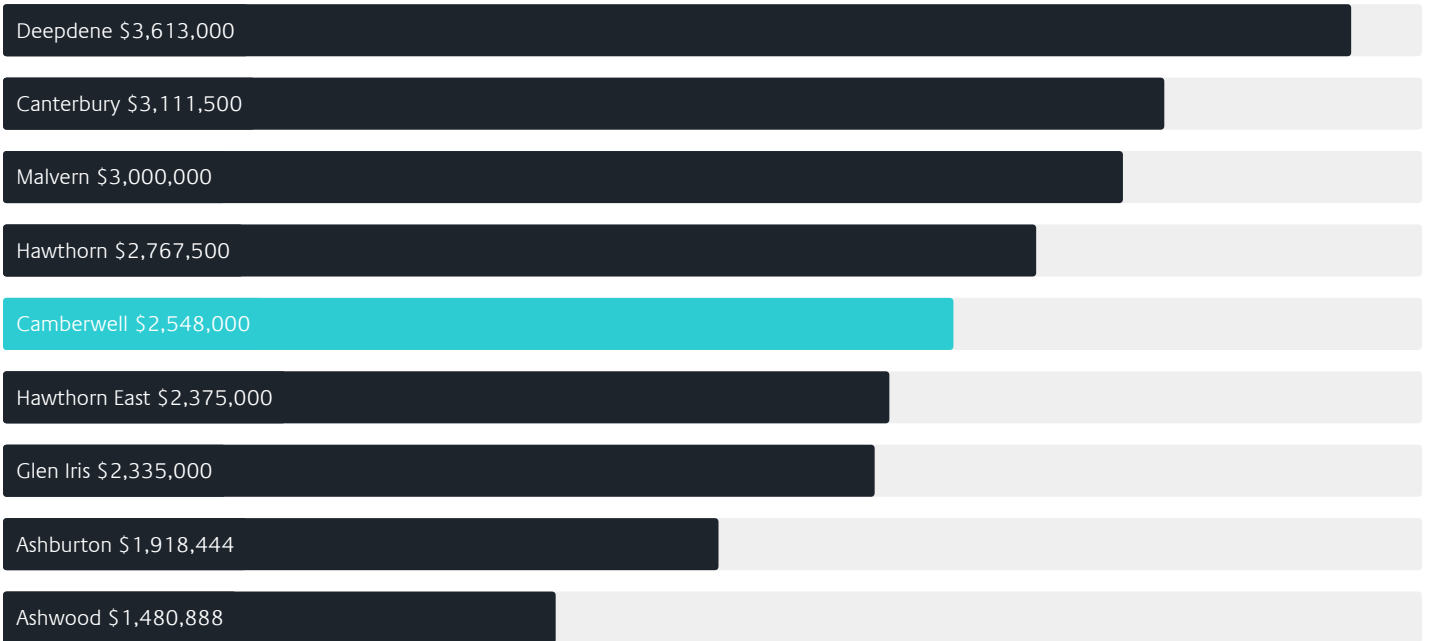
Quarterly Price Change
-0.90% ↓

Quarterly Price Change*

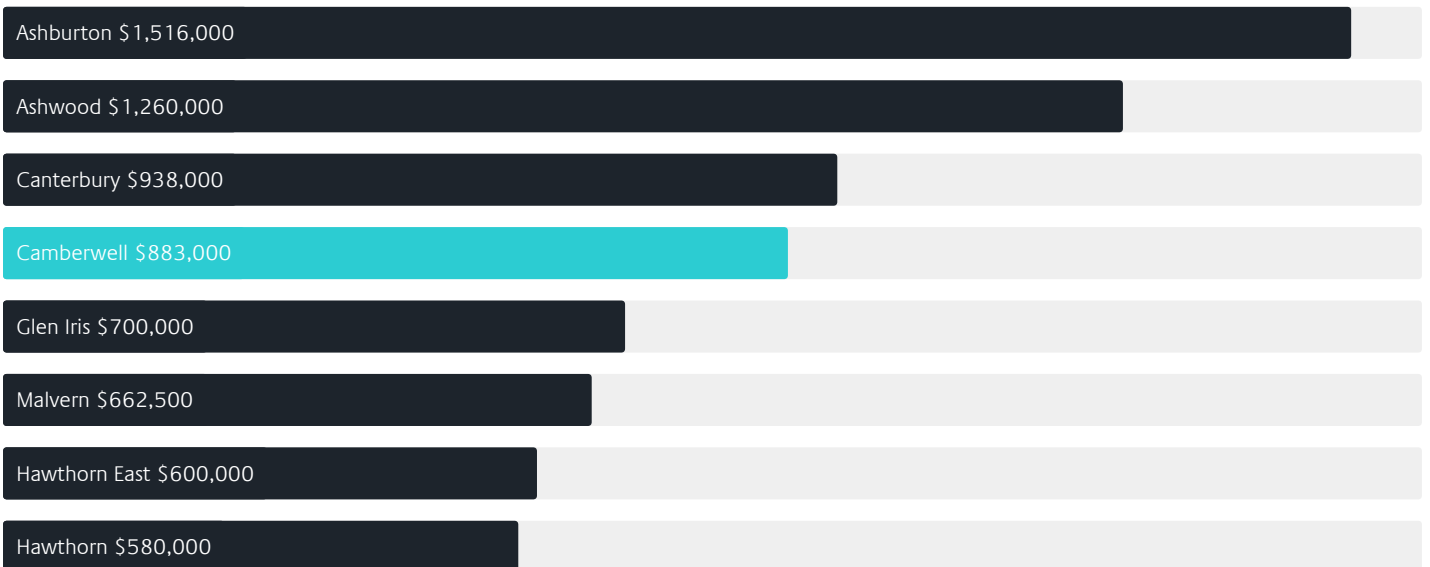


Surrounding Suburbs

Median House Sale Price*



Median Unit Sale Price*



Sales Snapshot

Sale Method*



● Auction 74%
● Private 26%

Auction Clearance Rate*

76.36%

Median Days on Market^

28 days

Average Hold Period*

6.5 years

Insights

Dwelling Type^



● Houses 60% ● Units 40%

Ownership^



● Owned Outright 46% ● Mortgaged 32% ● Rented 23%

Population^

21,965

Median Asking Rent per week*

\$950

Population Growth^

-0.53%

Rental Yield*

1.92%

Median Age^













43 years

Median Household Size^













2.6 people

Sold Properties~













Discover a snapshot of the most recent results for this suburb, to view the full 12 months of sales history, please go to jellisraig.com.au/suburbinsights

Address	Bedrooms	Type	Price	Sold
 21 Sunnyside Av Camberwell	5	House	\$4,960,000	22 Feb 2025
 3 Athelstan Rd Camberwell	3	House	\$2,411,000	22 Feb 2025
 9 Fairview Av Camberwell	4	House	\$1,950,000	22 Feb 2025
 6 Granville St Camberwell	5	House	\$2,350,000	13 Feb 2025
 10/1295 Toorak Rd Camberwell	2	Apartment	\$500,000	26 Jan 2025
 4 East Ct Camberwell	4	House	\$2,100,000	18 Jan 2025
 19b Warburton Rd Camberwell	4	Townhouse	\$1,600,000	30 Dec 2024
 431 Camberwell Rd Camberwell	5	House	\$2,350,000	25 Dec 2024
 103/1101 Toorak Rd Camberwell	2	Apartment	\$500,000	24 Dec 2024
 19 Callanish Rd Camberwell	3	House	\$1,820,000	23 Dec 2024
 7 Hope St Camberwell	3	House	\$1,275,000	20 Dec 2024
 3/2 Kalang Rd Camberwell	2	Flat/Unit/Apartment	\$1,300,000	19 Dec 2024

Sold Properties~

Address	Bedrooms	Type	Price	Sold
 4/32 Bringa Av Camberwell	2	Unit	\$880,000	19 Dec 2024
 37 Hunter Rd Camberwell	2	House	\$1,760,000	17 Dec 2024
 15/52 Seymour Gr Camberwell	2	Strata Unit/Flat	\$650,000	13 Dec 2024
 36 Brinsley Rd CAMBERWELL	4	House	\$2,520,000	12 Dec 2024
 45 Athelstan Rd Camberwell	3	House	\$2,000,000	11 Dec 2024
 101/1101 Toorak Rd Camberwell	2	Apartment	\$510,000	10 Dec 2024
 25 Nevis St Camberwell	4	House	\$2,937,000	07 Dec 2024
 6/5 Hazel St Camberwell	3	Unit	\$895,000	07 Dec 2024
 144 Through Rd Camberwell	3	House	\$2,110,000	07 Dec 2024
 1/26 Lynden St Camberwell	2	Unit	\$935,000	07 Dec 2024
 55 Outlook Dr Camberwell	4	House	\$1,950,000	07 Dec 2024
 1/806 Burke Rd Camberwell	2	Unit	\$1,125,000	06 Dec 2024

Sold Properties~

Address	Bedrooms	Type	Price	Sold
 4/22 Prospect Hill Rd Camberwell	3	Flat/Unit/Apartment	\$2,695,000	05 Dec 2024
 2/1 Webster St Camberwell	3	Unit	\$1,395,000	05 Dec 2024
 2/138 Warrigal Rd Camberwell	4	Townhouse	\$1,040,000	05 Dec 2024
 515/347 Camberwell Rd Camberwell	2	Apartment	\$490,000	03 Dec 2024
 205/828 Burke Rd Camberwell	1	Apartment	\$412,000	30 Nov 2024
 11 Marlborough Av Camberwell	4	House	\$2,548,000	30 Nov 2024
 37 Alma Rd Camberwell	3	House	\$2,450,000	29 Nov 2024
 144a Fordham Av Camberwell	3	House	\$1,750,000	27 Nov 2024
 2/24 Russell St Camberwell	3	Flat/Unit/Apartment	\$800,000	27 Nov 2024
 19 Fairfield Av Camberwell	5	House	\$6,125,000	23 Nov 2024
 67 Glyndon Rd Camberwell	4	House	\$2,435,000	23 Nov 2024
 1/684 Riversdale Rd Camberwell	4	House	\$1,175,000	23 Nov 2024



Hawthorn Office
Level 4, 248 Burwood Road, Hawthorn
03 9810 5000

jelliscraig.com.au

Data is current as of PDF generation date 01/03/2025

* Updated Quarterly for the past 12 months

^ Updated daily for the past quarter

~ Updated daily: 33 recent results.

This publication contains data, analytics, statistics and other information supplied by PROPERTYDATAONLINE PTY LTD (PropertyData). The data provided in this publication is of a general nature and should not be construed as specific advice or relied upon in lieu of appropriate professional advice.

PropertyData relies upon data supplied by third parties and while the data is checked and reviewed, PropertyData does not warrant the accuracy or completeness of the information to the full extent permitted by the law and excludes all loss or damage howsoever arising (including through negligence) in connection with the data supplied by PropertyData. The State of Victoria owns the copyright in the Property Sales Data and reproduction of that data in any way without the consent of the State of Victoria will constitute a breach of the Copyright Act 1968 (cth). The State of Victoria does not warrant the accuracy or completeness of the Property Sales Data and any person using or relying upon such information does so on the basis that the State of Victoria accepts no responsibility or liability whatsoever for any errors, faults, defects or omissions in the information supplied.