

Suburb Report

Know your neighbourhood.



Property Prices

Median House Price*

Median

\$2.57m

Quarterly Price Change

0.35% ↑

Median Unit Price*

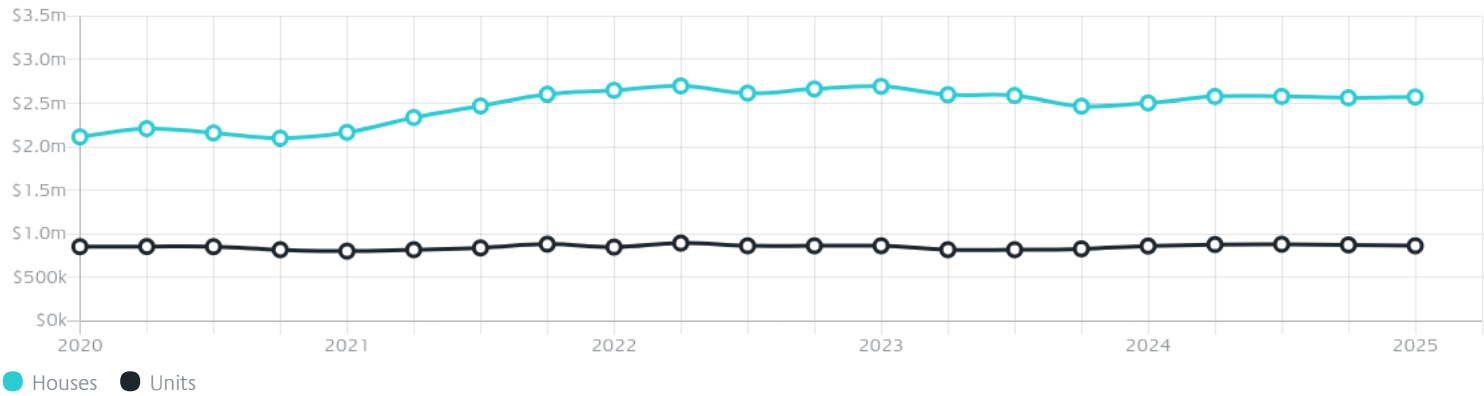
Median

\$865k

Quarterly Price Change

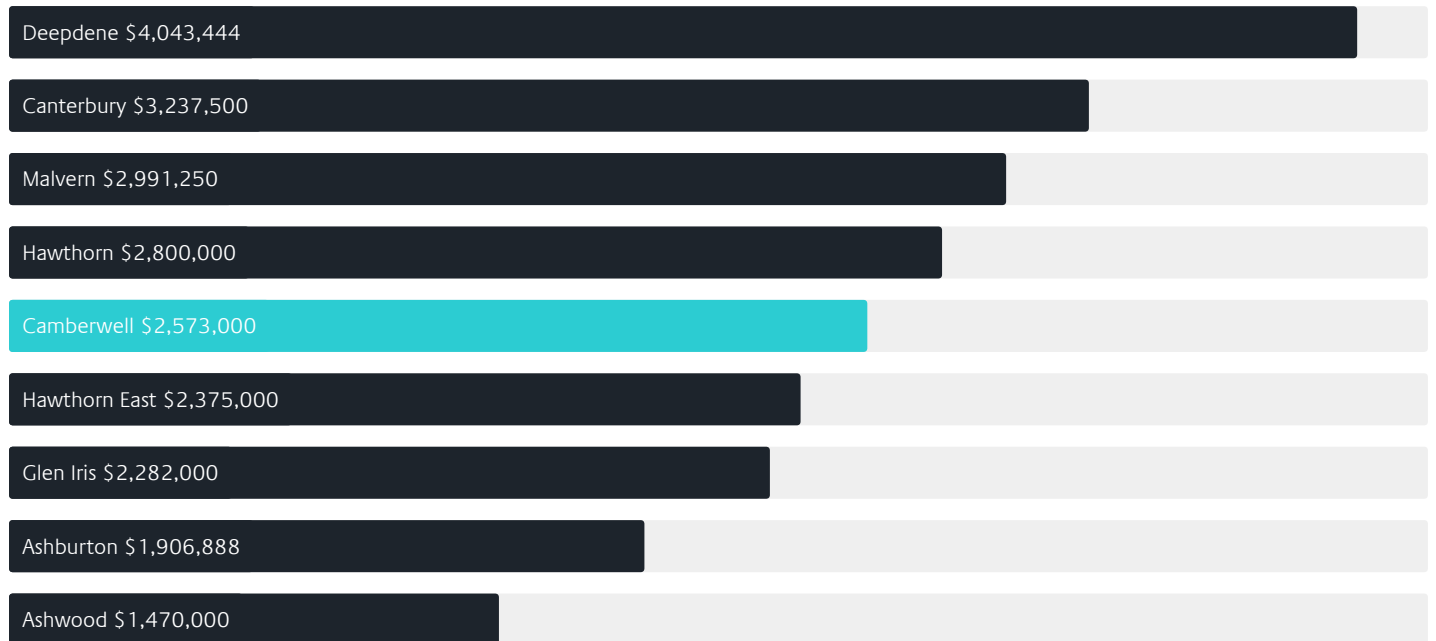
-1.14% ↓

Quarterly Price Change*

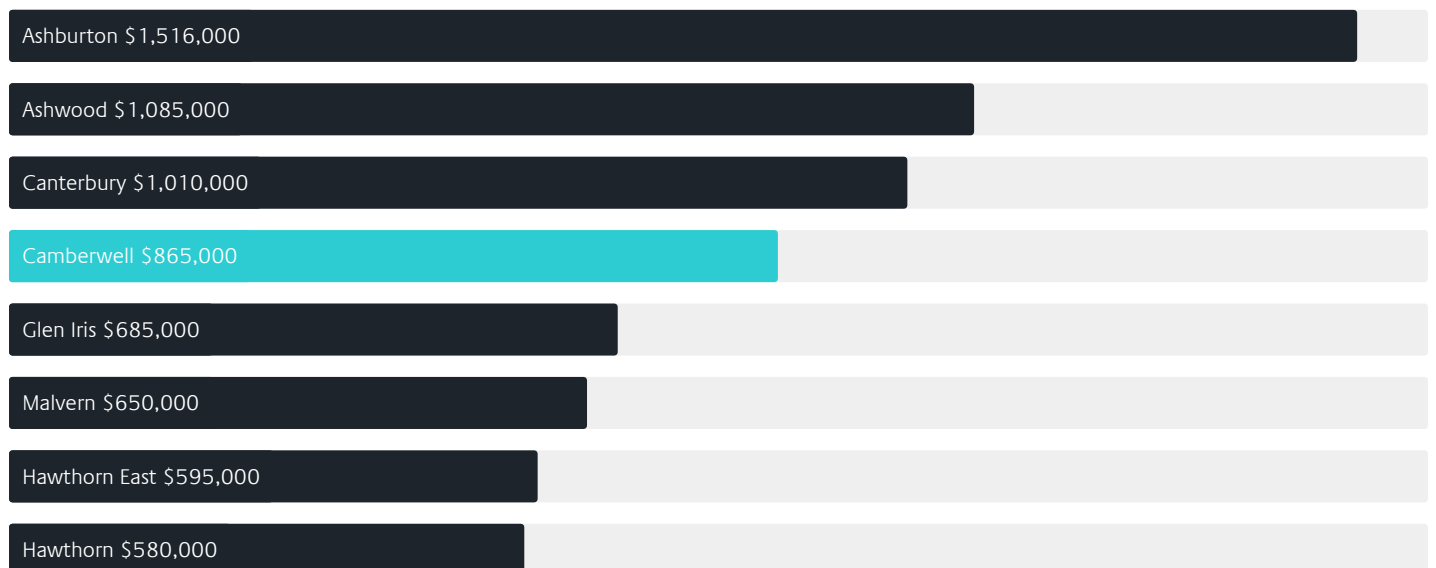


Surrounding Suburbs

Median House Sale Price*



Median Unit Sale Price*



Sales Snapshot

Sale Method*



● Auction 78%
● Private 22%

Auction Clearance Rate*

71.88%

Median Days on Market^

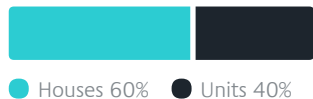
26 days

Average Hold Period*

6.5 years

Insights

Dwelling Type^



● Houses 60% ● Units 40%

Ownership^



● Owned Outright 46% ● Mortgaged 32% ● Rented 23%

Population^

21,965

Median Asking Rent per week*

\$963

Population Growth^

-0.53%

Rental Yield*

1.92%

Median Age^













43 years

Median Household Size^













2.6 people

Sold Properties~













Discover a snapshot of the most recent results for this suburb, to view the full 12 months of sales history, please go to jellisraig.com.au/suburbinsights

Address	Bedrooms	Type	Price	Sold
 2/26 Cornell St CAMBERWELL	2	Villa	\$765,000	23 Apr 2025
 54 Outlook Dr Camberwell	3	Townhouse	\$1,650,000	22 Apr 2025
 14 Sunnyside Av Camberwell	4	House	\$3,825,000	12 Apr 2025
 1/13 Callanish Rd Camberwell	2	Unit	\$930,000	05 Apr 2025
 9/9 Acheron Av Camberwell	1	Apartment	\$410,000	04 Apr 2025
 102/163 Victoria Rd Camberwell	2	Apartment	\$1,400,000	02 Apr 2025
 3 Kalang Rd Camberwell	3	House	\$2,665,000	29 Mar 2025
 464 Burke Rd Camberwell	4	House	\$2,500,000	29 Mar 2025
 214/1101 Toorak Rd Camberwell	2	Apartment	\$449,000	28 Mar 2025
 1/3 Acheron Av Camberwell	1	Strata Unit/Flat	\$558,000	25 Mar 2025
 1/5 Glencairn Av Camberwell	2	House	\$981,000	22 Mar 2025
 10 Outlook Dr Camberwell	3	House	\$2,038,000	22 Mar 2025

Sold Properties~

Address	Bedrooms	Type	Price	Sold
 4 Kasouka Rd Camberwell	4	House	\$4,150,000	22 Mar 2025
 18a Merton St Camberwell	3	House	\$1,640,000	22 Mar 2025
 506/1101 Toorak Rd CAMBERWELL	2	Apartment	\$515,000	21 Mar 2025
 204/50 Seymour Gr Camberwell	2	Apartment	\$820,000	20 Mar 2025
 64 Ellsworth Cr Camberwell	3	House	\$1,325,000	20 Mar 2025
 4/1021 Toorak Rd Camberwell	2	Unit	\$625,000	20 Mar 2025
 10 Hazel St Camberwell	3	House	\$2,650,000	15 Mar 2025
 9 St Johns Av Camberwell	5	House	\$3,316,000	15 Mar 2025
 13 Granville St Camberwell	4	House	\$2,480,000	15 Mar 2025
 2/27 High Rd Camberwell	2	Apartment	\$785,000	15 Mar 2025
 1/1 Kingsley St Camberwell	2	Unit	\$1,004,000	15 Mar 2025
 4/576 Riversdale Rd Camberwell	2	Apartment	\$672,000	14 Mar 2025

Sold Properties~

Address	Bedrooms	Type	Price	Sold
 8/1 Bellett St Camberwell	2	Apartment	\$620,000	13 Mar 2025
 2/596 Riversdale Rd Camberwell	2	Apartment	\$620,000	12 Mar 2025
 14/596 Riversdale Rd Camberwell	2	Apartment	\$568,000	07 Mar 2025
 457 Camberwell Rd CAMBERWELL	3	House	\$2,125,000	01 Mar 2025
 635 Burke Rd Camberwell	4	House	\$2,575,000	01 Mar 2025
 9 Callanish Rd Camberwell	4	House	\$3,475,000	01 Mar 2025
 3/911 Toorak Rd Camberwell	4	Townhouse	\$1,956,000	01 Mar 2025
 70 Lynden St Camberwell	5	House	\$2,590,000	01 Mar 2025
 3/211 Highfield Rd Camberwell	4	Townhouse	\$1,470,000	01 Mar 2025
 3/1 Webster St Camberwell	3	House	\$1,280,000	01 Mar 2025
 8/3 St Johns Av Camberwell	2	Apartment	\$587,000	28 Feb 2025
 106/565 Camberwell Rd Camberwell	1	Unit	\$345,000	27 Feb 2025



Hawthorn Office
Level 4, 248 Burwood Road, Hawthorn
03 9810 5000

jelliscraig.com.au

Data is current as of PDF generation date 01/05/2025

* Updated Quarterly for the past 12 months

^ Updated daily for the past quarter

~ Updated daily: 33 recent results.

This publication contains data, analytics, statistics and other information supplied by PROPERTYDATAONLINE PTY LTD (PropertyData). The data provided in this publication is of a general nature and should not be construed as specific advice or relied upon in lieu of appropriate professional advice.

PropertyData relies upon data supplied by third parties and while the data is checked and reviewed, PropertyData does not warrant the accuracy or completeness of the information to the full extent permitted by the law and excludes all loss or damage howsoever arising (including through negligence) in connection with the data supplied by PropertyData. The State of Victoria owns the copyright in the Property Sales Data and reproduction of that data in any way without the consent of the State of Victoria will constitute a breach of the Copyright Act 1968 (cth). The State of Victoria does not warrant the accuracy or completeness of the Property Sales Data and any person using or relying upon such information does so on the basis that the State of Victoria accepts no responsibility or liability whatsoever for any errors, faults, defects or omissions in the information supplied.