

JellisCraig

CAMPBELLS CREEK

Suburb Report

Know your neighbourhood.



CAMPBELLS CREEK SUBURB REPORT

Median House Price*

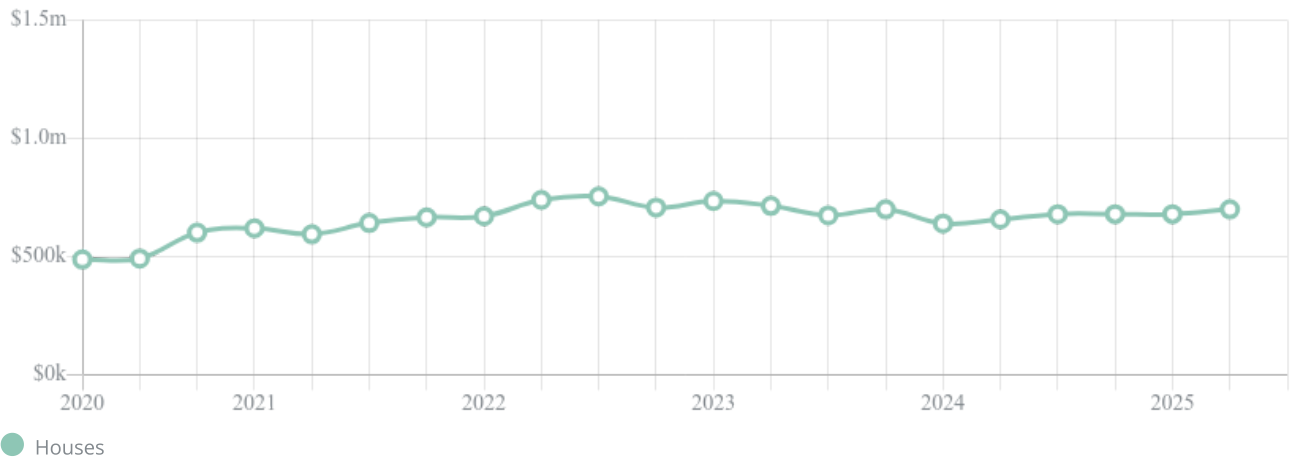
Median

\$700k

Quarterly Price Change

2.94% ↑

Quarterly Price Change*



Median House Sale Price*



CAMPBELLS CREEK SUBURB REPORT

Sale Method^{*}

● Private 100%

Median Days on Market[^]

77 days

Average Hold Period^{*}

5.5 years

Dwelling Type[^]

● Houses 98% ● Units 2%

Ownership[^]

● Owned Outright 42% ● Mortgaged 48% ● Rented 10%

Population[^]

2,071

Median Asking Rent per week^{*}

\$500

Population Growth[^]

15.96%

Rental Yield^{*}

3.83%

Median Age[^]











44 years

Median Household Size[^]











2.5 people

CAMPBELLS CREEK SUBURB REPORT











Discover a snapshot of the most recent results for this suburb, to view the full 12 months of sales history, please go to jellisraig.com.au/suburbinsights

Address	Bedrooms	Type	Price	Sold
 11 Donkey Gully Rd Campbells Creek	3	House	\$690,000	08 Aug 2025
 101 Main Rd Campbells Creek	2	House	\$690,000	05 Aug 2025
 11 Banksia Ct Campbells Creek	0	Land	\$249,000	01 Aug 2025
 17 Chapel St Campbells Creek	3	House	\$620,000	18 Jul 2025
 4 Cherry Av Campbells Creek	4	House	\$640,000	18 Jul 2025
 12 Shilney Ct Campbells Creek	4	House	\$665,000	04 Jul 2025
 34 Penhallurick St Campbells Creek	3	House	\$990,000	19 Jun 2025
 16 Honeycomb Rd Campbells Creek	3	House	\$700,000	06 Jun 2025
 4 Hillside Ct Campbells Creek	2	House	\$730,000	05 Jun 2025
 7 Ajax La Campbells Creek	2	House	\$860,000	04 Jun 2025

CAMPBELLS CREEK SUBURB REPORT

Address	Bedrooms	Type	Price	Sold
 9 Sheoak Ct Campbells Creek	4	House	\$840,000	29 May 2025
 4 Gurruk Av Campbells Creek	3	House	\$675,000	28 May 2025
 1 Miller Rise Campbells Creek	4	House	\$885,000	08 May 2025
 4 Shilney Ct Campbells Creek	4	House	\$600,000	01 Apr 2025
 36 Brigade Av Campbells Creek	2	House	\$650,000	26 Mar 2025
 68 Main Rd Campbells Creek	3	House	\$507,000	21 Mar 2025
 134 Main Rd Campbells Creek	2	House	\$250,000	20 Mar 2025
 71b Moscript St Campbells Creek	4	House	\$843,000	20 Mar 2025
 11a Tingay Dr Campbells Creek	4	House	\$1,395,000	13 Mar 2025
 15a Chapel St Campbells Creek	2	House	\$555,000	04 Mar 2025

CAMPBELLS CREEK SUBURB REPORT

Address	Bedrooms	Type	Price	Sold
 9 Penhallurick St Campbells Creek	3	House	\$1,035,000	03 Mar 2025
 3 Lemon St Campbells Creek	3	House	\$818,000	27 Feb 2025
 1 Cooper Ct Campbells Creek	4	House	\$750,000	26 Feb 2025
 10b Moscript St Campbells Creek	2	House	\$376,000	25 Feb 2025
 14 Cherry Av Campbells Creek	4	House	\$780,000	04 Feb 2025
 1/79 Main Rd Campbells Creek	3	House	\$700,000	03 Feb 2025
 56 Main Rd Campbells Creek	3	House	\$610,000	03 Jan 2025
 9 Shilney Ct Campbells Creek	3	House	\$680,000	30 Dec 2024
 40 Diamond Gully Rd CAMPBELLS CREEK	1	House	\$570,000	20 Dec 2024
 51 Diamond Gully Rd Campbells Creek	0	Land	\$210,000	06 Dec 2024



Castlemaine Office
164 Barker Street, Castlemaine
03 5472 1155

jellisrcraig.com.au

Data is current as of PDF generation date 10/08/2025

* Updated Quarterly for the past 12 months

^ Updated daily for the past quarter

~ Updated daily: 33 recent results.

This publication contains data, analytics, statistics and other information supplied by PROPERTYDATAONLINE PTY LTD (PropertyData). The data provided in this publication is of a general nature and should not be construed as specific advice or relied upon in lieu of appropriate professional advice.

PropertyData relies upon data supplied by third parties and while the data is checked and reviewed, PropertyData does not warrant the accuracy or completeness of the information to the full extent permitted by the law and excludes all loss or damage howsoever arising (including through negligence) in connection with the data supplied by PropertyData. The State of Victoria owns the copyright in the Property Sales Data and reproduction of that data in any way without the consent of the State of Victoria will constitute a breach of the Copyright Act 1968 (cth). The State of Victoria does not warrant the accuracy or completeness of the Property Sales Data and any person using or relying upon such information does so on the basis that the State of Victoria accepts no responsibility or liability whatsoever for any errors, faults, defects or omissions in the information supplied.