

Suburb Report

Know your neighbourhood.



Property Prices

Median House Price*

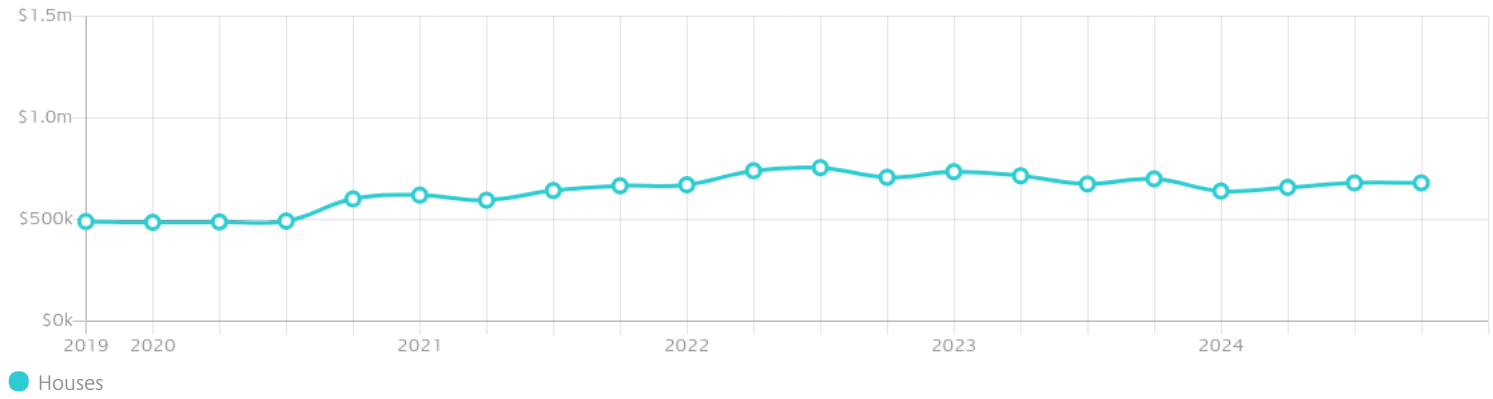
Median

\$680k

Quarterly Price Change

0.00% ↓

Quarterly Price Change*



Surrounding Suburbs

Median House Sale Price*



Sales Snapshot

Sale Method^{*}



● Private 100%

Median Days on Market[^]

169 days

Average Hold Period^{*}

5.5 years

Insights

Dwelling Type[^]



● Houses 98% ● Units 2%

Ownership[^]



● Owned Outright 42% ● Mortgaged 48% ● Rented 10%

Population[^]

2,071

Median Asking Rent per week^{*}

\$500

Population Growth[^]

15.96%

Rental Yield^{*}

3.83%

Median Age[^]













44 years

Median Household Size[^]













2.5 people

Sold Properties~













Discover a snapshot of the most recent results for this suburb, to view the full 12 months of sales history, please go to jellisraig.com.au/suburbinsights

Address	Bedrooms	Type	Price	Sold
 9 Shilney Ct Campbells Creek	3	House	\$680,000	30 Dec 2024
 40 Diamond Gully Rd CAMPBELLS CREEK	1	House	\$570,000	20 Dec 2024
 51 Diamond Gully Rd Campbells Creek	0	Land	\$210,000	06 Dec 2024
 1D Roalies Pl Campbells Creek	3	House	\$665,000	03 Dec 2024
 23 Moscript St Campbells Creek	2	House	\$650,000	02 Dec 2024
 12 Sheoak Ct Campbells Creek	4	House	\$705,000	25 Nov 2024
 69 Princess St Campbells Creek	5	House	\$809,770	18 Nov 2024
 60 Moscript St Campbells Creek	4	House	\$875,000	28 Oct 2024
 50 Stephen St Campbells Creek	4	House	\$750,000	01 Oct 2024
 16 Sheoak Ct Campbells Creek	4	House	\$695,000	24 Sep 2024
 44 Brigade Av Campbells Creek	3	House	\$835,000	20 Sep 2024
 57 Diamond Gully Rd Campbells Creek	4	House	\$680,000	05 Aug 2024

Sold Properties~

Address	Bedrooms	Type	Price	Sold
 39 Moscript St Campbells Creek	2	House	\$632,000	05 Aug 2024
 16 Fenton Av Campbells Creek	4	House	\$700,000	01 Aug 2024
 4 Yulawil Av Campbells Creek	3	House	\$680,000	31 Jul 2024
 1 Donkey Gully Rd Campbells Creek	3	House	\$660,000	26 Jul 2024
 2 Sheoak Ct Campbells Creek	4	House	\$760,000	19 Jul 2024
 1 Flower Ct Campbells Creek	4	House	\$710,000	26 Jun 2024
 10 Catherine Ct Campbells Creek	3	House	\$850,000	25 Jun 2024
 42 Elizabeth St Campbells Creek	2	House	\$675,000	13 Jun 2024
 1 Dinnys La Campbells Creek	3	House	\$615,000	07 Jun 2024
 99 Main Rd Campbells Creek	3	House	\$585,000	22 May 2024
 22 Moscript St Campbells Creek	4	House	\$595,000	21 May 2024
 60 Stephen St Campbells Creek	3	House	\$640,000	21 May 2024

Sold Properties~

Address	Bedrooms	Type	Price	Sold
 5 Roalties Pl Campbells Creek	3	House	\$880,000	10 May 2024
 173 Main Rd Campbells Creek	3	House	\$630,000	03 May 2024
 202 Ranters Gully Rd Campbells Creek	5	House	\$1,495,000	26 Apr 2024
 76 Main Rd Campbells Creek	3	House	\$640,000	22 Apr 2024
 6 Moscript St Campbells Creek	4	House	\$750,000	20 Apr 2024
 19 Moscript St Campbells Creek	3	House	\$641,000	10 Apr 2024
 4 Myrtle St Campbells Creek	3	House	\$690,000	08 Apr 2024
 83 Main Rd CAMPBELLS CREEK	3	House	\$552,500	04 Apr 2024
 103 Main Rd Campbells Creek	3	House	\$615,000	28 Mar 2024
 16 Eleanor Dr Campbells Creek	3	House	\$575,000	28 Mar 2024
 72 Moscript St Campbells Creek	5	House	\$1,200,000	15 Mar 2024
 18 Stephen St Campbells Creek	3	House	\$1,305,000	05 Mar 2024

Jellis Craig

Castlemaine Office
164 Barker Street, Castlemaine
03 5472 1155

jelliscraig.com.au

Data is current as of PDF generation date 20/01/2025

* Updated Quarterly for the past 12 months

^ Updated daily for the past quarter

~ Updated daily: 33 recent results.

This publication contains data, analytics, statistics and other information supplied by PROPERTYDATAONLINE PTY LTD (PropertyData). The data provided in this publication is of a general nature and should not be construed as specific advice or relied upon in lieu of appropriate professional advice.

PropertyData relies upon data supplied by third parties and while the data is checked and reviewed, PropertyData does not warrant the accuracy or completeness of the information to the full extent permitted by the law and excludes all loss or damage howsoever arising (including through negligence) in connection with the data supplied by PropertyData. The State of Victoria owns the copyright in the Property Sales Data and reproduction of that data in any way without the consent of the State of Victoria will constitute a breach of the Copyright Act 1968 (cth). The State of Victoria does not warrant the accuracy or completeness of the Property Sales Data and any person using or relying upon such information does so on the basis that the State of Victoria accepts no responsibility or liability whatsoever for any errors, faults, defects or omissions in the information supplied.