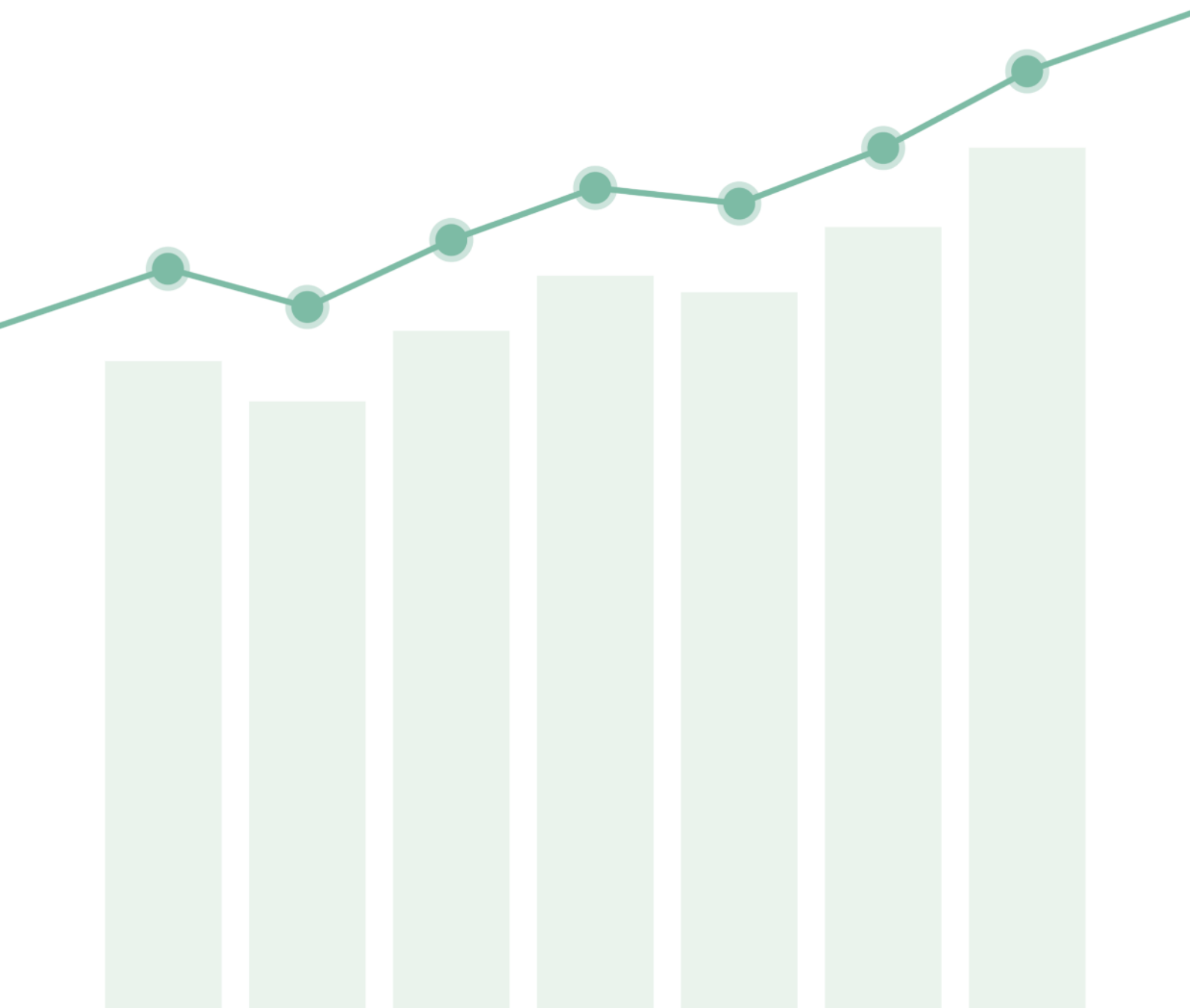


# JellisCraig

CAMPBELLS CREEK

# Suburb Report

Know your neighbourhood.



CAMPBELLS CREEK SUBURB REPORT

Median House Price\*

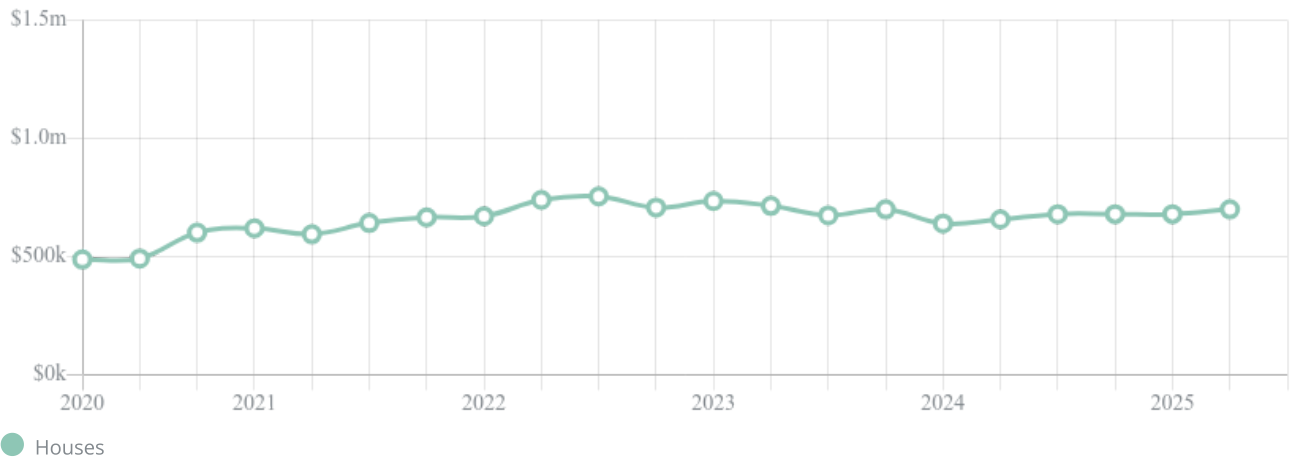
Median

\$700k

Quarterly Price Change

2.94% ↑

Quarterly Price Change\*



## Median House Sale Price<sup>\*</sup>



## CAMPBELLS CREEK SUBURB REPORT

Sale Method<sup>\*</sup>

● Private 100%

Median Days on Market<sup>^</sup>

97 days

Average Hold Period<sup>\*</sup>

5.5 years

Dwelling Type<sup>^</sup>

● Houses 98% ● Units 2%

Ownership<sup>^</sup>

● Owned Outright 42% ● Mortgaged 48% ● Rented 10%

Population<sup>^</sup>

2,071

Median Asking Rent per week<sup>\*</sup>

\$500

Population Growth<sup>^</sup>

15.96%

Rental Yield<sup>\*</sup>

3.83%

Median Age<sup>^</sup>











44 years

Median Household Size<sup>^</sup>











2.5 people

## CAMPBELLS CREEK SUBURB REPORT











Discover a snapshot of the most recent results for this suburb, to view the full 12 months of sales history, please go to [jellisicraig.com.au/suburbinsights](http://jellisicraig.com.au/suburbinsights)

Address	Bedrooms	Type	Price	Sold
 2/9 Moscript St Campbells Creek	2	House	\$490,000	30 Sep 2025
 14a Chapel St Campbells Creek	3	House	\$695,000	29 Sep 2025
 39 Midland Hwy Campbells Creek	3	House	\$650,000	24 Sep 2025
 140 Main Rd Campbells Creek	3	House	\$500,000	22 Sep 2025
 19 Elizabeth St Campbells Creek	4	House	\$1,030,000	19 Sep 2025
 43 Main Rd Campbells Creek	2	House	\$620,000	18 Sep 2025
 7 Kateesha Ct Campbells Creek	4	House	\$694,000	16 Sep 2025
 2 Chapel St Campbells Creek	3	House	\$585,000	09 Sep 2025
 8 Roalties Pl Campbells Creek	4	House	\$755,000	03 Sep 2025
 38 Brigade Av Campbells Creek	0	Land	\$203,500	01 Sep 2025

## CAMPBELLS CREEK SUBURB REPORT

Address	Bedrooms	Type	Price	Sold
 2 Stephen St Campbells Creek	2	House	\$557,000	29 Aug 2025
 32 Moscript St Campbells Creek	4	House	\$620,000	13 Aug 2025
 19 Webbs Rd Campbells Creek	4	House	\$850,000	12 Aug 2025
 11 Donkey Gully Rd Campbells Creek	3	House	\$690,000	08 Aug 2025
 101 Main Rd Campbells Creek	2	House	\$690,000	05 Aug 2025
 11 Banksia Ct Campbells Creek	0	Land	\$249,000	01 Aug 2025
 17 Chapel St Campbells Creek	3	House	\$620,000	18 Jul 2025
 4 Cherry Av Campbells Creek	4	House	\$640,000	18 Jul 2025
 12 Shilney Ct Campbells Creek	4	House	\$665,000	04 Jul 2025
 24 Stephen St Campbells Creek	1	House	\$539,000	30 Jun 2025

## CAMPBELLS CREEK SUBURB REPORT

Address	Bedrooms	Type	Price	Sold
 5 Moscript St CAMPBELLS CREEK	5	House	\$900,000	23 Jun 2025
 34 Penhallurick St Campbells Creek	3	House	\$990,000	19 Jun 2025
 16 Honeycomb Rd Campbells Creek	3	House	\$700,000	06 Jun 2025
 4 Hillside Ct Campbells Creek	2	House	\$730,000	05 Jun 2025
 7 Ajax La Campbells Creek	2	House	\$860,000	04 Jun 2025
 9 Sheoak Ct Campbells Creek	4	House	\$840,000	29 May 2025
 4 Gurruk Av Campbells Creek	3	House	\$675,000	28 May 2025
 1 Miller Rise Campbells Creek	4	House	\$885,000	08 May 2025
 4 Shilney Ct Campbells Creek	4	House	\$600,000	01 Apr 2025
 36 Brigade Av Campbells Creek	2	House	\$650,000	26 Mar 2025



Castlemaine Office  
164 Barker Street, Castlemaine  
03 5472 1155

[jellisrcraig.com.au](http://jellisrcraig.com.au)

Data is current as of PDF generation date 01/10/2025

\* Updated Quarterly for the past 12 months

^ Updated daily for the past quarter

~ Updated daily: 33 recent results.

This publication contains data, analytics, statistics and other information supplied by PROPERTYDATAONLINE PTY LTD (PropertyData). The data provided in this publication is of a general nature and should not be construed as specific advice or relied upon in lieu of appropriate professional advice.

PropertyData relies upon data supplied by third parties and while the data is checked and reviewed, PropertyData does not warrant the accuracy or completeness of the information to the full extent permitted by the law and excludes all loss or damage howsoever arising (including through negligence) in connection with the data supplied by PropertyData. The State of Victoria owns the copyright in the Property Sales Data and reproduction of that data in any way without the consent of the State of Victoria will constitute a breach of the Copyright Act 1968 (cth). The State of Victoria does not warrant the accuracy or completeness of the Property Sales Data and any person using or relying upon such information does so on the basis that the State of Victoria accepts no responsibility or liability whatsoever for any errors, faults, defects or omissions in the information supplied.