

Suburb **INSIGHTS**

3126
CANTERBURY



Data that shapes your suburb.

**Jellis
Craig**

Property Prices

Median House Price*

Median

\$3.25m

Quarterly Price Change

-0.83% ↓

Median Unit Price*

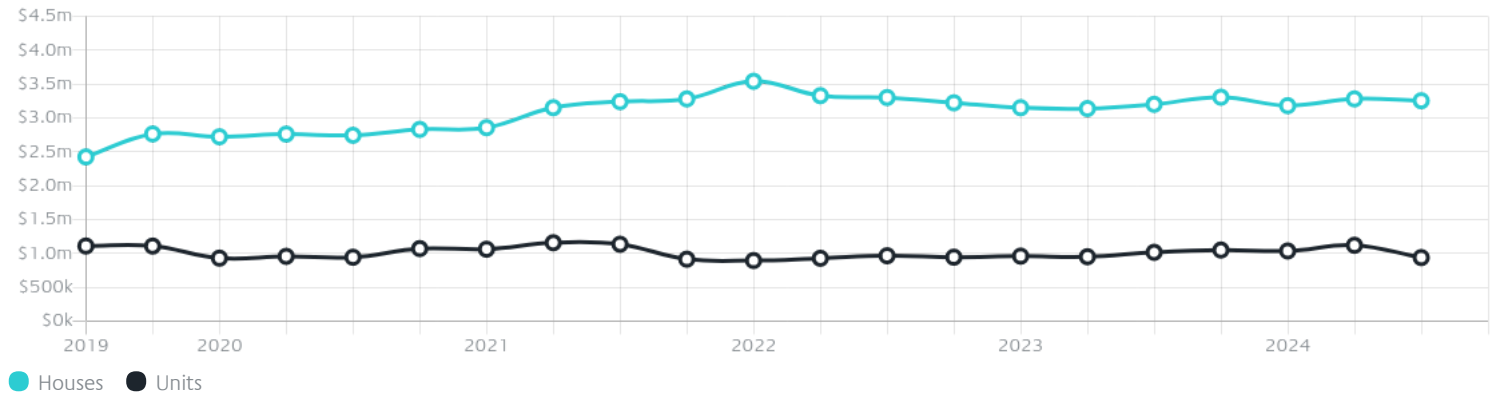
Median

\$938k

Quarterly Price Change

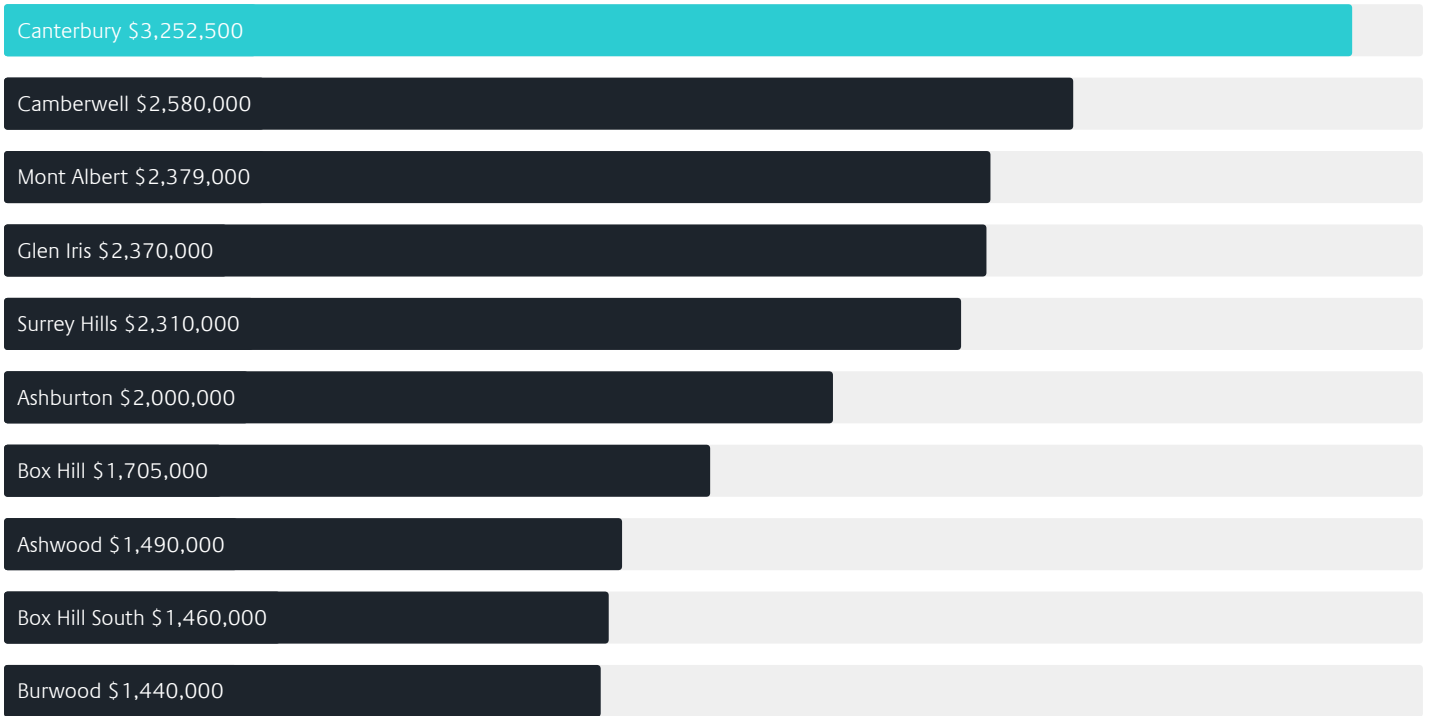
-16.25% ↓

Quarterly Price Change*

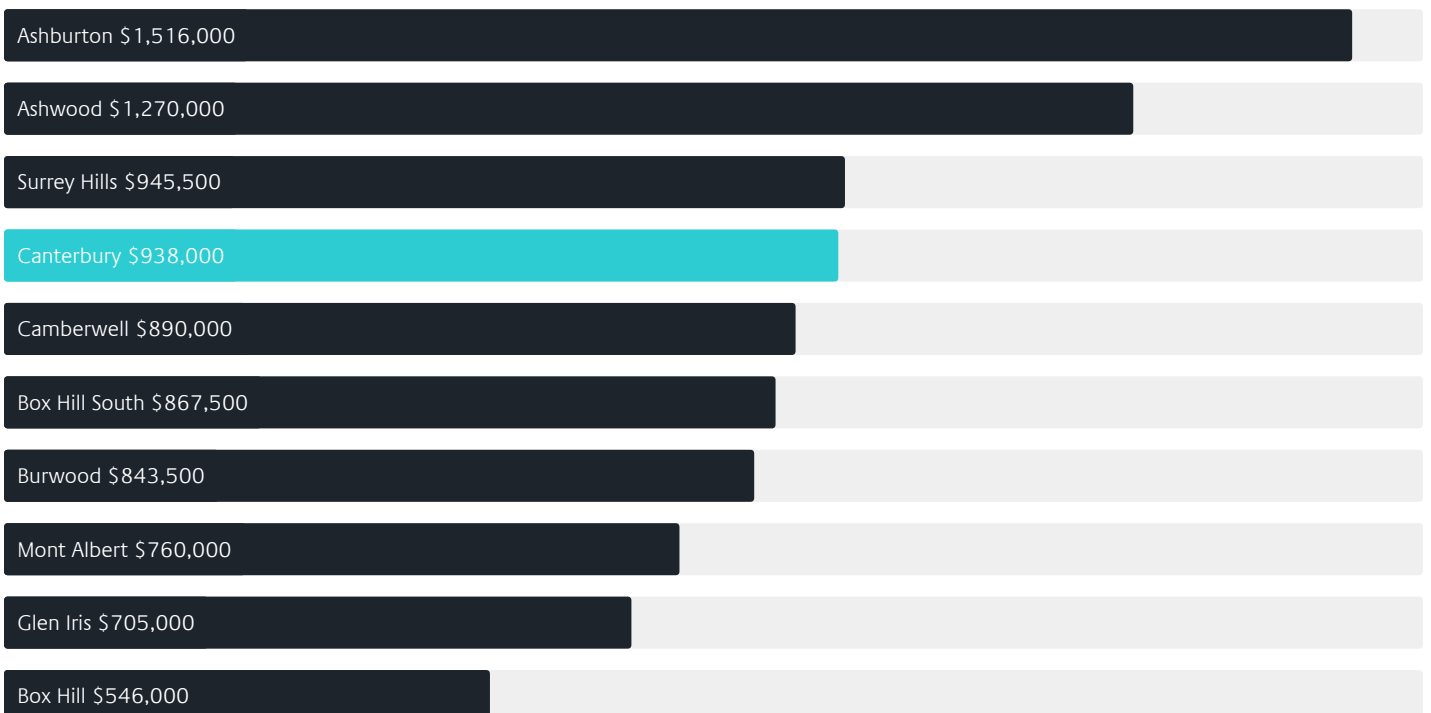


Surrounding Suburbs

Median House Sale Price*



Median Unit Sale Price*



Sales Snapshot

Sale Method*



● Auction 100%

Auction Clearance Rate*

66%

Median Days on Market[^]

28 days

Average Hold Period*

8.7 years

Insights

Dwelling Type[^]



● Houses 65% ● Units 35%

Ownership[^]



● Owned Outright 52% ● Mortgaged 33% ● Rented 16%

Population[^]

7,800

Median Asking Rent per week*

\$1,000

Population Growth[^]

-3.18%

Rental Yield*

1.6%

Median Age[^]













46 years

Median Household Size[^]













2.7 people

Sold Properties~













Discover a snapshot of the most recent results for this suburb, to view the full 12 months of sales history, please go to jellisraig.com.au/suburbinsights

Address	Bedrooms	Type	Price	Sold
 5a Byron St CANTERBURY	3	House	\$2,608,888	30 Nov 2024
 49 Warburton Rd Canterbury	4	House	\$2,232,000	23 Nov 2024
 14 Margaret St Canterbury	5	House	\$2,860,000	17 Nov 2024
 226 Canterbury Rd Canterbury	3	House	\$2,088,000	28 Oct 2024
 66 Alexandra Av Canterbury	5	House	\$5,580,000	26 Oct 2024
 14 Church St Canterbury	4	House	\$2,280,000	26 Oct 2024
 3/44 Warburton Rd Canterbury	4	House	\$3,005,000	24 Oct 2024
 1/20 Dryden St Canterbury	2	Unit	\$1,000,000	19 Oct 2024
 87 Mont Albert Rd Canterbury	4	House	\$4,478,000	11 Oct 2024
 22 Hopetoun Av Canterbury	5	House	\$2,860,000	06 Oct 2024
 78 Wattle Valley Rd Canterbury	3	House	\$2,700,000	03 Oct 2024
 119 Prospect Hill Rd Canterbury	3	House	\$3,000,000	25 Sep 2024

Sold Properties~

Address	Bedrooms	Type	Price	Sold
 3 Moresby St Canterbury	5	House	\$3,960,000	23 Sep 2024
 1/77 Wattle Valley Rd Canterbury	2	Unit	\$1,110,000	21 Sep 2024
 2b Dryden St Canterbury	3	House	\$2,080,000	21 Sep 2024
 4/31 Faversham Rd Canterbury	2	Unit	\$820,000	21 Sep 2024
 8 Pin Oak Ct Canterbury	3	Townhouse	\$1,680,000	19 Sep 2024
 11 Compton St Canterbury	4	House	\$2,230,000	15 Sep 2024
 94 Wattle Valley Rd Canterbury	3	House	\$2,237,000	14 Sep 2024
 1/65 Wattle Valley Rd Canterbury	2	Unit	\$875,000	14 Sep 2024
 3/2a Wattle Valley Rd Canterbury	2	Unit	\$920,000	26 Aug 2024
 40 Maysia St Canterbury	3	House	\$2,171,000	24 Aug 2024
 4/157-159 Prospect Hill Rd Canterbury	2	Unit	\$2,725,000	24 Aug 2024
 10/894 Burke Rd Canterbury	2	Apartment	\$470,000	19 Aug 2024

Sold Properties~

Address	Bedrooms	Type	Price	Sold
 77 Highfield Rd Canterbury	5	House	\$4,120,000	16 Aug 2024
 185 Mont Albert Rd Canterbury	4	House	\$2,700,000	13 Aug 2024
 13 Parlington St Canterbury	4	House	\$5,550,000	13 Aug 2024
 1/188 Canterbury Rd Canterbury	3	Strata Unit/Flat	\$385,500	10 Aug 2024
 3/40 Chaucer Cr Canterbury	2	Unit	\$788,000	07 Aug 2024
 2/151 Prospect Hill Rd Canterbury	2	Unit	\$1,380,000	07 Aug 2024
 6/34 Rochester Rd CANTERBURY	2	Unit	\$1,203,000	03 Aug 2024
 1 Golding St Canterbury	4	House	\$2,924,800	02 Aug 2024
 103/59 Canterbury Rd Canterbury	2	Unit	\$829,000	31 Jul 2024
 2/64 Bryson St Canterbury	2	Unit	\$875,000	13 Jul 2024
 52 Wentworth Av CANTERBURY	5	House	\$9,288,888	12 Jul 2024
 4/12 Dudley Pde Canterbury	4	Townhouse	\$2,575,000	08 Jul 2024



Balwyn Office
244A Whitehorse Rd, Balwyn
03 9810 5000

jelliscraig.com.au

Data is current as of PDF generation date 01/12/2024

* Updated Quarterly for the past 12 months

^ Updated daily for the past quarter

~ Updated daily: 33 recent results.

This publication contains data, analytics, statistics and other information supplied by PROPERTYDATAONLINE PTY LTD (PropertyData). The data provided in this publication is of a general nature and should not be construed as specific advice or relied upon in lieu of appropriate professional advice.

PropertyData relies upon data supplied by third parties and while the data is checked and reviewed, PropertyData does not warrant the accuracy or completeness of the information to the full extent permitted by the law and excludes all loss or damage howsoever arising (including through negligence) in connection with the data supplied by PropertyData. The State of Victoria owns the copyright in the Property Sales Data and reproduction of that data in any way without the consent of the State of Victoria will constitute a breach of the Copyright Act 1968 (cth). The State of Victoria does not warrant the accuracy or completeness of the Property Sales Data and any person using or relying upon such information does so on the basis that the State of Victoria accepts no responsibility or liability whatsoever for any errors, faults, defects or omissions in the information supplied.