

# *Suburb Report*

Know your neighbourhood.



# Property Prices

## Median House Price\*

Median

**\$3.11m**

Quarterly Price Change

**-5.13% ↓**

## Median Unit Price\*

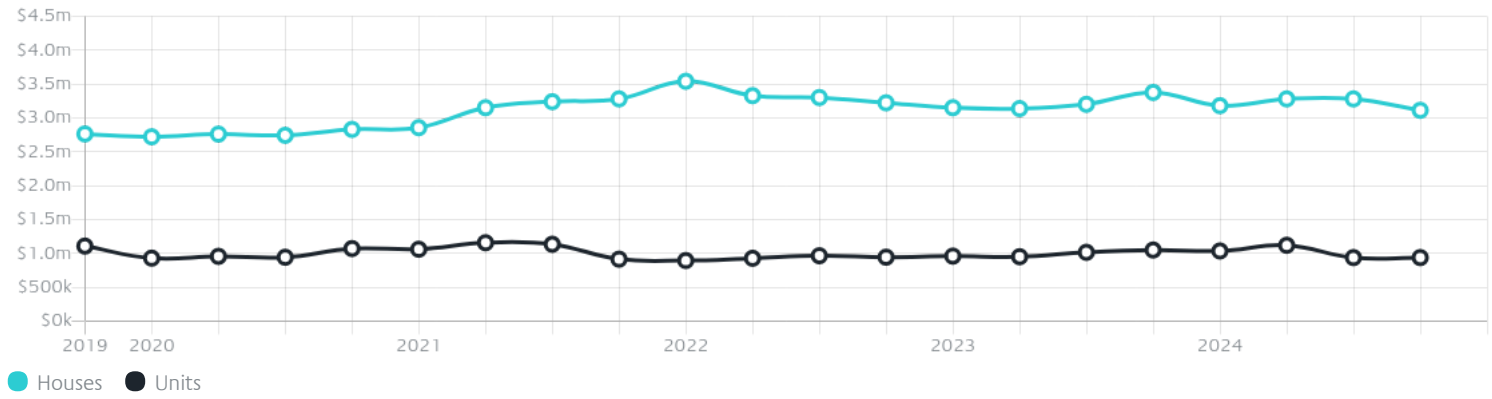
Median

**\$938k**

Quarterly Price Change

**0.00% ↓**

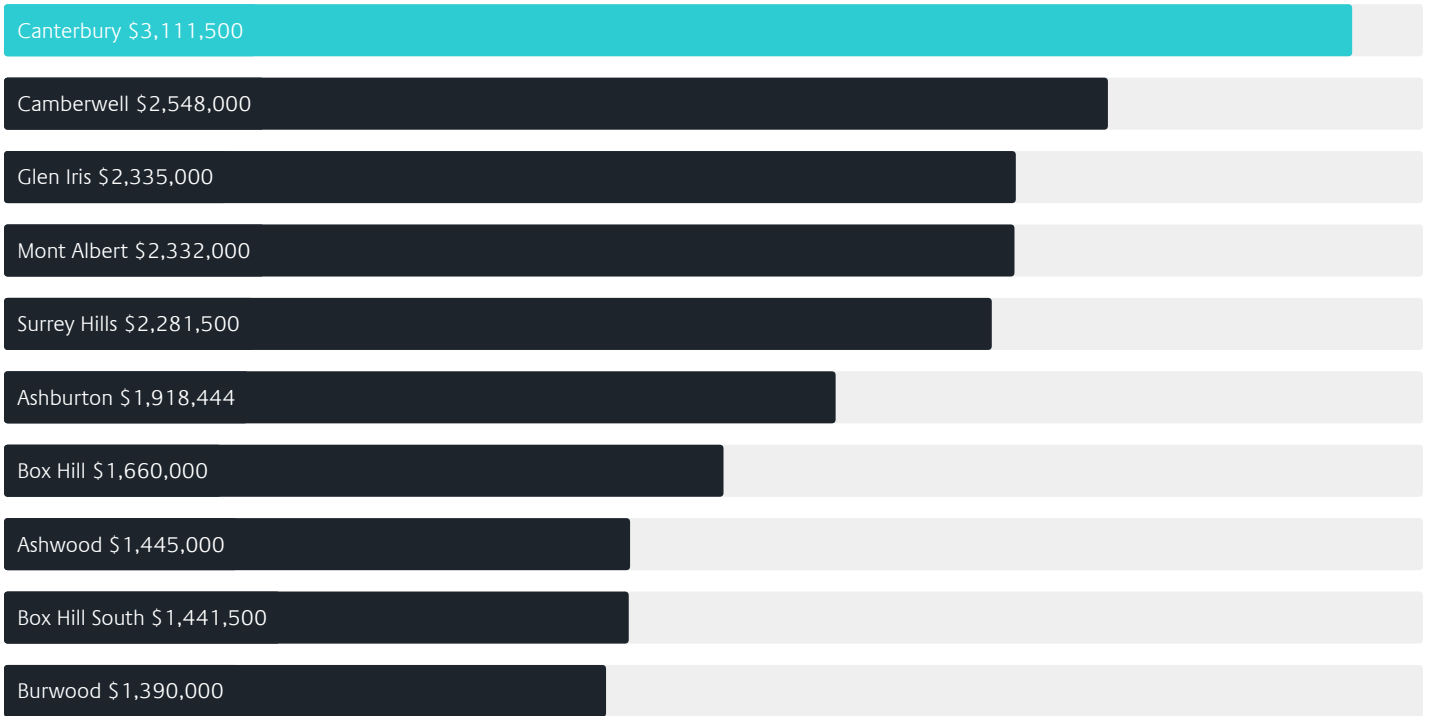
## Quarterly Price Change\*



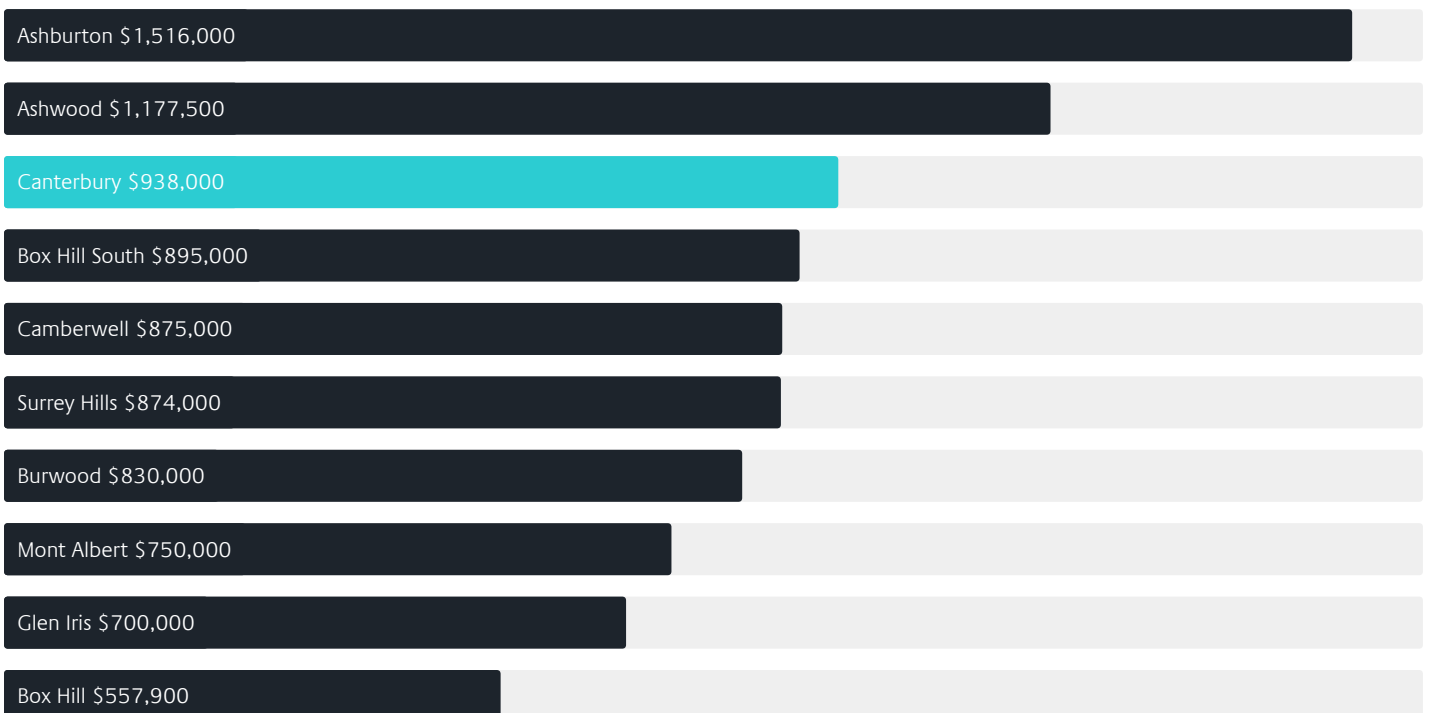
# Surrounding Suburbs

---

## Median House Sale Price\*



## Median Unit Sale Price\*



# Sales Snapshot

Sale Method\*



● Auction 81%  
● Private 19%

Auction Clearance Rate\*

73.08%

Median Days on Market^

32 days

Average Hold Period\*

8.7 years

## Insights

Dwelling Type^



● Houses 65% ● Units 35%

Ownership^



● Owned Outright 52% ● Mortgaged 33% ● Rented 16%

Population^

7,800

Median Asking Rent per week\*

\$1,125

Population Growth^

-3.18%

Rental Yield\*

1.6%

Median Age^













46 years

Median Household Size^

2.7 people













# Sold Properties~

Discover a snapshot of the most recent results for this suburb, to view the full 12 months of sales history, please go to [jellisraig.com.au/suburbinsights](https://jellisraig.com.au/suburbinsights)













Address	Bedrooms	Type	Price	Sold
 7 Highfield Rd Canterbury	4	House	\$2,450,000	17 Dec 2024
 4/124 Canterbury Rd Canterbury	2	Unit	\$855,000	14 Dec 2024
 33 Wattle Valley Rd CANTERBURY	5	House	\$4,900,000	12 Dec 2024
 7/15 Maling Rd Canterbury	2	Flat/Unit/Apartment	\$920,000	07 Dec 2024
 5a Byron St CANTERBURY	3	House	\$2,608,888	30 Nov 2024
 1 Parlington St Canterbury	4	House	\$2,890,000	30 Nov 2024
 49 Warburton Rd Canterbury	4	House	\$2,232,000	23 Nov 2024
 37 Myrtle Rd Canterbury	3	House	\$1,850,000	20 Nov 2024
 14 Margaret St Canterbury	5	House	\$2,860,000	17 Nov 2024
 1/20 Chaucer Cr Canterbury	2	Apartment	\$840,000	16 Nov 2024
 12 Willandra Av Canterbury	3	House	\$2,120,000	10 Nov 2024
 47 Mangarra Rd Canterbury	6	House	\$3,140,800	09 Nov 2024

CANTERBURY SUBURB REPORT

# Sold Properties~

Address	Bedrooms	Type	Price	Sold
 12 Logan St Canterbury	4	House	\$2,920,000	09 Nov 2024
 226 Canterbury Rd Canterbury	3	House	\$2,088,000	28 Oct 2024
 66 Alexandra Av Canterbury	5	House	\$5,580,000	26 Oct 2024
 12 Parlington St Canterbury	5	House	\$2,863,500	26 Oct 2024
 14 Church St Canterbury	4	House	\$2,280,000	26 Oct 2024
 9 Marden St Canterbury	4	House	\$4,000,000	24 Oct 2024
 3/44 Warburton Rd Canterbury	4	House	\$3,005,000	24 Oct 2024
 3 Carinda Rd Canterbury	4	House	\$4,175,000	20 Oct 2024
 1/20 Dryden St Canterbury	2	Unit	\$1,000,000	19 Oct 2024
 24 Monomeath Av Canterbury	4	House	\$7,700,000	17 Oct 2024
 72 Wattle Valley Rd Canterbury	4	House	\$3,600,888	12 Oct 2024
 87 Mont Albert Rd Canterbury	4	House	\$4,478,000	11 Oct 2024

# Sold Properties~

Address	Bedrooms	Type	Price	Sold
 1/172 Mont Albert Rd Canterbury	3	Unit	\$1,108,000	09 Oct 2024
 22 Hopetoun Av Canterbury	5	House	\$2,860,000	06 Oct 2024
 78 Wattle Valley Rd Canterbury	3	House	\$2,700,000	03 Oct 2024
 3 Grange Av Canterbury	5	House	\$9,700,000	02 Oct 2024
 119 Prospect Hill Rd Canterbury	3	House	\$3,000,000	25 Sep 2024
 1 Athol Pl Canterbury	5	House	\$3,250,000	23 Sep 2024
 3 Moresby St Canterbury	5	House	\$3,960,000	23 Sep 2024
 1/77 Wattle Valley Rd Canterbury	2	Unit	\$1,110,000	21 Sep 2024
 2b Dryden St Canterbury	3	House	\$2,080,000	21 Sep 2024
 4/31 Faversham Rd Canterbury	2	Unit	\$820,000	21 Sep 2024
 8 Pin Oak Ct Canterbury	3	Townhouse	\$1,680,000	19 Sep 2024
 11 Compton St Canterbury	4	House	\$2,230,000	15 Sep 2024



Balwyn Office  
244A Whitehorse Rd, Balwyn  
03 9810 5000

[jelliscraig.com.au](http://jelliscraig.com.au)

Data is current as of PDF generation date 01/02/2025

\* Updated Quarterly for the past 12 months

^ Updated daily for the past quarter

~ Updated daily: 33 recent results.

This publication contains data, analytics, statistics and other information supplied by PROPERTYDATAONLINE PTY LTD (PropertyData). The data provided in this publication is of a general nature and should not be construed as specific advice or relied upon in lieu of appropriate professional advice.

PropertyData relies upon data supplied by third parties and while the data is checked and reviewed, PropertyData does not warrant the accuracy or completeness of the information to the full extent permitted by the law and excludes all loss or damage howsoever arising (including through negligence) in connection with the data supplied by PropertyData. The State of Victoria owns the copyright in the Property Sales Data and reproduction of that data in any way without the consent of the State of Victoria will constitute a breach of the Copyright Act 1968 (cth). The State of Victoria does not warrant the accuracy or completeness of the Property Sales Data and any person using or relying upon such information does so on the basis that the State of Victoria accepts no responsibility or liability whatsoever for any errors, faults, defects or omissions in the information supplied.