

Suburb Report

Know your neighbourhood.



Property Prices

Median House Price*

Median

\$3.24m

Quarterly Price Change

4.16% ↑

Median Unit Price*

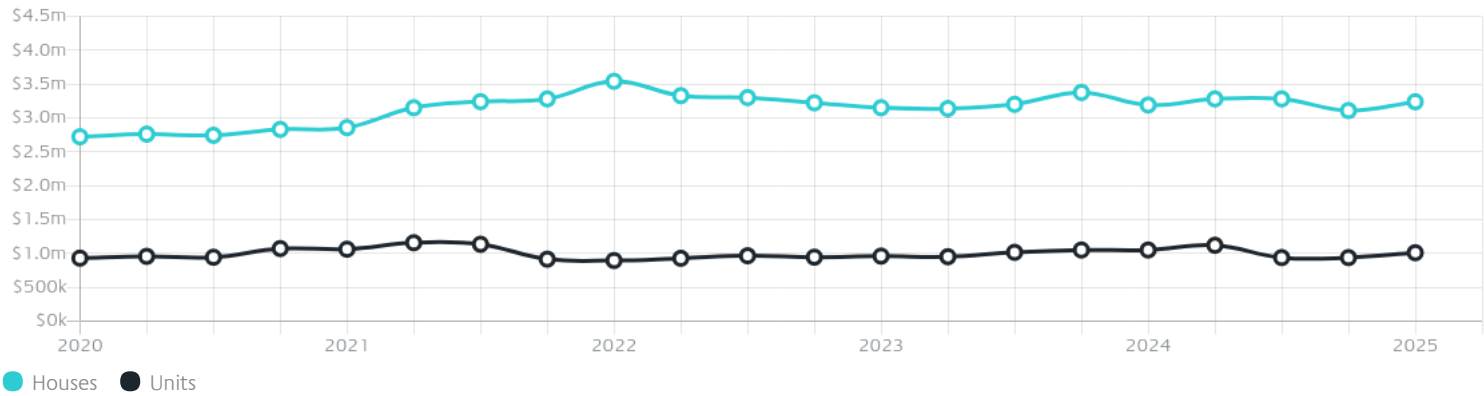
Median

\$1.01m

Quarterly Price Change

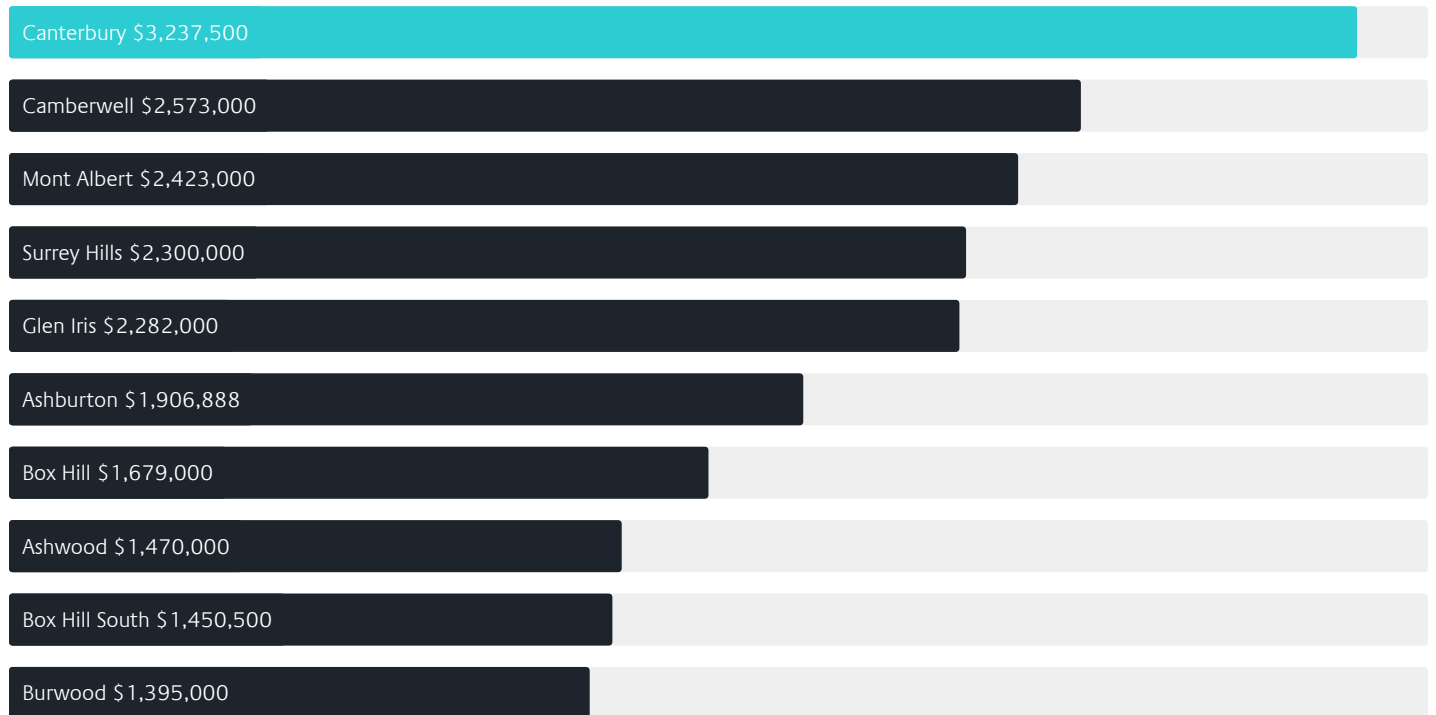
7.67% ↑

Quarterly Price Change*

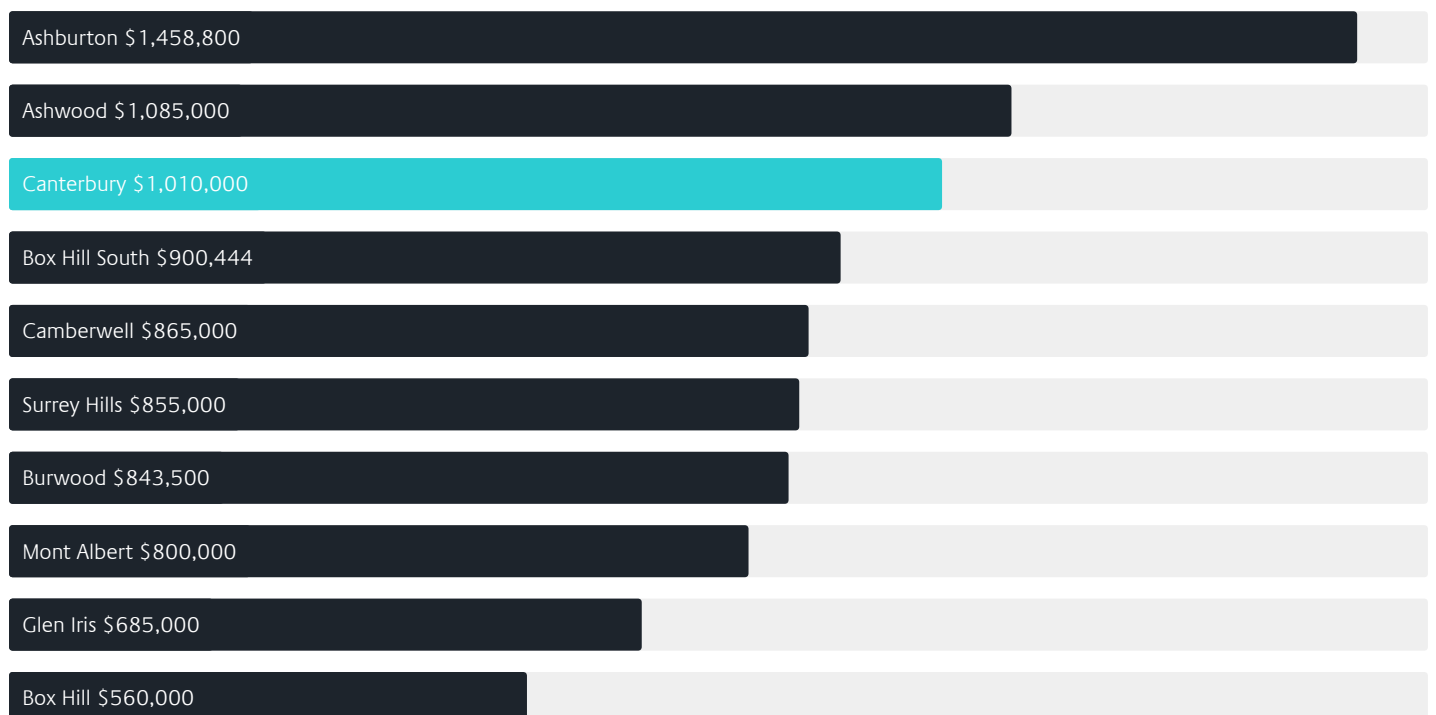


Surrounding Suburbs

Median House Sale Price*



Median Unit Sale Price*



Sales Snapshot

Sale Method*



● Auction 73%
● Private 27%

Auction Clearance Rate*

72.73%

Median Days on Market^

25 days

Average Hold Period*

8.7 years

Insights

Dwelling Type^



● Houses 65% ● Units 35%

Ownership^



● Owned Outright 52% ● Mortgaged 33% ● Rented 16%

Population^

7,800

Median Asking Rent per week*

\$1,190

Population Growth^

-3.18%

Rental Yield*

1.6%

Median Age^













46 years

Median Household Size^













2.7 people

Sold Properties~













Discover a snapshot of the most recent results for this suburb, to view the full 12 months of sales history, please go to jellisraig.com.au/suburbinsights

Address	Bedrooms	Type	Price	Sold
 27 Torrington St Canterbury	4	House	\$3,235,000	31 May 2025
 1 Logan St Canterbury	4	House	\$4,158,000	31 May 2025
 1/47 Wattle Valley Rd Canterbury	2	Unit	\$1,110,000	24 May 2025
 46 Maling Rd Canterbury	4	House	\$2,480,000	24 May 2025
 2/25 Matlock St Canterbury	2	Villa	\$1,196,000	24 May 2025
 1c Mangarra Rd Canterbury	5	Townhouse	\$1,770,000	22 May 2025
 2/28 Milton St Canterbury	2	Unit	\$756,600	09 May 2025
 1/22 Rochester Rd Canterbury	3	Flat/Unit/Apartment	\$1,512,500	25 Mar 2025
 5 Winson Green Rd CANTERBURY	5	House	\$7,000,000	20 Mar 2025
 14 Boronia St Canterbury	5	House	\$3,030,000	15 Mar 2025
 1/43 Faversham Rd CANTERBURY	3	Townhouse	\$2,325,000	15 Mar 2025
 3/41 Rochester Rd Canterbury	4	Townhouse	\$1,850,000	15 Mar 2025

Sold Properties~

Address	Bedrooms	Type	Price	Sold
 1/28 Faversham Rd Canterbury	3	Flat/Unit/Apartment	\$750,000	13 Mar 2025
 50 Wentworth Av Canterbury	5	House	\$6,075,000	01 Mar 2025
 10/67 Wattle Valley Rd Canterbury	2	Apartment	\$670,000	24 Feb 2025
 3/6 Avenue Athol Canterbury	1	Unit	\$678,000	22 Feb 2025
 898 Burke Rd Canterbury	3	House	\$1,980,000	20 Feb 2025
 30 Rubens Gr Canterbury	3	House	\$4,060,000	19 Feb 2025
 9 Church St Canterbury	3	House	\$1,865,000	18 Feb 2025
 17 Hassett Av Canterbury	5	House	\$3,610,000	15 Feb 2025
 174 Mont Albert Rd Canterbury	4	House	\$2,460,000	15 Feb 2025
 52 Hopetoun Av Canterbury	6	House	\$9,588,000	09 Feb 2025
 11 Monomeath Av Canterbury	5	House	\$14,280,000	06 Feb 2025
 105/85 Maling Rd Canterbury	2	Strata Unit/Flat	\$640,000	06 Feb 2025

Sold Properties~

Address	Bedrooms	Type	Price	Sold
 2/9 Highfield Rd Canterbury	2	Unit	\$1,020,000	22 Jan 2025
 9 Grange Av Canterbury	5	House	\$5,050,000	17 Jan 2025
 3/49 Canterbury Rd Canterbury	3	Townhouse	\$1,360,000	07 Jan 2025
 G2/85 Maling Rd Canterbury	1	Strata Unit/Flat	\$480,000	31 Dec 2024
 2/44 Warburton Rd Canterbury	4	House	\$2,900,000	18 Dec 2024
 7 Highfield Rd Canterbury	4	House	\$2,450,000	17 Dec 2024
 4/124 Canterbury Rd Canterbury	2	Unit	\$855,000	14 Dec 2024
 33 Wattle Valley Rd CANTERBURY	5	House	\$4,900,000	12 Dec 2024
 77 Mont Albert Rd Canterbury	4	House	\$3,300,000	08 Dec 2024
 7/15 Maling Rd Canterbury	2	Flat/Unit/Apartment	\$920,000	07 Dec 2024
 69 Mont Albert Rd Canterbury	6	House	\$11,850,000	06 Dec 2024
 18 Rubens Gr Canterbury	5	House	\$4,680,000	05 Dec 2024



Balwyn Office
244A Whitehorse Rd, Balwyn
03 9810 5000

jelliscraig.com.au

Data is current as of PDF generation date 01/06/2025

* Updated Quarterly for the past 12 months

^ Updated daily for the past quarter

~ Updated daily: 33 recent results.

This publication contains data, analytics, statistics and other information supplied by PROPERTYDATAONLINE PTY LTD (PropertyData). The data provided in this publication is of a general nature and should not be construed as specific advice or relied upon in lieu of appropriate professional advice.

PropertyData relies upon data supplied by third parties and while the data is checked and reviewed, PropertyData does not warrant the accuracy or completeness of the information to the full extent permitted by the law and excludes all loss or damage howsoever arising (including through negligence) in connection with the data supplied by PropertyData. The State of Victoria owns the copyright in the Property Sales Data and reproduction of that data in any way without the consent of the State of Victoria will constitute a breach of the Copyright Act 1968 (cth). The State of Victoria does not warrant the accuracy or completeness of the Property Sales Data and any person using or relying upon such information does so on the basis that the State of Victoria accepts no responsibility or liability whatsoever for any errors, faults, defects or omissions in the information supplied.