

JellisCraig

CANTERBURY

Suburb Report

Know your neighbourhood.



CANTERBURY SUBURB REPORT

Median House Price*

Median

\$3.40m

Quarterly Price Change

0.59% ↑

Median Unit Price*

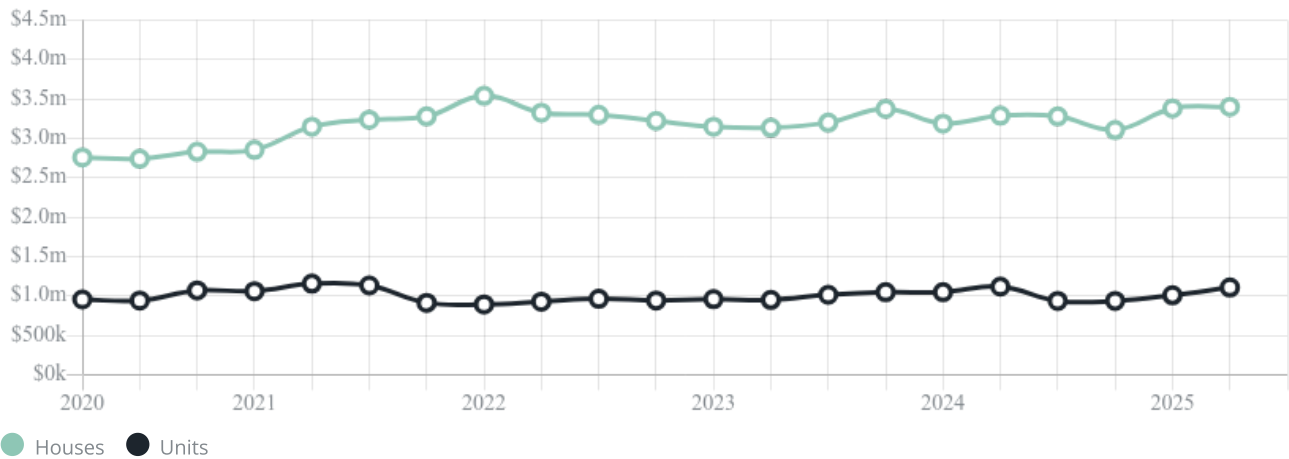
Median

\$1.11m

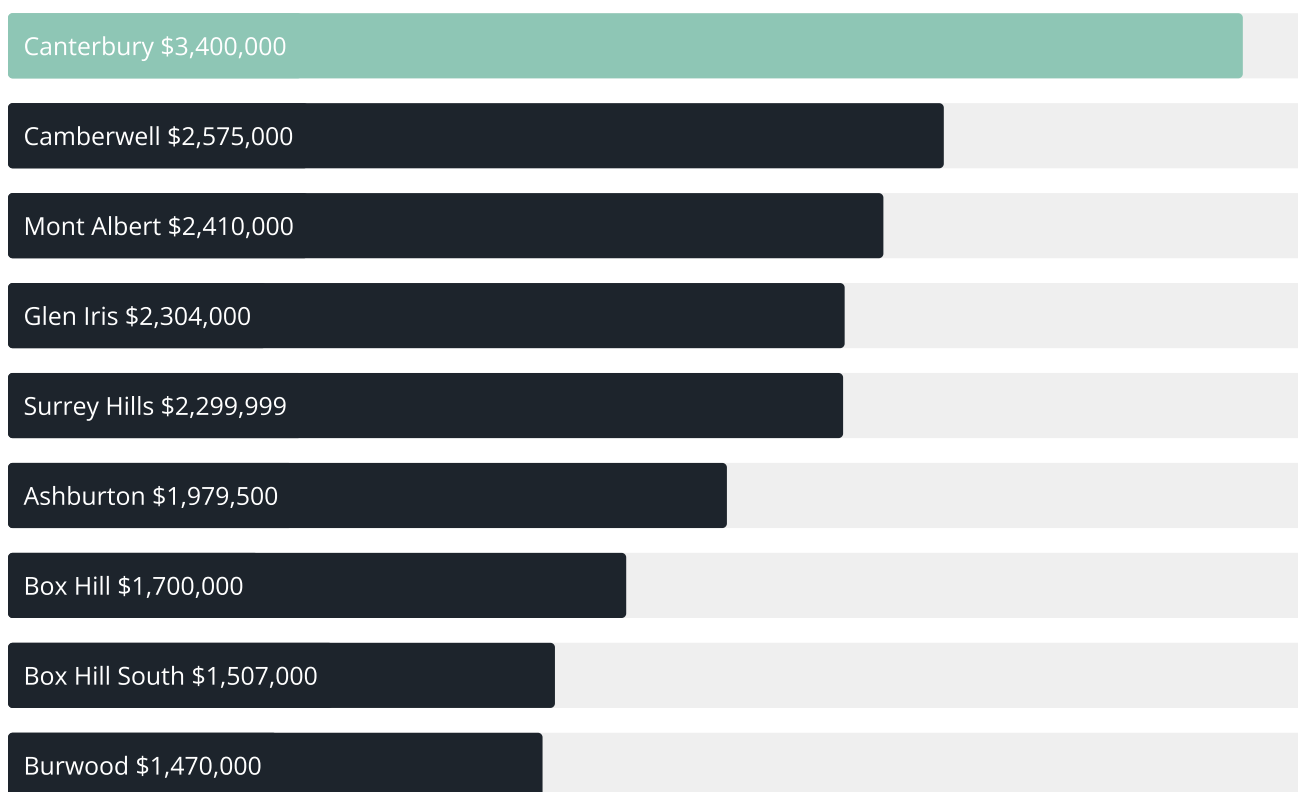
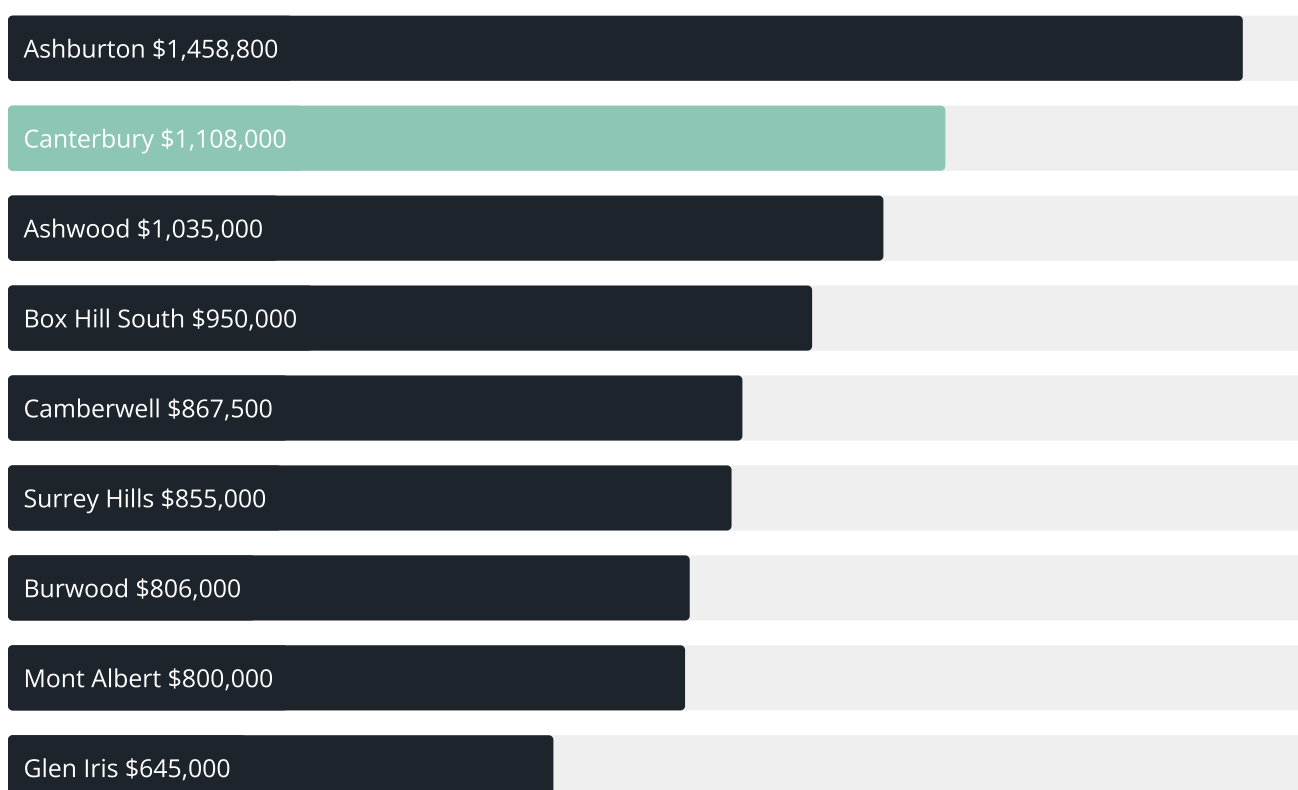
Quarterly Price Change

9.70% ↑

Quarterly Price Change*



CANTERBURY SUBURB REPORT

Median House Sale Price^{*}Median Unit Sale Price^{*}

CANTERBURY SUBURB REPORT

Sale Method*



● Auction 86%
● Private 14%

Auction Clearance Rate*

76%

Median Days on Market^

26 days

Average Hold Period*

8.7 years

Dwelling Type^



● Houses 65% ● Units 35%

Ownership^



● Owned Outright 52% ● Mortgaged 33% ● Rented 16%

Population^

7,800

Median Asking Rent per week*

\$1,190

Population Growth^

-3.18%

Rental Yield*

1.6%

Median Age^











46 years

Median Household Size^











2.7 people

CANTERBURY SUBURB REPORT











Discover a snapshot of the most recent results for this suburb, to view the full 12 months of sales history, please go to jellisraig.com.au/suburbinsights

Address	Bedrooms	Type	Price	Sold
 6 The Ridge Canterbury	4	House	\$5,810,000	20 Sep 2025
 6 Grange Av Canterbury	3	House	\$4,450,000	13 Sep 2025
 1/2 Dryden St Canterbury	2	Unit	\$849,000	06 Sep 2025
 21 View St Canterbury	5	House	\$3,855,000	06 Sep 2025
 20 Boronia St Canterbury	4	House	\$2,480,000	16 Aug 2025
 12/67 Wattle Valley Rd Canterbury	2	Unit	\$683,500	04 Aug 2025
 2/48 Warburton Rd Canterbury	4	Townhouse	\$1,795,000	29 Jul 2025
 10 McGregor St Canterbury	5	House	\$3,200,000	09 Jul 2025
 13/6 Balwyn Rd CANTERBURY	2	Apartment	\$960,000	05 Jul 2025
 2/25 Matlock St Canterbury	2	Flat/Unit/Apartment	\$1,170,000	03 Jul 2025

CANTERBURY SUBURB REPORT

Address	Bedrooms	Type	Price	Sold
 41 Highfield Rd Canterbury	4	House	\$3,240,000	28 Jun 2025
 7 Selwyn St Canterbury	4	House	\$3,700,000	28 Jun 2025
 4/36 Faversham Rd Canterbury	2	Strata Unit/Flat	\$1,020,000	23 Jun 2025
 16 Selwyn St Canterbury	3	House	\$2,571,000	21 Jun 2025
 1/47 Rochester Rd Canterbury	3	Townhouse	\$1,390,000	20 Jun 2025
 24 Alexandra Av CANTERBURY	5	House	\$4,550,000	14 Jun 2025
 15 Mont Albert Rd Canterbury	4	House	\$2,500,000	13 Jun 2025
 4/27 Chatham Rd CANTERBURY	2	Unit	\$1,030,000	11 Jun 2025
 31 Delany Cl Canterbury	2	Unit	\$870,000	11 Jun 2025
 4/22 Faversham Rd Canterbury	4	Townhouse	\$2,920,000	11 Jun 2025

CANTERBURY SUBURB REPORT

Address	Bedrooms	Type	Price	Sold
 1 Logan St Canterbury	4	House	\$4,158,000	31 May 2025
 27 Torrington St Canterbury	4	House	\$3,235,000	31 May 2025
 62 Wentworth Av Canterbury	4	House	\$3,388,000	30 May 2025
 1/11 Highfield Rd Canterbury	3	Unit	\$1,251,119	28 May 2025
 114 Prospect Hill Rd Canterbury	3	House	\$2,425,000	24 May 2025
 46 Maling Rd Canterbury	4	House	\$2,480,000	24 May 2025
 1/47 Wattle Valley Rd Canterbury	2	Unit	\$1,110,000	24 May 2025
 2/24 Rochester Rd Canterbury	3	Townhouse	\$1,300,000	24 May 2025
 1c Mangarra Rd Canterbury	5	Townhouse	\$1,770,000	22 May 2025
 20 Wentworth Av Canterbury	5	House	\$3,868,000	17 May 2025



Balwyn Office
244A Whitehorse Rd, Balwyn
03 9810 5000

jellisraig.com.au

Data is current as of PDF generation date 01/10/2025

* Updated Quarterly for the past 12 months

^ Updated daily for the past quarter

~ Updated daily: 33 recent results.

This publication contains data, analytics, statistics and other information supplied by PROPERTYDATAONLINE PTY LTD (PropertyData). The data provided in this publication is of a general nature and should not be construed as specific advice or relied upon in lieu of appropriate professional advice.

PropertyData relies upon data supplied by third parties and while the data is checked and reviewed, PropertyData does not warrant the accuracy or completeness of the information to the full extent permitted by the law and excludes all loss or damage howsoever arising (including through negligence) in connection with the data supplied by PropertyData. The State of Victoria owns the copyright in the Property Sales Data and reproduction of that data in any way without the consent of the State of Victoria will constitute a breach of the Copyright Act 1968 (cth). The State of Victoria does not warrant the accuracy or completeness of the Property Sales Data and any person using or relying upon such information does so on the basis that the State of Victoria accepts no responsibility or liability whatsoever for any errors, faults, defects or omissions in the information supplied.