

JellisCraig

CARLTON NORTH

Suburb Report

Know your neighbourhood.



CARLTON NORTH SUBURB REPORT

Median House Price*

Median

\$1.72m

Quarterly Price Change

2.84% ↑

Median Unit Price*

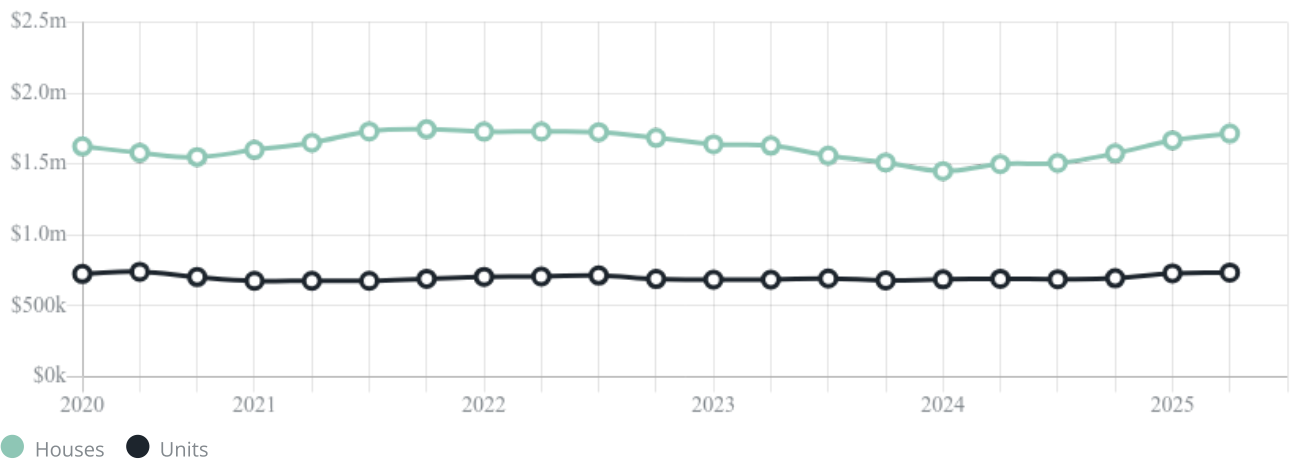
Median

\$735k

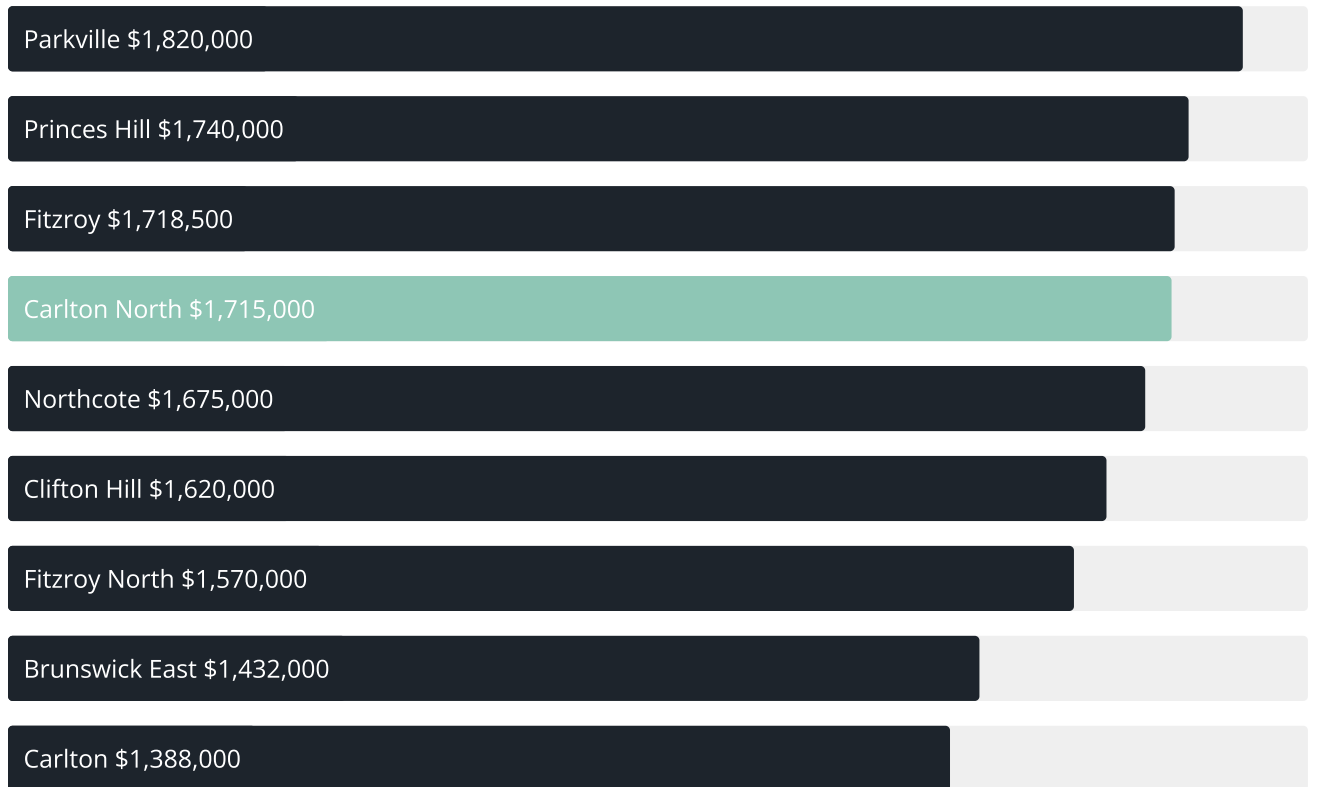
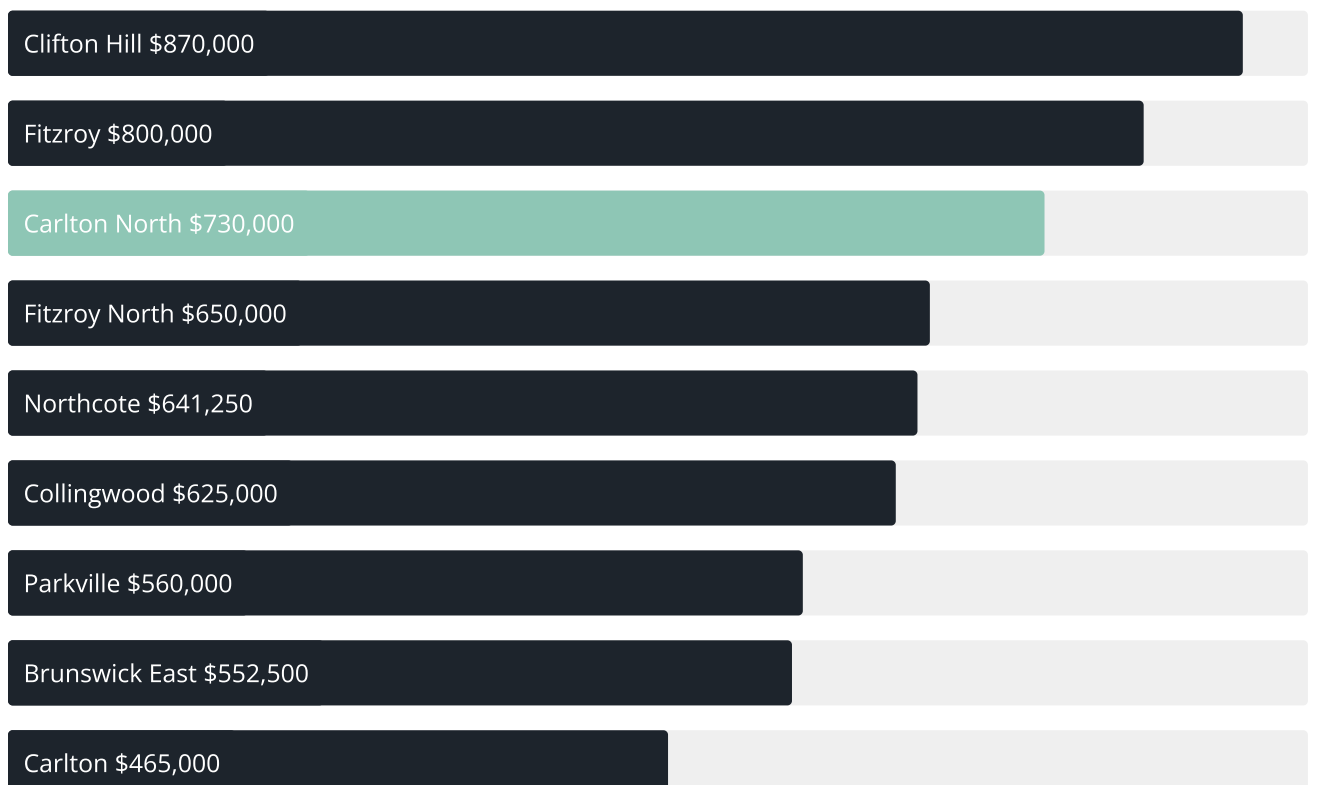
Quarterly Price Change

0.68% ↑

Quarterly Price Change*



CARLTON NORTH SUBURB REPORT

Median House Sale Price^{*}Median Unit Sale Price^{*}

CARLTON NORTH SUBURB REPORT

Sale Method*



● Auction 83%
● Private 17%

Auction Clearance Rate*

76%

Median Days on Market^

24 days

Average Hold Period*

9.9 years

Dwelling Type^



● Houses 6% ● Units 94%

Ownership^



● Owned Outright 32% ● Mortgaged 22% ● Rented 45%

Population^

6,177

Median Asking Rent per week*

\$800

Population Growth^

-1.95%

Rental Yield*

2.59%

Median Age^











33 years

Median Household Size^











2.3 people

CARLTON NORTH SUBURB REPORT











Discover a snapshot of the most recent results for this suburb, to view the full 12 months of sales history, please go to jellisicraig.com.au/suburbinsights

Address	Bedrooms	Type	Price	Sold
 114 Princes St Carlton North	3	House	\$1,750,000	02 Aug 2025
 467 Nicholson St Carlton North	5	House	\$1,650,000	24 Jul 2025
 333 Station St Carlton North	2	House	\$1,620,000	15 Jul 2025
 680 Station St Carlton North	4	House	\$2,496,000	09 Jul 2025
 93 Pigdon St Carlton North	2	House	\$995,000	05 Jul 2025
 485 Lygon St Carlton North	4	House	\$1,800,000	28 Jun 2025
 240 Canning St Carlton North	2	House	\$2,080,000	28 Jun 2025
 566 Rathdowne St CARLTON NORTH	2	House	\$1,505,000	25 Jun 2025
 342 Rathdowne St Carlton North	3	House	\$1,180,000	14 Jun 2025
 103 Lee St Carlton North	4	House	\$2,128,000	08 Jun 2025

CARLTON NORTH SUBURB REPORT

Address	Bedrooms	Type	Price	Sold
 3/1023 Rathdowne St Carlton North	2	Apartment	\$813,000	07 Jun 2025
 458 Station St Carlton North	3	House	\$1,460,000	31 May 2025
 2/846 Lygon St Carlton North	2	Townhouse	\$1,010,000	31 May 2025
 98 Macpherson St Carlton North	3	House	\$1,920,000	31 May 2025
 7/999 Drummond St Carlton North	3	Townhouse (Conjoined)	\$1,680,000	30 May 2025
 65 Lee St Carlton North	4	House	\$3,250,000	29 May 2025
 822 Drummond St Carlton North	4	House	\$2,175,000	26 May 2025
 36 Fenwick St Carlton North	2	House	\$1,462,500	13 May 2025
 259 Canning St Carlton North	2	House	\$1,310,000	03 May 2025
 847 Drummond St Carlton North	4	House	\$1,930,000	02 May 2025

CARLTON NORTH SUBURB REPORT

Address	Bedrooms	Type	Price	Sold
 481 Station St Carlton North	3	House	\$1,700,000	01 May 2025
 2/1072 Lygon St Carlton North	2	Apartment	\$695,000	28 Apr 2025
 945 Drummond St Carlton North	2	House	\$1,220,000	23 Apr 2025
 140 Princes St Carlton North	3	House	\$1,165,000	12 Apr 2025
 6/844 Lygon St Carlton North	1	Apartment	\$440,000	11 Apr 2025
 570 Rathdowne St Carlton North	3	House	\$1,960,000	10 Apr 2025
 721 Nicholson St CARLTON NORTH	2	House	\$1,060,000	09 Apr 2025
 882 Lygon St Carlton North	3	House	\$1,550,000	05 Apr 2025
 662 Drummond St Carlton North	2	House	\$1,180,000	05 Apr 2025
 15/611 Drummond St Carlton North	2	Apartment	\$750,000	03 Apr 2025



Please contact your local Jellis Craig office

jelliscraig.com.au

Data is current as of PDF generation date 10/08/2025

* Updated Quarterly for the past 12 months

^ Updated daily for the past quarter

~ Updated daily: 33 recent results.

This publication contains data, analytics, statistics and other information supplied by PROPERTYDATAONLINE PTY LTD (PropertyData). The data provided in this publication is of a general nature and should not be construed as specific advice or relied upon in lieu of appropriate professional advice.

PropertyData relies upon data supplied by third parties and while the data is checked and reviewed, PropertyData does not warrant the accuracy or completeness of the information to the full extent permitted by the law and excludes all loss or damage howsoever arising (including through negligence) in connection with the data supplied by PropertyData. The State of Victoria owns the copyright in the Property Sales Data and reproduction of that data in any way without the consent of the State of Victoria will constitute a breach of the Copyright Act 1968 (cth). The State of Victoria does not warrant the accuracy or completeness of the Property Sales Data and any person using or relying upon such information does so on the basis that the State of Victoria accepts no responsibility or liability whatsoever for any errors, faults, defects or omissions in the information supplied.