

# *Suburb* **INSIGHTS**

3054  
CARLTON NORTH



Data that shapes your suburb.

**Jellis  
Craig**

# Property Prices

## Median House Price\*

Median

**\$1.51m**

Quarterly Price Change

**0.66% ↑**

## Median Unit Price\*

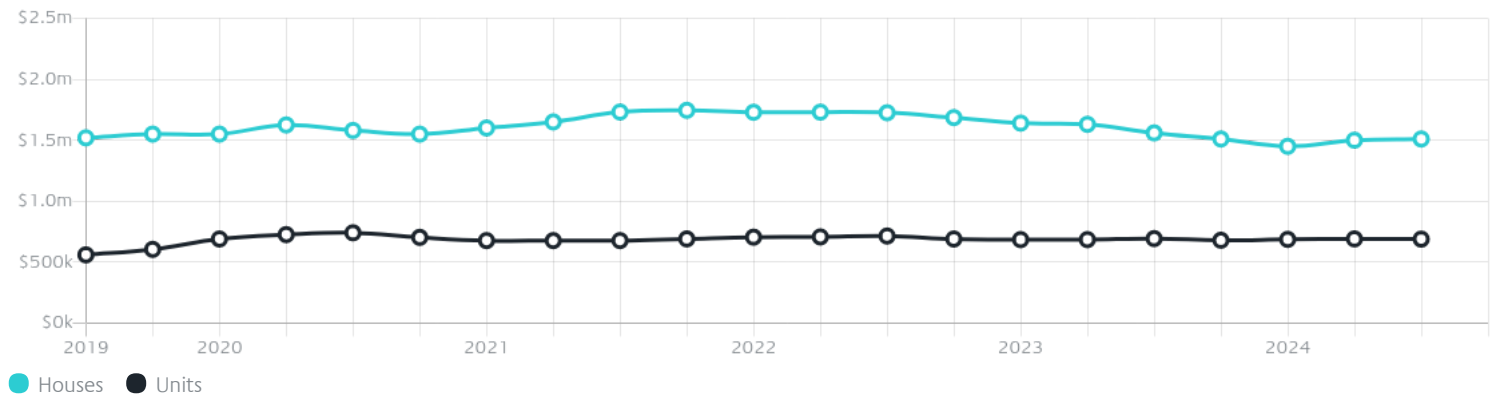
Median

**\$689k**

Quarterly Price Change

**-0.28% ↓**

## Quarterly Price Change\*



# Surrounding Suburbs

---

## Median House Sale Price\*



## Median Unit Sale Price\*



# Sales Snapshot

## Sale Method\*



● Auction 100%

## Auction Clearance Rate\*

71.05%

## Median Days on Market^

24 days

## Average Hold Period\*

9.9 years

# Insights

## Dwelling Type^



● Houses 6% ● Units 94%

## Ownership^



● Owned Outright 32% ● Mortgaged 22% ● Rented 45%

## Population^

6,177

## Median Asking Rent per week\*

\$750

## Population Growth^

-1.95%

## Rental Yield\*

2.59%

## Median Age^













33 years

## Median Household Size^













2.3 people

# Sold Properties~













Discover a snapshot of the most recent results for this suburb, to view the full 12 months of sales history, please go to [jellisraig.com.au/suburbinsights](http://jellisraig.com.au/suburbinsights)

| Address  | Bedrooms | Type      | Price       | Sold        |
|--|----------|-----------|-------------|-------------|
|  624 Canning St<br>CARLTON NORTH       | 3        | House     | \$1,940,000 | 23 Nov 2024 |
|  17 Amess St<br>Carlton North          | 3        | House     | \$1,610,000 | 23 Nov 2024 |
|  352 Rathdowne St<br>Carlton North     | 3        | House     | \$1,700,000 | 12 Nov 2024 |
|  1/700 Lygon St<br>Carlton North       | 2        | Apartment | \$665,000   | 09 Nov 2024 |
|  246 Richardson St<br>Carlton North  | 2        | House     | \$1,740,000 | 06 Nov 2024 |
|  2/844 Lygon St<br>Carlton North     | 1        | Apartment | \$509,000   | 04 Nov 2024 |
|  10/869 Drummond St<br>Carlton North | 2        | Unit      | \$622,000   | 04 Nov 2024 |
|  854 Lygon St<br>Carlton North       | 2        | House     | \$1,165,000 | 28 Oct 2024 |
|  565 Canning St<br>Carlton North     | 4        | House     | \$2,925,000 | 26 Oct 2024 |
|  129 Curtain St<br>Carlton North     | 3        | House     | \$1,150,000 | 26 Oct 2024 |
|  630 Rathdowne St<br>Carlton North   | 4        | House     | \$2,856,000 | 26 Oct 2024 |
|  10/1102 Lygon St<br>Carlton North   | 2        | Apartment | \$700,000   | 23 Oct 2024 |

# Sold Properties~

| Address  | Bedrooms | Type                            | Price       | Sold        |
|--|----------|---------------------------------|-------------|-------------|
|  355 Nicholson St<br>Carlton North     | 3        | House                           | \$1,060,000 | 21 Oct 2024 |
|  58 Amess St<br>Carlton North          | 4        | House                           | \$1,400,000 | 15 Oct 2024 |
|  2/311 Pigdon St<br>Carlton North      | 2        | Apartment                       | \$850,000   | 12 Oct 2024 |
|  9 Henry St<br>Carlton North           | 3        | House                           | \$1,335,000 | 12 Oct 2024 |
|  325 Nicholson St<br>CARLTON NORTH    | 2        | House                           | \$1,087,000 | 11 Oct 2024 |
|  176 Fenwick St<br>Carlton North     | 2        | House                           | \$1,050,000 | 08 Oct 2024 |
|  9/823 Rathdowne St<br>Carlton North | 2        | Subdivided Unit/Villa/Townhouse | \$606,000   | 25 Sep 2024 |
|  578 Station St<br>Carlton North     | 3        | House                           | \$2,051,000 | 21 Sep 2024 |
|  7/867 Rathdowne St<br>Carlton North | 2        | Unit                            | \$750,000   | 21 Sep 2024 |
|  650 Station St<br>Carlton North     | 2        | House                           | \$1,680,000 | 21 Sep 2024 |
|  85 Macpherson St<br>Carlton North   | 3        | House                           | \$1,200,000 | 20 Sep 2024 |
|  622 Drummond St<br>Carlton North    | 3        | House                           | \$1,715,000 | 14 Sep 2024 |

# Sold Properties~

| Address  | Bedrooms | Type                            | Price       | Sold        |
|--|----------|---------------------------------|-------------|-------------|
|  53 Ogrady St<br>Carlton North             | 2        | House                           | \$1,244,000 | 13 Sep 2024 |
|  580 Station St<br>CARLTON NORTH           | 3        | House                           | \$1,400,000 | 31 Aug 2024 |
|  168 Amess St<br>Carlton North             | 2        | House                           | \$1,440,000 | 31 Aug 2024 |
|  3/872 Drummond St<br>Carlton North        | 2        | Townhouse                       | \$760,000   | 17 Aug 2024 |
|  314 Station St<br>Carlton North          | 3        | House                           | \$1,402,500 | 15 Aug 2024 |
|  331 Nicholson St<br>Carlton North       | 3        | House                           | \$1,157,000 | 10 Aug 2024 |
|  134 Fenwick St<br>Carlton North         | 3        | House                           | \$1,870,000 | 10 Aug 2024 |
|  2/581-585 Nicholson St<br>Carlton North | 2        | Townhouse                       | \$967,500   | 03 Aug 2024 |
|  2/581 Nicholson St<br>Carlton North     | 2        | Townhouse (Conjoined)           | \$967,500   | 03 Aug 2024 |
|  68 Newry St<br>Carlton North            | 2        | House                           | \$1,345,000 | 02 Aug 2024 |
|  5/172 Princes St<br>Carlton North       | 2        | Subdivided Unit/Villa/Townhouse | \$503,000   | 31 Jul 2024 |
|  79 Curtain St<br>Carlton North          | 4        | House                           | \$1,475,000 | 20 Jul 2024 |



Please contact your local Jellis Craig office

[jelliscraig.com.au](http://jelliscraig.com.au)

Data is current as of PDF generation date 01/12/2024

\* Updated Quarterly for the past 12 months

^ Updated daily for the past quarter

~ Updated daily: 33 recent results.

This publication contains data, analytics, statistics and other information supplied by PROPERTYDATAONLINE PTY LTD (PropertyData). The data provided in this publication is of a general nature and should not be construed as specific advice or relied upon in lieu of appropriate professional advice.

PropertyData relies upon data supplied by third parties and while the data is checked and reviewed, PropertyData does not warrant the accuracy or completeness of the information to the full extent permitted by the law and excludes all loss or damage howsoever arising (including through negligence) in connection with the data supplied by PropertyData. The State of Victoria owns the copyright in the Property Sales Data and reproduction of that data in any way without the consent of the State of Victoria will constitute a breach of the Copyright Act 1968 (cth). The State of Victoria does not warrant the accuracy or completeness of the Property Sales Data and any person using or relying upon such information does so on the basis that the State of Victoria accepts no responsibility or liability whatsoever for any errors, faults, defects or omissions in the information supplied.