

Suburb Report

Know your neighbourhood.



Property Prices

Median House Price*

Median

\$1.58m

Quarterly Price Change

4.47% ↑

Median Unit Price*

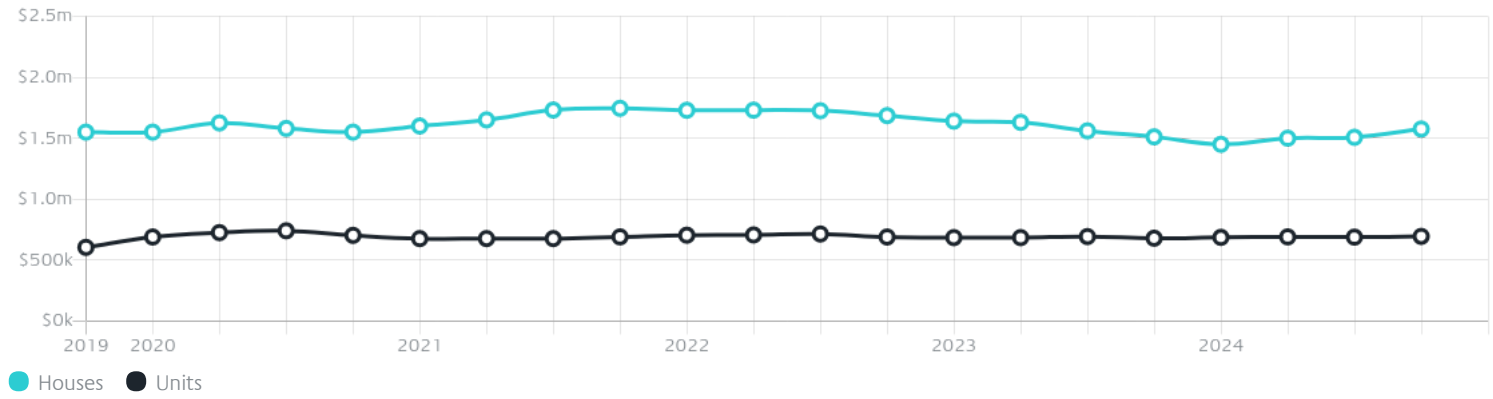
Median

\$695k

Quarterly Price Change

0.87% ↑

Quarterly Price Change*

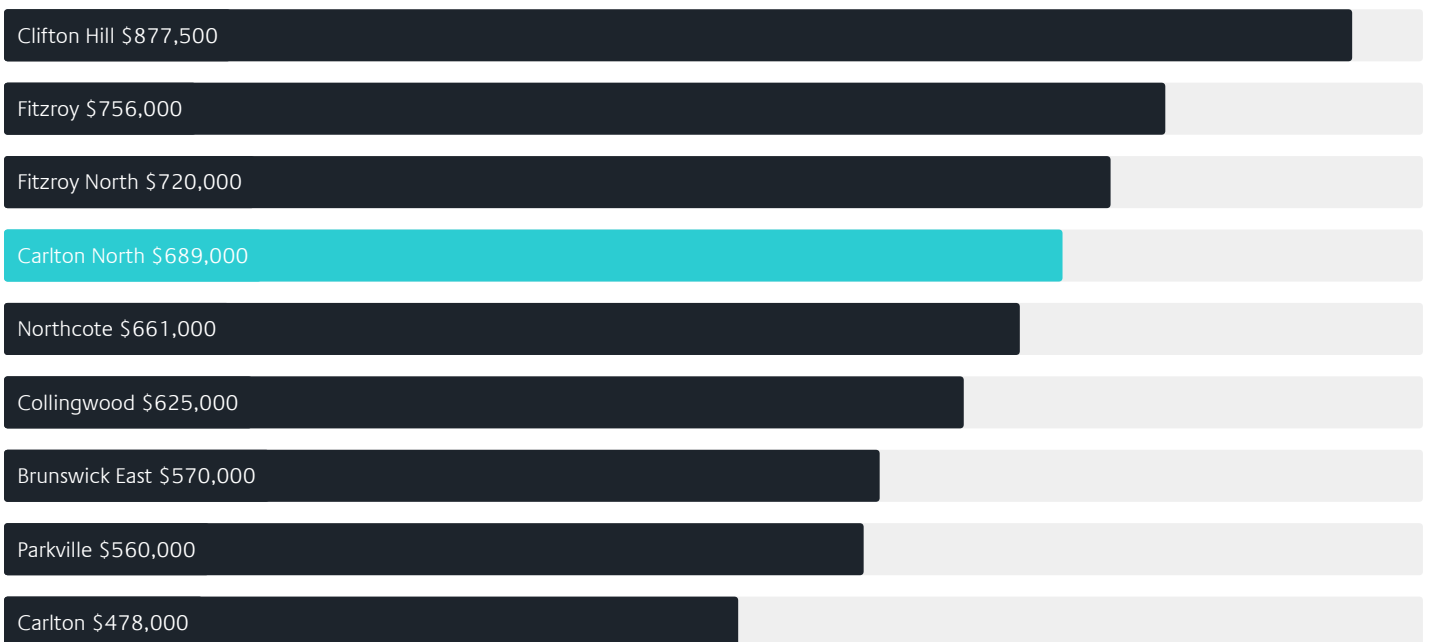


Surrounding Suburbs

Median House Sale Price*



Median Unit Sale Price*



Sales Snapshot

Sale Method*



● Auction 85%
● Private 15%

Auction Clearance Rate*

68.18%

Median Days on Market^

24 days

Average Hold Period*

9.9 years

Insights

Dwelling Type^



● Houses 6% ● Units 94%

Ownership^



● Owned Outright 32% ● Mortgaged 22% ● Rented 45%

Population^

6,177

Median Asking Rent per week*

\$793

Population Growth^

-1.95%

Rental Yield*

2.59%

Median Age^













33 years

Median Household Size^













2.3 people

Sold Properties~













Discover a snapshot of the most recent results for this suburb, to view the full 12 months of sales history, please go to jellisraig.com.au/suburbinsights

Address	Bedrooms	Type	Price	Sold
 133 Fenwick St Carlton North	2	House	\$1,375,000	09 Jan 2025
 960 Drummond St Carlton North	3	House	\$2,235,000	23 Dec 2024
 73 Macpherson St Carlton North	3	House	\$1,200,000	03 Dec 2024
 624 Canning St CARLTON NORTH	3	House	\$1,940,000	23 Nov 2024
 17 Amess St Carlton North	3	House	\$1,610,000	23 Nov 2024
 352 Rathdowne St Carlton North	3	House	\$1,700,000	12 Nov 2024
 1/700 Lygon St Carlton North	2	Apartment	\$665,000	09 Nov 2024
 246 Richardson St Carlton North	2	House	\$1,740,000	06 Nov 2024
 2/844 Lygon St Carlton North	1	Apartment	\$509,000	04 Nov 2024
 10/869 Drummond St Carlton North	2	Unit	\$622,000	04 Nov 2024
 854 Lygon St Carlton North	2	House	\$1,165,000	28 Oct 2024
 129 Curtain St Carlton North	3	House	\$1,150,000	26 Oct 2024

Sold Properties~

Address	Bedrooms	Type	Price	Sold
 565 Canning St Carlton North	4	House	\$2,925,000	26 Oct 2024
 630 Rathdowne St Carlton North	4	House	\$2,856,000	26 Oct 2024
 10/1102 Lygon St Carlton North	2	Apartment	\$700,000	23 Oct 2024
 355 Nicholson St Carlton North	3	House	\$1,060,000	21 Oct 2024
 335 Station St Carlton North	3	House	\$2,580,000	15 Oct 2024
 58 Amess St Carlton North	4	House	\$1,400,000	15 Oct 2024
 2/311 Pigdon St Carlton North	2	Apartment	\$850,000	12 Oct 2024
 70 Fenwick St Carlton North	3	House	\$1,815,000	12 Oct 2024
 9 Henry St Carlton North	3	House	\$1,335,000	12 Oct 2024
 325 Nicholson St CARLTON NORTH	2	House	\$1,087,000	11 Oct 2024
 176 Fenwick St Carlton North	2	House	\$1,050,000	08 Oct 2024
 256 Amess St Carlton North	4	House	\$2,050,000	02 Oct 2024

Sold Properties~

Address	Bedrooms	Type	Price	Sold
 9/823 Rathdowne St Carlton North	2	Subdivided Unit/Villa/Townhouse	\$606,000	25 Sep 2024
 578 Station St Carlton North	3	House	\$2,051,000	21 Sep 2024
 7/867 Rathdowne St Carlton North	2	Unit	\$750,000	21 Sep 2024
 650 Station St Carlton North	2	House	\$1,680,000	21 Sep 2024
 1 Fletcher La Carlton North	2	House	\$1,013,750	20 Sep 2024
 85 Macpherson St Carlton North	3	House	\$1,200,000	20 Sep 2024
 622 Drummond St Carlton North	3	House	\$1,715,000	14 Sep 2024
 53 Ogrady St Carlton North	2	House	\$1,244,000	13 Sep 2024
 580 Station St CARLTON NORTH	3	House	\$1,400,000	31 Aug 2024
 346 Station St Carlton North	2	House	\$1,655,000	31 Aug 2024
 168 Amess St Carlton North	2	House	\$1,440,000	31 Aug 2024
 3/872 Drummond St Carlton North	2	Townhouse	\$760,000	17 Aug 2024



Please contact your local Jellis Craig office

jelliscraig.com.au

Data is current as of PDF generation date 20/01/2025

* Updated Quarterly for the past 12 months

^ Updated daily for the past quarter

~ Updated daily: 33 recent results.

This publication contains data, analytics, statistics and other information supplied by PROPERTYDATAONLINE PTY LTD (PropertyData). The data provided in this publication is of a general nature and should not be construed as specific advice or relied upon in lieu of appropriate professional advice.

PropertyData relies upon data supplied by third parties and while the data is checked and reviewed, PropertyData does not warrant the accuracy or completeness of the information to the full extent permitted by the law and excludes all loss or damage howsoever arising (including through negligence) in connection with the data supplied by PropertyData. The State of Victoria owns the copyright in the Property Sales Data and reproduction of that data in any way without the consent of the State of Victoria will constitute a breach of the Copyright Act 1968 (cth). The State of Victoria does not warrant the accuracy or completeness of the Property Sales Data and any person using or relying upon such information does so on the basis that the State of Victoria accepts no responsibility or liability whatsoever for any errors, faults, defects or omissions in the information supplied.