

Suburb Report

Know your neighbourhood.



Property Prices

Median House Price*

Median

\$1.68m

Quarterly Price Change

6.66% ↑

Median Unit Price*

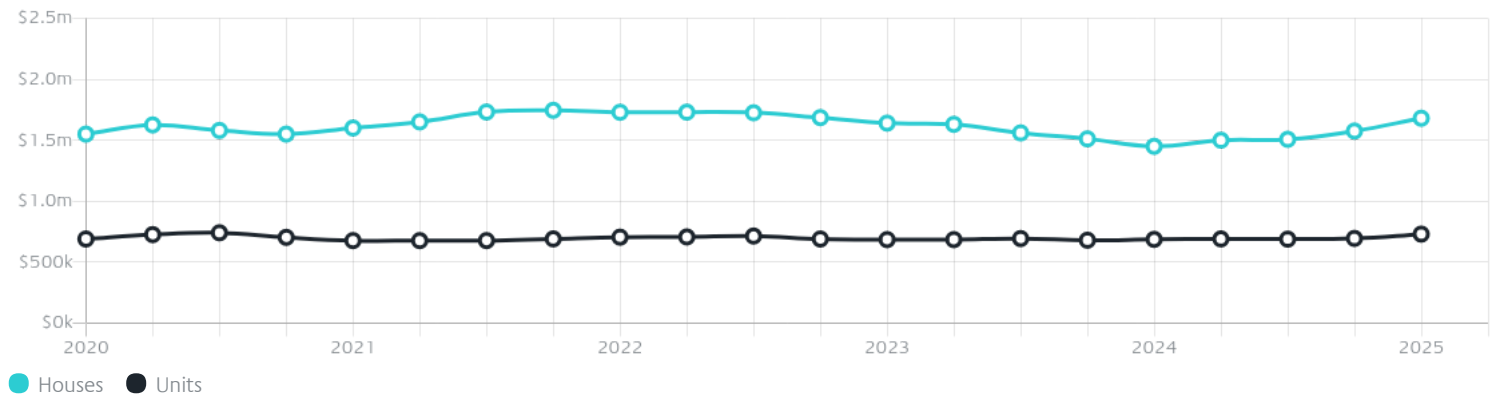
Median

\$730k

Quarterly Price Change

5.03% ↑

Quarterly Price Change*



Surrounding Suburbs

Median House Sale Price*



Median Unit Sale Price*



Sales Snapshot

Sale Method^{*}



● Auction 74%
● Private 26%

Auction Clearance Rate^{*}

64%

Median Days on Market[^]

26 days

Average Hold Period^{*}

9.9 years

Insights

Dwelling Type[^]



● Houses 6% ● Units 94%

Ownership[^]



● Owned Outright 32% ● Mortgaged 22% ● Rented 45%

Population[^]

6,177

Median Asking Rent per week^{*}

\$800

Population Growth[^]

-1.95%

Rental Yield^{*}

2.59%

Median Age[^]













33 years

Median Household Size[^]













2.3 people

Sold Properties~













Discover a snapshot of the most recent results for this suburb, to view the full 12 months of sales history, please go to jellisraig.com.au/suburbinsights

Address	Bedrooms	Type	Price	Sold
 485 Lygon St Carlton North	4	House	\$1,800,000	28 Jun 2025
 240 Canning St Carlton North	2	House	\$2,080,000	28 Jun 2025
 566 Rathdowne St CARLTON NORTH	2	House	\$1,505,000	25 Jun 2025
 342 Rathdowne St Carlton North	3	House	\$1,180,000	14 Jun 2025
 3/1023 Rathdowne St Carlton North	2	Apartment	\$813,000	07 Jun 2025
 98 Macpherson St Carlton North	3	House	\$1,920,000	31 May 2025
 2/846 Lygon St Carlton North	2	Townhouse	\$1,010,000	31 May 2025
 259 Canning St Carlton North	2	House	\$1,310,000	03 May 2025
 847 Drummond St Carlton North	4	House	\$1,930,000	02 May 2025
 2/1072 Lygon St Carlton North	2	Apartment	\$695,000	28 Apr 2025
 945 Drummond St Carlton North	2	House	\$1,220,000	23 Apr 2025
 140 Princes St Carlton North	3	House	\$1,165,000	12 Apr 2025

Sold Properties~

Address	Bedrooms	Type	Price	Sold
 6/844 Lygon St Carlton North	1	Apartment	\$440,000	11 Apr 2025
 570 Rathdowne St Carlton North	3	House	\$1,960,000	10 Apr 2025
 882 Lygon St Carlton North	3	House	\$1,550,000	05 Apr 2025
 662 Drummond St Carlton North	2	House	\$1,180,000	05 Apr 2025
 15/611 Drummond St Carlton North	2	Apartment	\$750,000	03 Apr 2025
 789 Drummond St CARLTON NORTH	4	House	\$2,390,000	02 Apr 2025
 416 Canning St CARLTON NORTH	4	House	\$1,925,000	02 Apr 2025
 660 Lygon St Carlton North	3	House	\$1,175,000	31 Mar 2025
 740 Lygon St CARLTON NORTH	2	House	\$1,010,000	29 Mar 2025
 124 Amess St Carlton North	2	House	\$1,550,000	26 Mar 2025
 358 Station St Carlton North	3	House	\$2,255,000	24 Mar 2025
 569 Canning St Carlton North	3	House	\$4,200,000	19 Mar 2025

Sold Properties~

Address	Bedrooms	Type	Price	Sold
 591 Rathdowne St Carlton North	3	House	\$1,915,000	14 Mar 2025
 540 Station St Carlton North	4	House	\$1,640,000	08 Mar 2025
 3/635 Drummond St Carlton North	1	Subdivided Unit/Villa/Townhouse	\$580,000	07 Mar 2025
 11/1023 Rathdowne St Carlton North	2	Apartment	\$730,000	03 Mar 2025
 507 Station St Carlton North	3	House	\$1,820,000	01 Mar 2025
 24/999 Rathdowne St CARLTON NORTH	2	Unit	\$861,000	01 Mar 2025
 80 Amess St Carlton North	3	House	\$2,200,000	01 Mar 2025
 1044 Drummond St CARLTON NORTH	3	Townhouse	\$1,270,000	01 Mar 2025
 2/1044 Drummond St Carlton North	1	Townhouse (Conjoined)	\$1,270,000	01 Mar 2025
 690 Canning St Carlton North	4	House	\$1,939,000	26 Feb 2025
 78 Newry St Carlton North	2	House	\$1,236,000	22 Feb 2025
 605 Canning St Carlton North	5	House	\$1,950,000	21 Feb 2025



Please contact your local Jellis Craig office

jelliscraig.com.au

Data is current as of PDF generation date 01/07/2025

* Updated Quarterly for the past 12 months

^ Updated daily for the past quarter

~ Updated daily: 33 recent results.

This publication contains data, analytics, statistics and other information supplied by PROPERTYDATAONLINE PTY LTD (PropertyData). The data provided in this publication is of a general nature and should not be construed as specific advice or relied upon in lieu of appropriate professional advice.

PropertyData relies upon data supplied by third parties and while the data is checked and reviewed, PropertyData does not warrant the accuracy or completeness of the information to the full extent permitted by the law and excludes all loss or damage howsoever arising (including through negligence) in connection with the data supplied by PropertyData. The State of Victoria owns the copyright in the Property Sales Data and reproduction of that data in any way without the consent of the State of Victoria will constitute a breach of the Copyright Act 1968 (cth). The State of Victoria does not warrant the accuracy or completeness of the Property Sales Data and any person using or relying upon such information does so on the basis that the State of Victoria accepts no responsibility or liability whatsoever for any errors, faults, defects or omissions in the information supplied.