

Suburb **INSIGHTS**

3053
CARLTON



Data that shapes your suburb.

**Jellis
Craig**

Property Prices

Median House Price*

Median

\$1.60m

Quarterly Price Change

4.15% ↑

Median Unit Price*

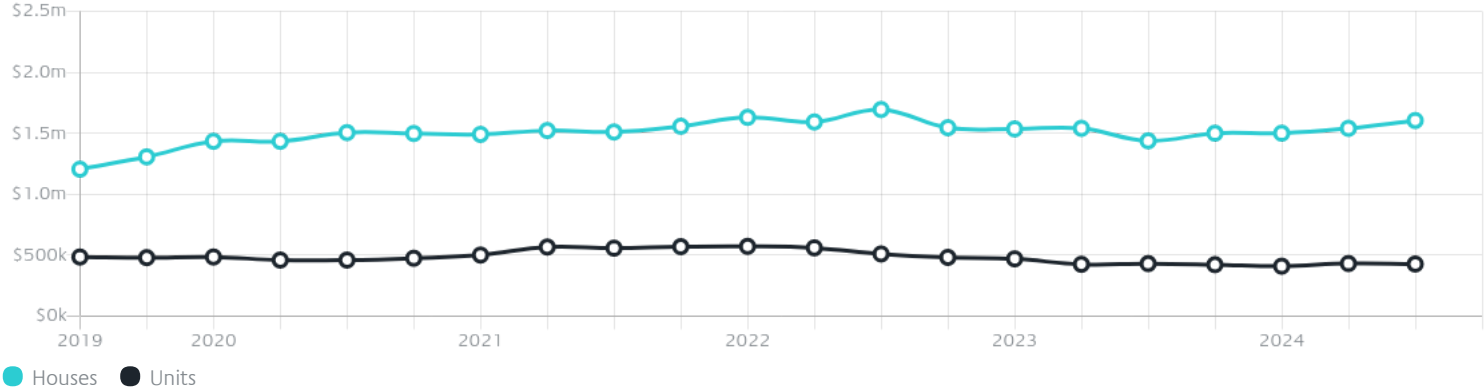
Median

\$428k

Quarterly Price Change

-0.92% ↓

Quarterly Price Change*



Surrounding Suburbs

Median House Sale Price*



Median Unit Sale Price*



Sales Snapshot

Sale Method^{*}



● Auction 32%
● Private 68%

Auction Clearance Rate^{*}

75.86%

Median Days on Market[^]

26 days

Average Hold Period^{*}

8.7 years

Insights

Dwelling Type[^]



● Houses 1% ● Units 99%

Ownership[^]



● Owned Outright 16% ● Mortgaged 12% ● Rented 72%

Population[^]

16,055

Median Asking Rent per week^{*}

\$700

Population Growth[^]

-13.38%

Rental Yield^{*}

2.28%

Median Age[^]













27 years

Median Household Size[^]













1.8 people

Sold Properties~













Discover a snapshot of the most recent results for this suburb, to view the full 12 months of sales history, please go to jellisraig.com.au/suburbinsights

Address	Bedrooms	Type	Price	Sold
 177 Canning St Carlton	2	House	\$1,081,000	23 Nov 2024
 2/58 Leicester St Carlton	1	Unit	\$576,000	23 Nov 2024
 79 Station St Carlton	3	House	\$1,240,000	23 Nov 2024
 1/43 Barkly St Carlton	1	Apartment	\$462,000	22 Nov 2024
 703/570 Swanston St Carlton	2	Apartment	\$315,000	21 Nov 2024
 21/411 Lygon St Carlton	2	Townhouse	\$875,000	18 Nov 2024
 915/488 Swanston St Carlton	1	Apartment	\$170,000	16 Nov 2024
 93 Elgin St Carlton	2	House	\$1,050,000	16 Nov 2024
 130-132 Barkly St Carlton	4	House	\$1,925,000	16 Nov 2024
 553/800 Swanston St Carlton	1	Apartment	\$160,000	13 Nov 2024
 5/205 Cardigan St Carlton	2	Apartment	\$690,000	09 Nov 2024
 802/77 Cardigan St Carlton	2	Apartment	\$560,000	08 Nov 2024

Sold Properties~

Address	Bedrooms	Type	Price	Sold
 3316/160 Victoria St Carlton	2	Apartment	\$580,000	31 Oct 2024
 417/528 Swanston St CARLTON	1	Strata Unit/Flat	\$223,000	30 Oct 2024
 105/24 Barkly Pl Carlton	2	Strata Unit/Flat	\$127,000	29 Oct 2024
 908/6 Leicester St Carlton	2	Apartment	\$471,000	28 Oct 2024
 105A/640 Swanston St Carlton	1	Apartment	\$388,000	26 Oct 2024
 14/540 Swanston St Carlton	2	Unit	\$645,000	26 Oct 2024
 13/220 Elgin St Carlton	2	Unit	\$813,000	26 Oct 2024
 202/1 Bouverie St Carlton	1	Apartment	\$320,000	25 Oct 2024
 738/746 Swanston St Carlton	1	Strata Unit/Flat	\$163,000	24 Oct 2024
 1402/570 Lygon St Carlton	2	Apartment	\$336,000	23 Oct 2024
 3/39 Bouverie St Carlton	2	Unit	\$675,000	23 Oct 2024
 307/94 Canning St Carlton	1	Unit	\$430,000	21 Oct 2024

Sold Properties~

Address	Bedrooms	Type	Price	Sold
 1504/518 Swanston St Carlton	2	Apartment	\$583,000	19 Oct 2024
 49 Macarthur Pl.S Carlton	2	House	\$1,100,000	19 Oct 2024
 507/570 Swanston St Carlton	2	Flat/Unit/Apartment	\$258,000	17 Oct 2024
 511/6 Leicester St Carlton	1	Flat/Unit/Apartment	\$273,000	17 Oct 2024
 110/127 Leicester St CARLTON	1	Studio Apartment	\$128,000	16 Oct 2024
 3202/478 Swanston St Carlton	1	Apartment	\$220,000	16 Oct 2024
 114/22 Orr St Carlton	1	Apartment	\$140,000	16 Oct 2024
 306/145 Queensberry St Carlton	1	Flat/Unit/Apartment	\$380,000	16 Oct 2024
 209/466 Swanston St Carlton	1	Apartment	\$148,888	14 Oct 2024
 19/220 Elgin St Carlton	2	Unit	\$660,000	07 Oct 2024
 1/355 Rathdowne St Carlton	1	Apartment	\$445,000	04 Oct 2024
 110/22 Orr St Carlton	1	Apartment	\$143,000	02 Oct 2024



Please contact your local Jellis Craig office

jelliscraig.com.au

Data is current as of PDF generation date 01/12/2024

* Updated Quarterly for the past 12 months

^ Updated daily for the past quarter

~ Updated daily: 33 recent results.

This publication contains data, analytics, statistics and other information supplied by PROPERTYDATAONLINE PTY LTD (PropertyData). The data provided in this publication is of a general nature and should not be construed as specific advice or relied upon in lieu of appropriate professional advice.

PropertyData relies upon data supplied by third parties and while the data is checked and reviewed, PropertyData does not warrant the accuracy or completeness of the information to the full extent permitted by the law and excludes all loss or damage howsoever arising (including through negligence) in connection with the data supplied by PropertyData. The State of Victoria owns the copyright in the Property Sales Data and reproduction of that data in any way without the consent of the State of Victoria will constitute a breach of the Copyright Act 1968 (cth). The State of Victoria does not warrant the accuracy or completeness of the Property Sales Data and any person using or relying upon such information does so on the basis that the State of Victoria accepts no responsibility or liability whatsoever for any errors, faults, defects or omissions in the information supplied.