

Suburb Report

Know your neighbourhood.



Property Prices

Median House Price*

Median

\$1.39m

Quarterly Price Change

-8.09% ↓

Median Unit Price*

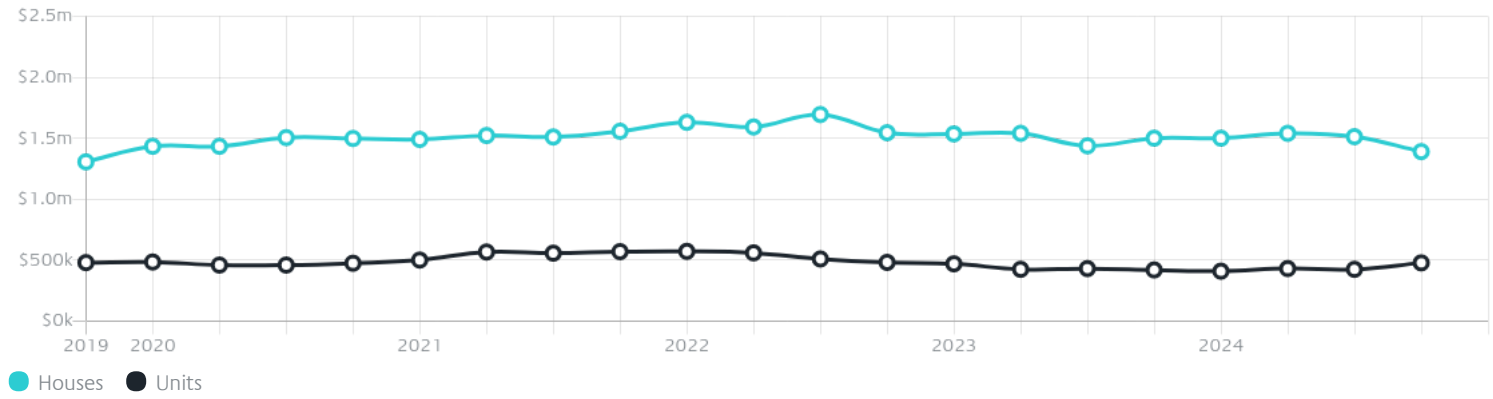
Median

\$478k

Quarterly Price Change

12.47% ↑

Quarterly Price Change*

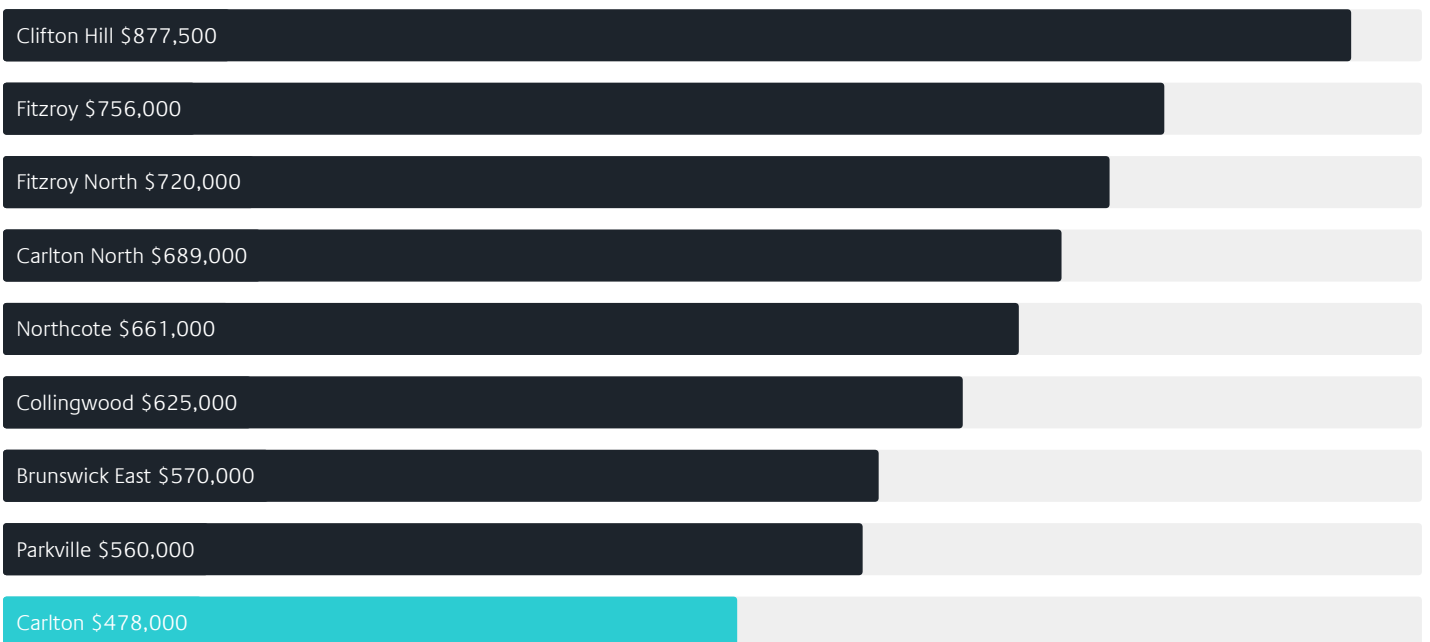


Surrounding Suburbs

Median House Sale Price*



Median Unit Sale Price*



Sales Snapshot

Sale Method^{*}



● Auction 21%
● Private 79%

Auction Clearance Rate^{*}

84.21%

Median Days on Market[^]

32 days

Average Hold Period^{*}

8.7 years

Insights

Dwelling Type[^]



● Houses 1% ● Units 99%

Ownership[^]



● Owned Outright 16% ● Mortgaged 12% ● Rented 72%

Population[^]

16,055

Median Asking Rent per week^{*}

\$730

Population Growth[^]

-13.38%

Rental Yield^{*}

2.28%

Median Age[^]













27 years

Median Household Size[^]













1.8 people

Sold Properties~













Discover a snapshot of the most recent results for this suburb, to view the full 12 months of sales history, please go to jellisraig.com.au/suburbinsights

Address	Bedrooms	Type	Price	Sold
 5503/570 Lygon St Carlton	1	Apartment	\$215,000	13 Jan 2025
 5714/570 Lygon St Carlton	2	Apartment	\$325,000	13 Jan 2025
 5/48 Leicester St Carlton	3	Apartment	\$870,000	10 Jan 2025
 162 Station St Carlton	2	House	\$965,000	07 Jan 2025
 401/81 Cemetery Rd Carlton	1	Apartment	\$360,000	07 Jan 2025
 816/131 Pelham St Carlton	1	Apartment	\$160,000	25 Dec 2024
 41/422 Cardigan St Carlton	1	Apartment	\$510,000	25 Dec 2024
 206/22 Orr St Carlton	1	Apartment	\$150,000	24 Dec 2024
 101/525 Rathdowne St Carlton	1	Apartment	\$342,500	24 Dec 2024
 22/21 Lytton St Carlton	3	Townhouse	\$1,010,000	16 Dec 2024
 8/105 Palmerston St Carlton	4	Townhouse	\$1,170,000	14 Dec 2024
 16/52 Leicester St Carlton	2	Apartment	\$740,000	12 Dec 2024

Sold Properties~

Address	Bedrooms	Type	Price	Sold
 4/475 Cardigan St Carlton	3	Apartment	\$580,000	12 Dec 2024
 306/42-50 Barry St Carlton	1	Apartment	\$140,000	11 Dec 2024
 4209/550 Lygon St Carlton	1	Apartment	\$282,500	05 Dec 2024
 706D/604 Swanston St CARLTON	2	Unit	\$535,500	30 Nov 2024
 463 Cardigan St Carlton	3	House	\$1,460,000	29 Nov 2024
 407/81 Cemetery Rd.E Carlton	2	Apartment	\$470,000	27 Nov 2024
 9/249 Rathdowne St Carlton	2	Apartment	\$1,400,000	27 Nov 2024
 69 Princes St Carlton	2	House	\$1,010,000	26 Nov 2024
 307/111 Leicester St Carlton	2	Apartment	\$537,555	26 Nov 2024
 335/746 Swanston St Carlton	1	Strata Unit/Flat	\$150,000	25 Nov 2024
 177 Canning St Carlton	2	House	\$1,081,000	23 Nov 2024
 14/101 Grattan St Carlton	2	Apartment	\$565,000	23 Nov 2024

Sold Properties~

Address	Bedrooms	Type	Price	Sold
 2/58 Leicester St Carlton	1	Unit	\$576,000	23 Nov 2024
 79 Station St Carlton	3	House	\$1,240,000	23 Nov 2024
 619/570 Swanston St Carlton	2	Apartment	\$260,000	22 Nov 2024
 1/43 Barkly St Carlton	1	Apartment	\$462,000	22 Nov 2024
 703/570 Swanston St Carlton	2	Apartment	\$315,000	21 Nov 2024
 G1/108 Queensberry St Carlton	1	Flat/Unit/Apartment	\$295,000	20 Nov 2024
 21/411 Lygon St Carlton	2	Townhouse	\$875,000	18 Nov 2024
 915/488 Swanston St Carlton	1	Apartment	\$170,000	16 Nov 2024
 130 Barkly St Carlton	4	House	\$1,925,000	16 Nov 2024
 130-132 Barkly St Carlton	4	House	\$1,925,000	16 Nov 2024
 93 Elgin St Carlton	2	House	\$1,050,000	16 Nov 2024
 3915/478 Swanston St Carlton	1	Strata Unit/Flat	\$230,000	15 Nov 2024



Please contact your local Jellis Craig office

jelliscraig.com.au

Data is current as of PDF generation date 20/01/2025

* Updated Quarterly for the past 12 months

^ Updated daily for the past quarter

~ Updated daily: 33 recent results.

This publication contains data, analytics, statistics and other information supplied by PROPERTYDATAONLINE PTY LTD (PropertyData). The data provided in this publication is of a general nature and should not be construed as specific advice or relied upon in lieu of appropriate professional advice.

PropertyData relies upon data supplied by third parties and while the data is checked and reviewed, PropertyData does not warrant the accuracy or completeness of the information to the full extent permitted by the law and excludes all loss or damage howsoever arising (including through negligence) in connection with the data supplied by PropertyData. The State of Victoria owns the copyright in the Property Sales Data and reproduction of that data in any way without the consent of the State of Victoria will constitute a breach of the Copyright Act 1968 (cth). The State of Victoria does not warrant the accuracy or completeness of the Property Sales Data and any person using or relying upon such information does so on the basis that the State of Victoria accepts no responsibility or liability whatsoever for any errors, faults, defects or omissions in the information supplied.