

Suburb Report

Know your neighbourhood.



Property Prices

Median House Price*

Median

\$1.73m

Quarterly Price Change

1.02% ↑

Median Unit Price*

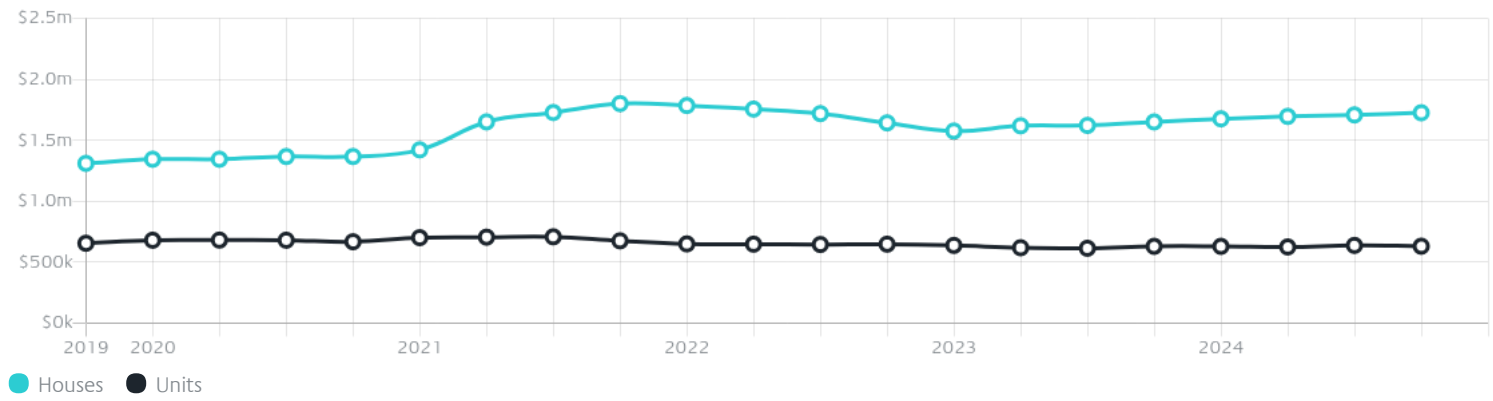
Median

\$631k

Quarterly Price Change

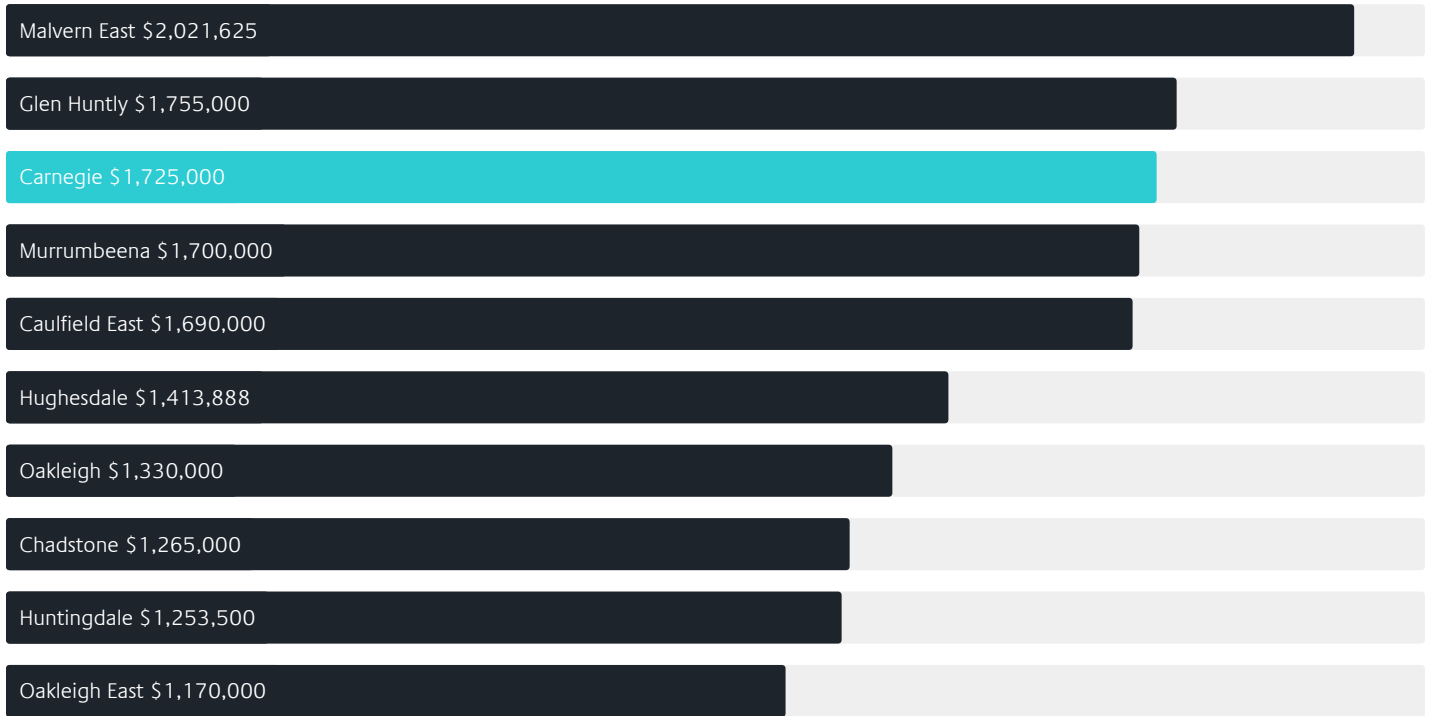
-1.01% ↓

Quarterly Price Change*

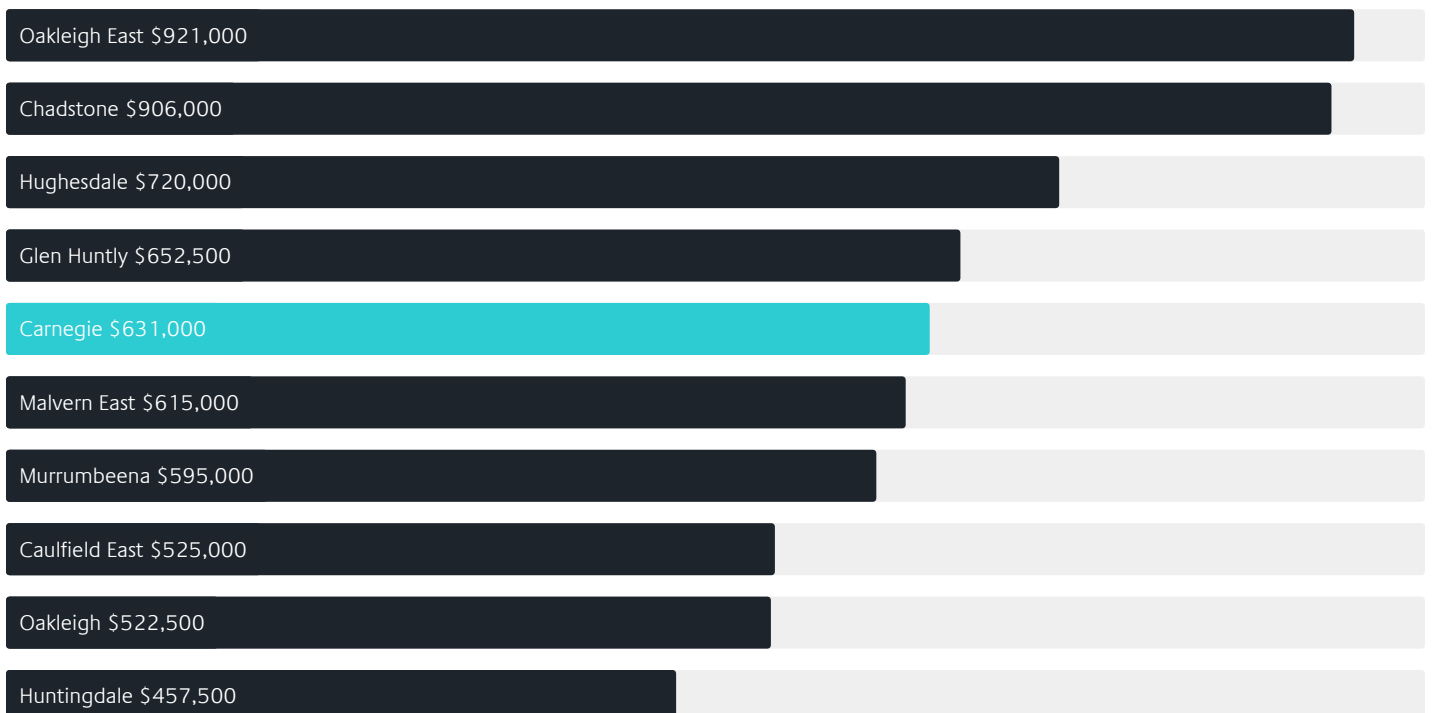


Surrounding Suburbs

Median House Sale Price*



Median Unit Sale Price*



Sales Snapshot

Sale Method^{*}



● Auction 69%
● Private 31%

Auction Clearance Rate^{*}

70.49%

Median Days on Market[^]

28 days

Average Hold Period^{*}

7.4 years

Insights

Dwelling Type[^]



● Houses 32% ● Units 68%

Ownership[^]



● Owned Outright 29% ● Mortgaged 32% ● Rented 40%

Population[^]

17,909

Median Asking Rent per week^{*}

\$770

Population Growth[^]

3.00%

Rental Yield^{*}

2.3%

Median Age[^]













36 years

Median Household Size[^]













2.2 people

Sold Properties~













Discover a snapshot of the most recent results for this suburb, to view the full 12 months of sales history, please go to jellisraig.com.au/suburbinsights

Address	Bedrooms	Type	Price	Sold
 407/405 Neerim Rd Carnegie	1	Apartment	\$385,000	06 Jan 2025
 14 Hunter St Carnegie	3	House	\$1,691,000	30 Dec 2024
 201/33 Jersey Pde Carnegie	2	Apartment	\$395,000	20 Dec 2024
 401/180 Koornang Rd Carnegie	1	Apartment	\$496,100	19 Dec 2024
 1/48 Moonya Rd Carnegie	1	Apartment	\$406,000	19 Dec 2024
 22 Railway Rd Carnegie	4	Townhouse	\$1,860,000	14 Dec 2024
 2/1261 Glen Huntly Rd CARNEGIE	2	Townhouse	\$705,000	12 Dec 2024
 49 Shepparson Av Carnegie	3	House	\$1,630,000	07 Dec 2024
 2/44 Rosstown Rd CARNEGIE	3	Apartment	\$685,000	07 Dec 2024
 3 Porter Rd Carnegie	3	House	\$1,850,000	06 Dec 2024
 6/20 Grange Rd Carnegie	2	Strata Unit/Flat	\$675,000	05 Dec 2024
 3/87 Coorigil Rd Carnegie	1	Apartment	\$323,500	28 Nov 2024

Sold Properties~

Address	Bedrooms	Type	Price	Sold
 12/93 Truganini Rd Carnegie	2	Apartment	\$638,000	28 Nov 2024
 19 Kooringa Rd Carnegie	3	House	\$1,100,000	28 Nov 2024
 1/19a Truganini Rd Carnegie	2	Apartment	\$580,000	27 Nov 2024
 1/19 Newman Av Carnegie	3	Townhouse	\$920,000	27 Nov 2024
 411/9 Morton Av Carnegie	1	Studio Apartment	\$230,000	27 Nov 2024
 152 Oakleigh Rd Carnegie	5	House	\$1,550,000	27 Nov 2024
 4/27-29 Coorigil Rd Carnegie	2	Unit	\$749,000	26 Nov 2024
 4/27 Coorigil Rd Carnegie	2	Unit	\$749,000	26 Nov 2024
 6/14 Yendon Rd Carnegie	1	Unit	\$394,000	24 Nov 2024
 1/33 Mimosa Rd Carnegie	3	House	\$1,300,000	23 Nov 2024
 2/258 Koornang Rd Carnegie	3	Unit	\$932,000	23 Nov 2024
 6/42 Tranmere Av CARNEGIE	1	Unit	\$385,000	21 Nov 2024

Sold Properties~

Address	Bedrooms	Type	Price	Sold
 216 Neerim Rd Carnegie	3	House	\$1,376,000	19 Nov 2024
 7/17 Maroona Rd Carnegie	3	Apartment	\$650,000	17 Nov 2024
 13/46 Coorigil Rd Carnegie	2	Unit	\$848,000	16 Nov 2024
 1/10 Emily St Carnegie	2	Townhouse	\$700,000	16 Nov 2024
 4/194 Grange Rd Carnegie	2	Apartment	\$440,000	16 Nov 2024
 201/9 Morton Av Carnegie	1	Unit	\$320,000	15 Nov 2024
 1/6 Morton Av Carnegie	2	Apartment	\$415,000	15 Nov 2024
 37 Mclaurin Rd Carnegie	3	House	\$1,655,000	15 Nov 2024
 804/16 Woorayl St Carnegie	3	Apartment	\$999,500	14 Nov 2024
 1/40 Rosstown Rd Carnegie	3	Unit	\$682,000	13 Nov 2024
 306/92 Mimosas Rd Carnegie	3	Apartment	\$758,500	13 Nov 2024
 303/8 Elliott Av Carnegie	1	Unit	\$379,000	11 Nov 2024



Carnegie Office
6/14-22 Woorayl Street, Carnegie
03 9573 6100

jelliscraig.com.au

Data is current as of PDF generation date 20/01/2025

* Updated Quarterly for the past 12 months

^ Updated daily for the past quarter

~ Updated daily: 33 recent results.

This publication contains data, analytics, statistics and other information supplied by PROPERTYDATAONLINE PTY LTD (PropertyData). The data provided in this publication is of a general nature and should not be construed as specific advice or relied upon in lieu of appropriate professional advice.

PropertyData relies upon data supplied by third parties and while the data is checked and reviewed, PropertyData does not warrant the accuracy or completeness of the information to the full extent permitted by the law and excludes all loss or damage howsoever arising (including through negligence) in connection with the data supplied by PropertyData. The State of Victoria owns the copyright in the Property Sales Data and reproduction of that data in any way without the consent of the State of Victoria will constitute a breach of the Copyright Act 1968 (cth). The State of Victoria does not warrant the accuracy or completeness of the Property Sales Data and any person using or relying upon such information does so on the basis that the State of Victoria accepts no responsibility or liability whatsoever for any errors, faults, defects or omissions in the information supplied.