

# *Suburb* **INSIGHTS**

**3450**  
**CASTLEMAINE**



Data that shapes your suburb.

**Jellis  
Craig**

# Property Prices

## Median House Price\*

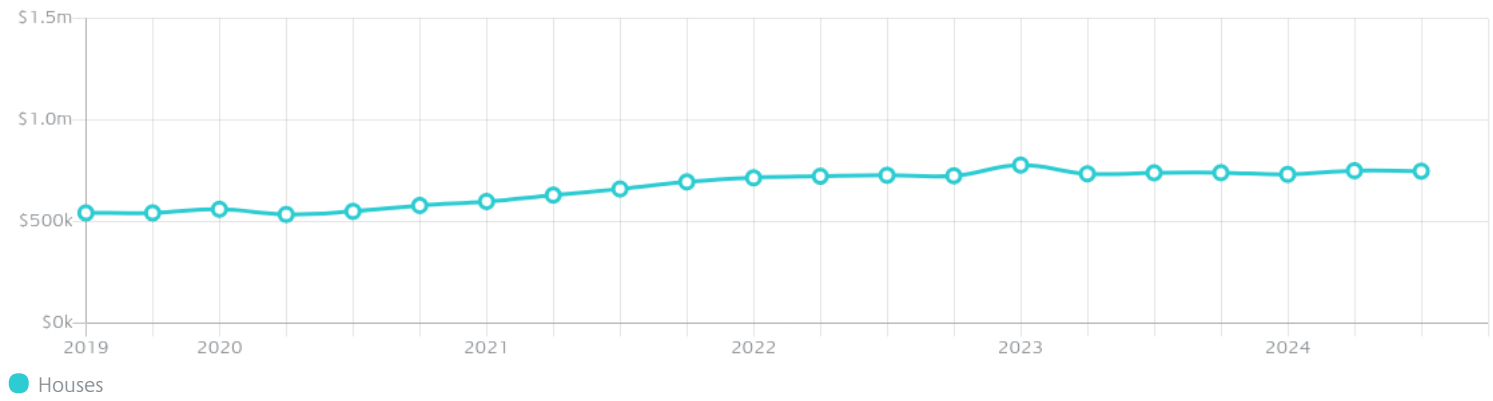
Median

**\$748k**

Quarterly Price Change

**-0.33% ↓**

## Quarterly Price Change\*



# Surrounding Suburbs

---

## Median House Sale Price\*



# Sales Snapshot

## Sale Method<sup>\*</sup>



● Auction 2%  
● Private 98%

## Median Days on Market<sup>^</sup>

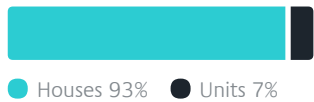
135 days

## Average Hold Period<sup>\*</sup>

6.3 years

# Insights

## Dwelling Type<sup>^</sup>



● Houses 93% ● Units 7%

## Ownership<sup>^</sup>



● Owned Outright 54% ● Mortgaged 27% ● Rented 18%

## Population<sup>^</sup>

7,506

## Median Asking Rent per week<sup>\*</sup>

\$475

## Population Growth<sup>^</sup>

11.08%

## Rental Yield<sup>\*</sup>

3.31%

## Median Age<sup>^</sup>













52 years

## Median Household Size<sup>^</sup>













2 people

# Sold Properties~













Discover a snapshot of the most recent results for this suburb, to view the full 12 months of sales history, please go to [jellisicraig.com.au/suburbinsights](https://jellisicraig.com.au/suburbinsights)

Address	Bedrooms	Type	Price	Sold
 19 Ray St Castlemaine	3	House	\$675,000	28 Nov 2024
 13 Ray St CASTLEMAINE	3	House	\$610,000	28 Nov 2024
 19 Froomes Rd Castlemaine	1	House	\$780,000	28 Nov 2024
 34 ETTY St Castlemaine	3	House	\$698,000	21 Nov 2024
 322 Barker St Castlemaine	4	House	\$865,000	21 Nov 2024
 1 Dick St Castlemaine	3	House	\$705,000	15 Nov 2024
 15 Wheeler St Castlemaine	3	House	\$550,000	14 Nov 2024
 1/30 Wheeler St Castlemaine	2	House	\$582,500	13 Nov 2024
 5/30 Saint St Castlemaine	2	House	\$610,000	13 Nov 2024
 83 Farnsworth St Castlemaine	3	House	\$810,000	13 Nov 2024
 8 Ray St Castlemaine	2	House	\$680,000	12 Nov 2024
 3/61 Templeton St Castlemaine	2	House	\$555,000	07 Nov 2024

# Sold Properties~

Address	Bedrooms	Type	Price	Sold
 1/77 Elizabeth St CASTLEMAINE	3	House	\$630,000	04 Nov 2024
 4 Wickham Pl Castlemaine	4	House	\$932,000	01 Nov 2024
 1/5 ETTY St CASTLEMAINE	2	Unit	\$470,000	29 Oct 2024
 5/12 Saint St Castlemaine	3	House	\$790,000	29 Oct 2024
 1/57 Brown St Castlemaine	2	House	\$630,000	23 Oct 2024
 18 Wimble St Castlemaine	2	House	\$745,000	23 Oct 2024
 9 Treasure St Castlemaine	3	House	\$701,000	21 Oct 2024
 3 Monaghan St Castlemaine	2	House	\$560,000	14 Oct 2024
 22 Vanstan Rd Castlemaine	3	House	\$850,000	14 Oct 2024
 59 Berkeley St Castlemaine	3	House	\$650,000	11 Oct 2024
 65 Brown St Castlemaine	2	House	\$662,000	10 Oct 2024
 77 Bowden St CASTLEMAINE	3	House	\$720,000	01 Oct 2024

# Sold Properties~

Address	Bedrooms	Type	Price	Sold
 9 Wallace St Castlemaine	3	House	\$590,000	26 Sep 2024
 29a Brown St Castlemaine	4	House	\$1,050,000	26 Sep 2024
 71 Hunter St Castlemaine	5	House	\$975,000	25 Sep 2024
 14a Baird St Castlemaine	3	House	\$705,000	24 Sep 2024
 2 Ross Dr Castlemaine	2	House	\$664,000	24 Sep 2024
 42 Ray St Castlemaine	3	House	\$565,000	20 Sep 2024
 7 Mcewan St Castlemaine	3	House	\$775,000	10 Sep 2024
 3/308 Barker St Castlemaine	2	Flat/Unit/Apartment	\$580,000	09 Sep 2024
 1/23 Gainsborough St Castlemaine	2	House	\$505,000	05 Sep 2024
 35 Bull St Castlemaine	3	House	\$980,000	05 Sep 2024
 21 Mcgrath St Castlemaine	2	House	\$682,000	05 Sep 2024
 3 Wickham Pl Castlemaine	3	House	\$695,000	28 Aug 2024

# Jellis Craig

Castlemaine Office  
164 Barker Street, Castlemaine  
03 5472 1155

[jellisraig.com.au](http://jellisraig.com.au)

Data is current as of PDF generation date 01/12/2024

\* Updated Quarterly for the past 12 months

^ Updated daily for the past quarter

~ Updated daily: 33 recent results.

This publication contains data, analytics, statistics and other information supplied by PROPERTYDATAONLINE PTY LTD (PropertyData). The data provided in this publication is of a general nature and should not be construed as specific advice or relied upon in lieu of appropriate professional advice.

PropertyData relies upon data supplied by third parties and while the data is checked and reviewed, PropertyData does not warrant the accuracy or completeness of the information to the full extent permitted by the law and excludes all loss or damage howsoever arising (including through negligence) in connection with the data supplied by PropertyData. The State of Victoria owns the copyright in the Property Sales Data and reproduction of that data in any way without the consent of the State of Victoria will constitute a breach of the Copyright Act 1968 (cth). The State of Victoria does not warrant the accuracy or completeness of the Property Sales Data and any person using or relying upon such information does so on the basis that the State of Victoria accepts no responsibility or liability whatsoever for any errors, faults, defects or omissions in the information supplied.