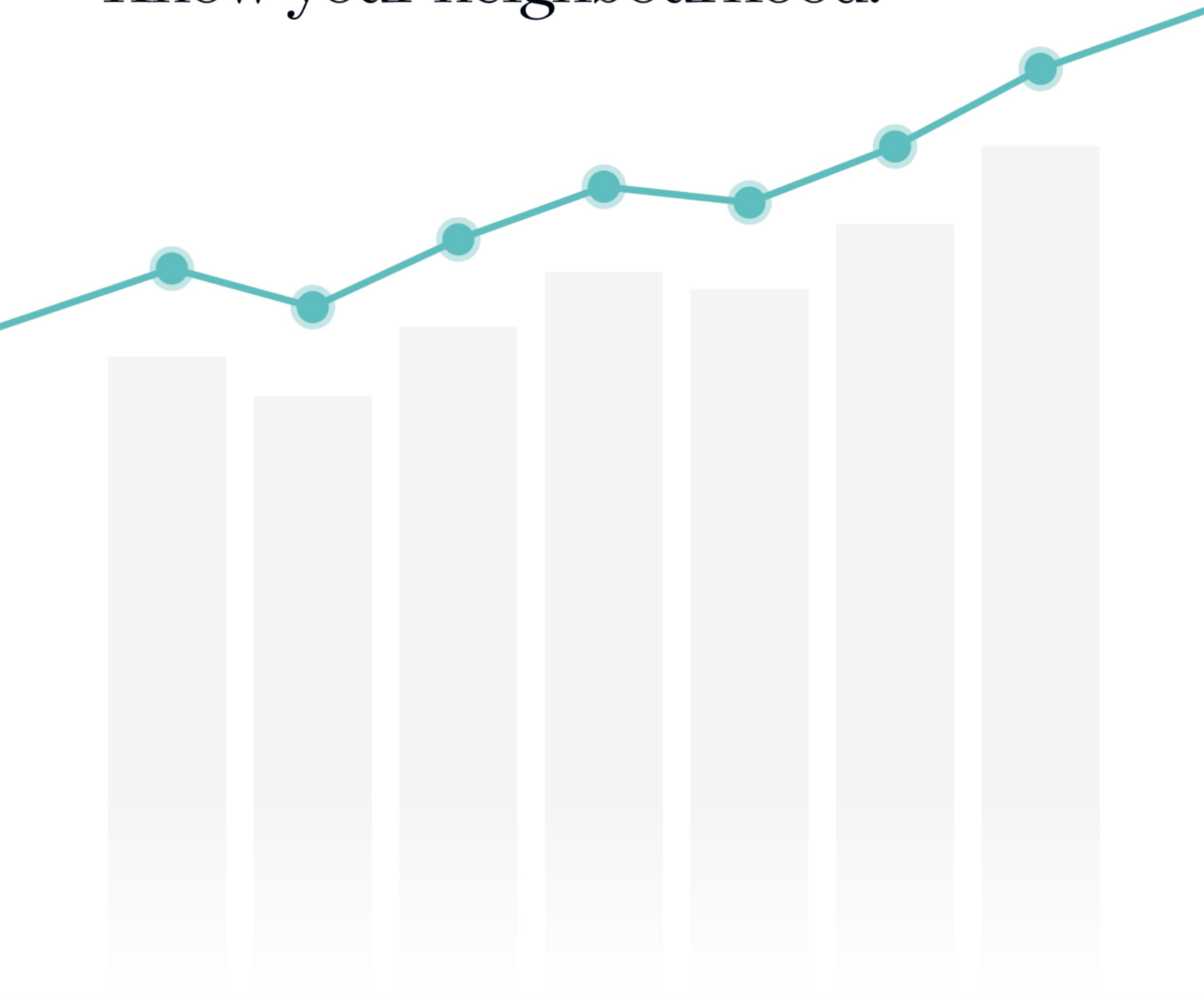


Suburb Report

Know your neighbourhood.



Property Prices

Median House Price*

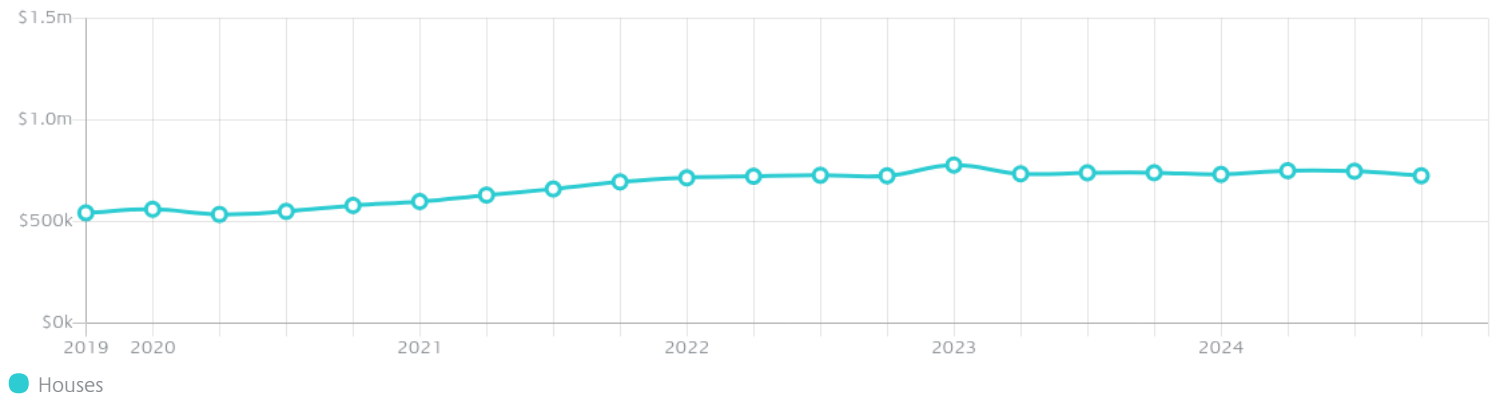
Median

\$725k

Quarterly Price Change

-3.01% ↓

Quarterly Price Change*



Surrounding Suburbs

Median House Sale Price*



Sales Snapshot

Sale Method^{*}



● Private 100%

Median Days on Market[^]

111 days

Average Hold Period^{*}

6.3 years

Insights

Dwelling Type[^]



● Houses 93% ● Units 7%

Ownership[^]



● Owned Outright 54% ● Mortgaged 27% ● Rented 18%

Population[^]

7,506

Median Asking Rent per week^{*}

\$475

Population Growth[^]

11.08%

Rental Yield^{*}

3.31%

Median Age[^]













52 years

Median Household Size[^]













2 people

Sold Properties~













Discover a snapshot of the most recent results for this suburb, to view the full 12 months of sales history, please go to jellisraig.com.au/suburbinsights

Address	Bedrooms	Type	Price	Sold
 4 Domain Dr CASTLEMAINE	2	House	\$782,500	17 Feb 2025
 53 Gingell St Castlemaine	3	House	\$875,000	14 Feb 2025
 92 Lyttleton St Castlemaine	2	House	\$875,000	13 Feb 2025
 7 Campbell St Castlemaine	3	House	\$1,035,000	10 Feb 2025
 28-30 Burnett Rd Castlemaine	4	House	\$1,600,000	07 Feb 2025
 58a Duke St Castlemaine	3	House	\$575,000	05 Feb 2025
 51 Farnsworth St Castlemaine	3	House	\$810,000	31 Jan 2025
 30 Blakeley Rd Castlemaine	2	House	\$665,000	29 Jan 2025
 337 Barker St Castlemaine	5	House	\$800,000	29 Jan 2025
 1/8 Halford St CASTLEMAINE	2	Unit	\$500,000	28 Jan 2025
 11 Murphy St CASTLEMAINE	3	House	\$655,000	28 Jan 2025
 39 Happy Valley Rd Castlemaine	3	House	\$476,000	23 Jan 2025

Sold Properties~

Address	Bedrooms	Type	Price	Sold
 9 Saint St Castlemaine	4	House	\$1,220,000	22 Jan 2025
 13 Thomas St Castlemaine	3	House	\$840,000	21 Jan 2025
 16 Montgomery St Castlemaine	3	House	\$630,000	06 Jan 2025
 53 Elizabeth St Castlemaine	3	House	\$635,000	06 Jan 2025
 5 Vincent St Castlemaine	3	House	\$1,162,500	04 Jan 2025
 47C Brown St Castlemaine	3	House	\$749,000	21 Dec 2024
 99 Hargraves St Castlemaine	3	House	\$830,000	20 Dec 2024
 29 Berkeley St Castlemaine	3	House	\$700,000	19 Dec 2024
 95a Johnstone St Castlemaine	2	House	\$480,000	12 Dec 2024
 72 Fletcher St Castlemaine	3	House	\$640,000	11 Dec 2024
 5 Ray St Castlemaine	3	House	\$685,000	11 Dec 2024
 283 BARKER St CASTLEMAINE	6	House	\$1,375,000	11 Dec 2024

Sold Properties~

Address	Bedrooms	Type	Price	Sold
 7 Lawrence St Castlemaine	2	House	\$572,000	05 Dec 2024
 7-9 Doveton St Castlemaine	3	House	\$797,000	05 Dec 2024
 19a Urquhart St Castlemaine	4	House	\$890,000	03 Dec 2024
 43 Fletcher St Castlemaine	3	House	\$710,000	29 Nov 2024
 7 Doveton St Castlemaine	2	House	\$797,000	29 Nov 2024
 4 James St Castlemaine	3	House	\$1,230,000	29 Nov 2024
 13 Ray St CASTLEMAINE	3	House	\$610,000	28 Nov 2024
 19 Ray St Castlemaine	3	House	\$675,000	28 Nov 2024
 18/19 Reckleben St Castlemaine	2	House	\$740,000	28 Nov 2024
 19 Froomes Rd Castlemaine	1	House	\$780,000	28 Nov 2024
 322 Barker St Castlemaine	4	House	\$865,000	21 Nov 2024
 34 Etty St Castlemaine	3	House	\$698,000	21 Nov 2024

Jellis Craig

Castlemaine Office
164 Barker Street, Castlemaine
03 5472 1155

jellisraig.com.au

Data is current as of PDF generation date 01/03/2025

* Updated Quarterly for the past 12 months

^ Updated daily for the past quarter

~ Updated daily: 33 recent results.

This publication contains data, analytics, statistics and other information supplied by PROPERTYDATAONLINE PTY LTD (PropertyData). The data provided in this publication is of a general nature and should not be construed as specific advice or relied upon in lieu of appropriate professional advice.

PropertyData relies upon data supplied by third parties and while the data is checked and reviewed, PropertyData does not warrant the accuracy or completeness of the information to the full extent permitted by the law and excludes all loss or damage howsoever arising (including through negligence) in connection with the data supplied by PropertyData. The State of Victoria owns the copyright in the Property Sales Data and reproduction of that data in any way without the consent of the State of Victoria will constitute a breach of the Copyright Act 1968 (cth). The State of Victoria does not warrant the accuracy or completeness of the Property Sales Data and any person using or relying upon such information does so on the basis that the State of Victoria accepts no responsibility or liability whatsoever for any errors, faults, defects or omissions in the information supplied.