

# JellisCraig

CASTLEMAINE

# Suburb Report

Know your neighbourhood.



CASTLEMAINE SUBURB REPORT

Median House Price\*

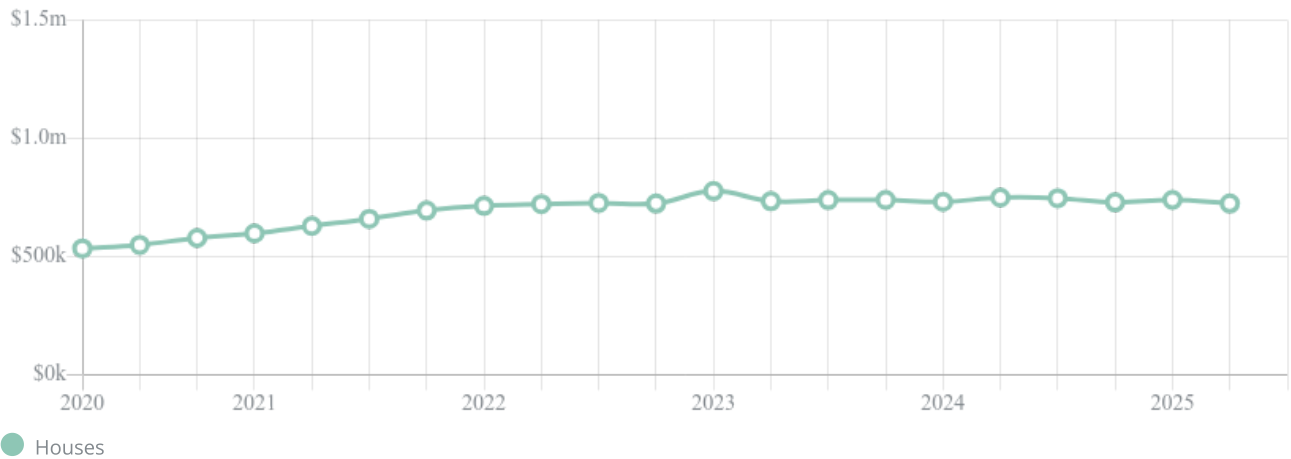
Median

\$725k

Quarterly Price Change

-2.02% ↓

Quarterly Price Change\*



Median House Sale Price\*



## CASTLEMAINE SUBURB REPORT

Sale Method<sup>\*</sup>

● Private 100%

Median Days on Market<sup>^</sup>

77 days

Average Hold Period<sup>\*</sup>

6.3 years

Dwelling Type<sup>^</sup>

● Houses 93% ● Units 7%

Ownership<sup>^</sup>

● Owned Outright 54% ● Mortgaged 27% ● Rented 18%

Population<sup>^</sup>

7,506

Median Asking Rent per week<sup>\*</sup>

\$495

Population Growth<sup>^</sup>

11.08%

Rental Yield<sup>\*</sup>

3.31%

Median Age<sup>^</sup>











52 years

Median Household Size<sup>^</sup>











2 people

## CASTLEMAINE SUBURB REPORT











Discover a snapshot of the most recent results for this suburb, to view the full 12 months of sales history, please go to [jellisraig.com.au/suburbinsights](http://jellisraig.com.au/suburbinsights)

Address	Bedrooms	Type	Price	Sold
 46a Campbell St CASTLEMAINE	3	House	\$950,000	28 Aug 2025
 156 Hargraves St Castlemaine	5	House	\$995,000	25 Aug 2025
 12 Andrew St Castlemaine	3	House	\$828,000	25 Aug 2025
 115 Gingell St Castlemaine	4	House	\$1,475,000	23 Aug 2025
 4 Robertson Av Castlemaine	0	Land	\$775,000	15 Aug 2025
 139-143 Mostyn St Castlemaine	3	House	\$1,500,000	12 Aug 2025
 46 Mcgrath St Castlemaine	3	House	\$650,000	06 Aug 2025
 10 Langdon St Castlemaine	0	Land	\$400,000	05 Aug 2025
 1a Britton St Castlemaine	2	House	\$845,000	05 Aug 2025
 19a Hargraves St Castlemaine	2	House	\$809,000	01 Aug 2025

## CASTLEMAINE SUBURB REPORT

Address	Bedrooms	Type	Price	Sold
 85 Blakeley Rd Castlemaine	4	House	\$895,000	31 Jul 2025
 5 Parkview Cl Castlemaine	3	House	\$622,000	29 Jul 2025
 3 Van Heurck St Castlemaine	4	House	\$750,000	25 Jul 2025
 17 Gainsborough St Castlemaine	3	House	\$720,000	21 Jul 2025
 3 Preshaw St Castlemaine	2	House	\$760,000	17 Jul 2025
 95 Hargraves St CASTLEMAINE	4	House	\$1,075,000	17 Jul 2025
 33 Mcgrath St Castlemaine	2	House	\$415,000	17 Jul 2025
 7a Stewart St Castlemaine	2	House	\$739,000	10 Jul 2025
 3 Wimble St Castlemaine	3	House	\$925,000	10 Jul 2025
 32 Wilkie St CASTLEMAINE	4	House	\$1,590,000	10 Jul 2025

## CASTLEMAINE SUBURB REPORT

Address	Bedrooms	Type	Price	Sold
 126 Johnstone St Castlemaine	3	House	\$600,000	09 Jul 2025
 73 Lyttleton St Castlemaine	2	House	\$590,000	08 Jul 2025
 335 Barker St Castlemaine	2	House	\$590,000	08 Jul 2025
 11 Adams St Castlemaine	2	House	\$510,000	03 Jul 2025
 18b Shadforth St Castlemaine	4	House	\$720,000	30 Jun 2025
 22 Hunter St CASTLEMAINE	3	House	\$1,010,000	27 Jun 2025
 94 Farnsworth St Castlemaine	2	House	\$520,000	26 Jun 2025
 51 Berkeley St Castlemaine	4	House	\$1,400,000	20 Jun 2025
 26 Urquhart St Castlemaine	4	House	\$970,000	20 Jun 2025
 14 View St Castlemaine	3	House	\$650,000	05 Jun 2025



Castlemaine Office  
164 Barker Street, Castlemaine  
03 5472 1155

[jellisraig.com.au](http://jellisraig.com.au)

Data is current as of PDF generation date 01/09/2025

\* Updated Quarterly for the past 12 months

^ Updated daily for the past quarter

~ Updated daily: 33 recent results.

This publication contains data, analytics, statistics and other information supplied by PROPERTYDATAONLINE PTY LTD (PropertyData). The data provided in this publication is of a general nature and should not be construed as specific advice or relied upon in lieu of appropriate professional advice.

PropertyData relies upon data supplied by third parties and while the data is checked and reviewed, PropertyData does not warrant the accuracy or completeness of the information to the full extent permitted by the law and excludes all loss or damage howsoever arising (including through negligence) in connection with the data supplied by PropertyData. The State of Victoria owns the copyright in the Property Sales Data and reproduction of that data in any way without the consent of the State of Victoria will constitute a breach of the Copyright Act 1968 (cth). The State of Victoria does not warrant the accuracy or completeness of the Property Sales Data and any person using or relying upon such information does so on the basis that the State of Victoria accepts no responsibility or liability whatsoever for any errors, faults, defects or omissions in the information supplied.