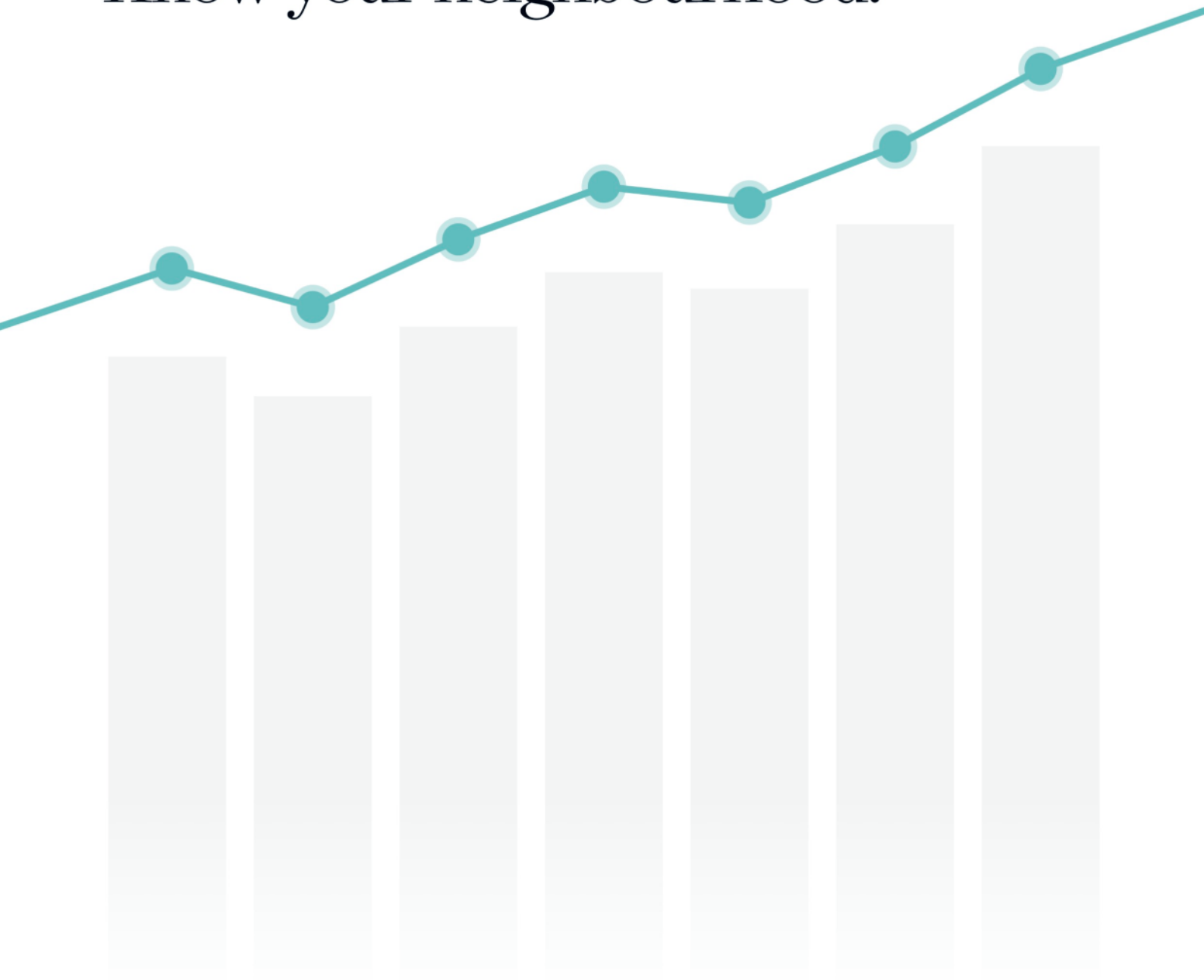


Suburb Report

Know your neighbourhood.



Property Prices

Median House Price*

Median
\$1.26m

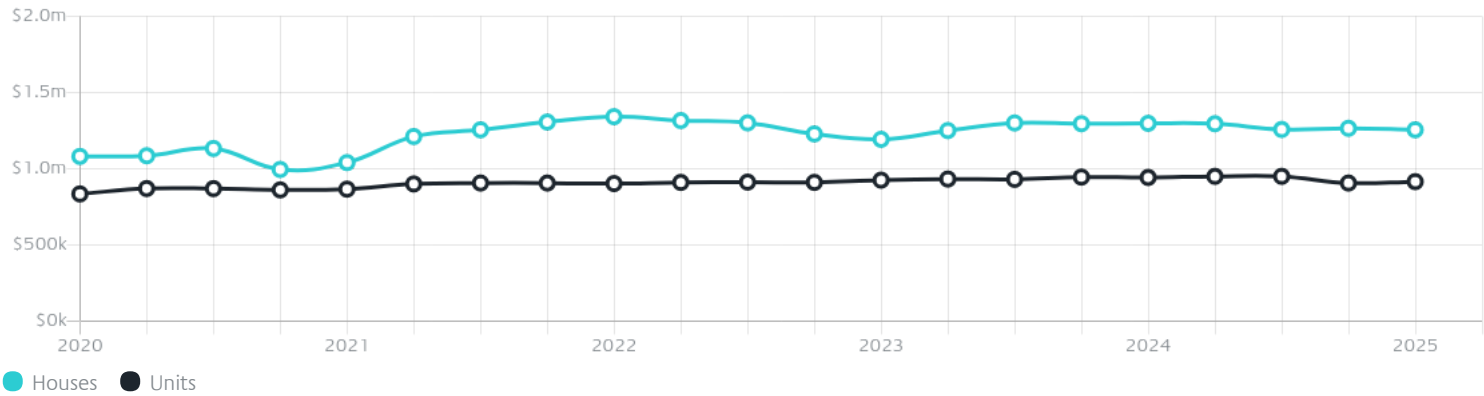
Quarterly Price Change
-0.79% ↓

Median Unit Price*

Median
\$915k

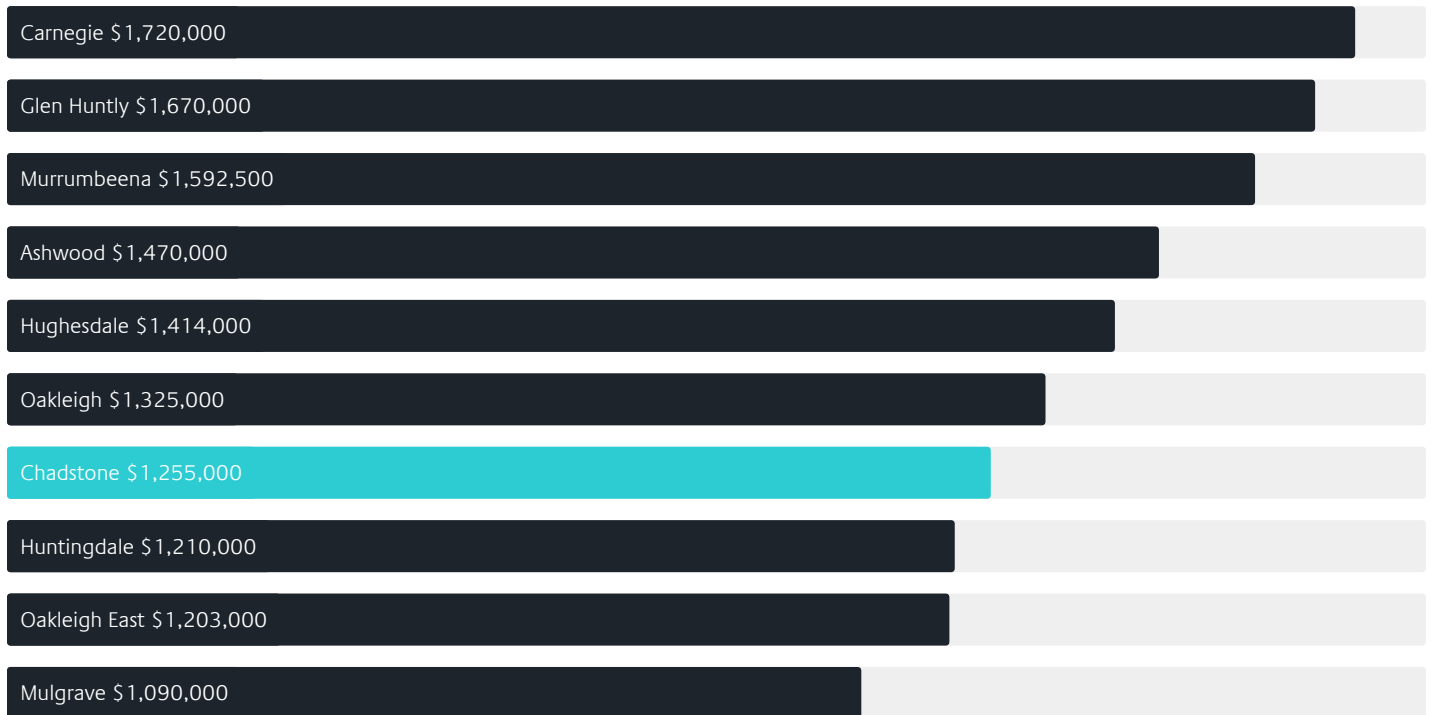
Quarterly Price Change
0.99% ↑

Quarterly Price Change*

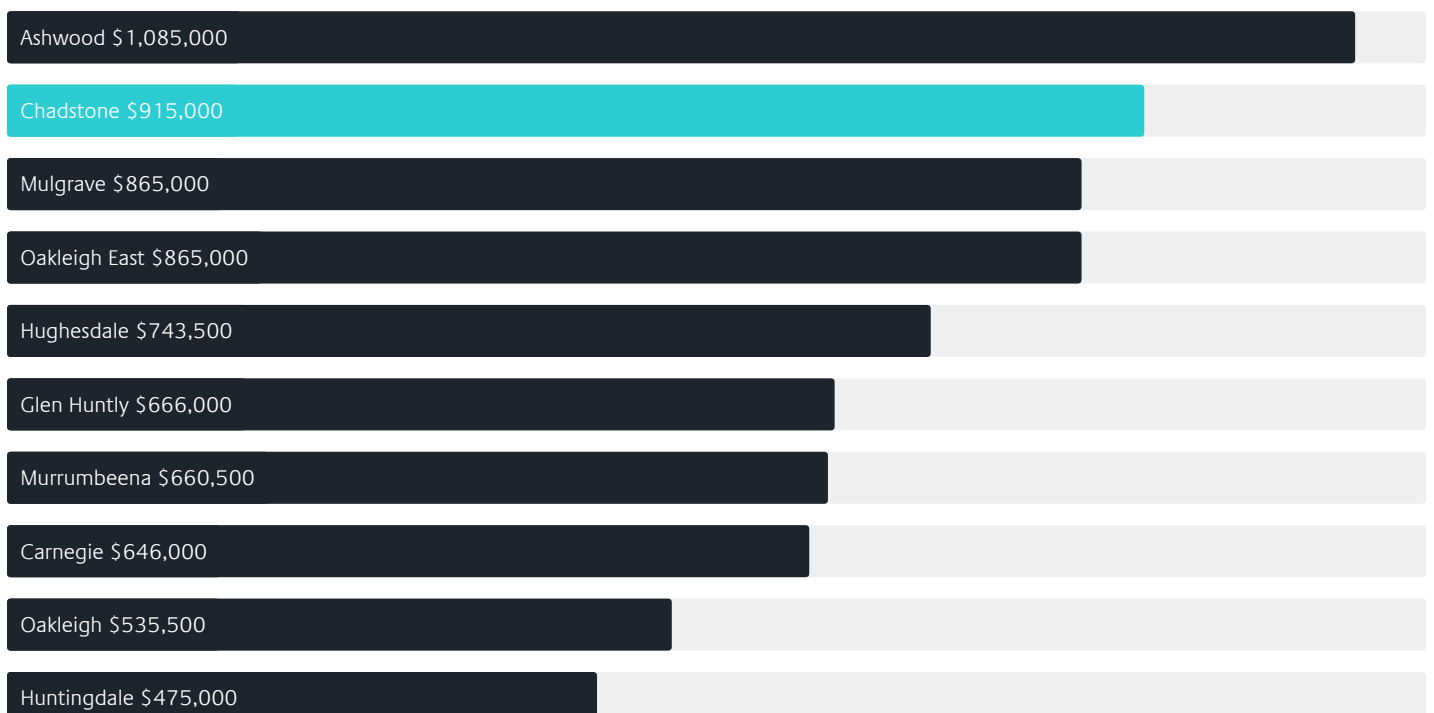


Surrounding Suburbs

Median House Sale Price*



Median Unit Sale Price*



Sales Snapshot

Sale Method*



● Auction 61%
● Private 39%

Auction Clearance Rate*

91.67%

Median Days on Market^

34 days

Average Hold Period*

6.4 years

Insights

Dwelling Type^



● Houses 55% ● Units 45%

Ownership^



● Owned Outright 27% ● Mortgaged 36% ● Rented 37%

Population^

9,552

Median Asking Rent per week*

\$600

Population Growth^

10.54%

Rental Yield*

2.49%

Median Age^













35 years

Median Household Size^













2.5 people

Sold Properties~













Discover a snapshot of the most recent results for this suburb, to view the full 12 months of sales history, please go to jellisraig.com.au/suburbinsights

Address	Bedrooms	Type	Price	Sold
 126 Power Av Chadstone	3	House	\$1,200,000	17 Jun 2025
 115 Power Av Chadstone	3	House	\$1,140,000	15 Jun 2025
 3/13 Hiscock St Chadstone	4	Townhouse	\$1,410,000	14 Jun 2025
 16/32 Adrian St Chadstone	3	Townhouse	\$920,000	14 Jun 2025
 421/70 Batesford Rd Chadstone	2	Apartment	\$422,500	13 Jun 2025
 29 Carramar St Chadstone	7	House	\$2,830,000	07 Jun 2025
 1/5 Weabra Ct Chadstone	3	Unit	\$670,000	05 Jun 2025
 105/70 Batesford Rd Chadstone	1	Apartment	\$332,500	05 Jun 2025
 2/4 Weabra Ct Chadstone	3	Townhouse	\$1,245,000	31 May 2025
 5a Collins St Chadstone	5	Townhouse	\$1,375,000	31 May 2025
 2/21 Timmings St Chadstone	3	Townhouse	\$950,000	30 May 2025
 507/70 Batesford Rd Chadstone	1	Unit	\$325,000	30 May 2025

Sold Properties~

Address	Bedrooms	Type	Price	Sold
 2/39 Jindabyne Av Chadstone	4	Townhouse	\$1,171,000	30 May 2025
 74b Waverley Rd Chadstone	4	Townhouse	\$1,280,000	27 May 2025
 2/34 Grandview Rd Chadstone	4	House	\$1,658,000	24 May 2025
 7 Terrigal St Chadstone	4	House	\$1,350,500	24 May 2025
 1/6 Mudgee Ct Chadstone	3	House	\$915,000	24 May 2025
 5 Adrian St Chadstone	4	House	\$1,115,000	13 May 2025
 12 Waverley Rd Chadstone	3	House	\$950,000	09 May 2025
 4/21 Cabena Cr Chadstone	2	Flat/Unit/Apartment	\$780,000	03 May 2025
 2/7 Stapley Cr Chadstone	4	Townhouse	\$1,155,000	02 May 2025
 33b Westbrook St Chadstone	4	House	\$1,390,000	30 Apr 2025
 231/70 Batesford Rd Chadstone	2	Apartment	\$418,000	26 Apr 2025
 1/35 Timmings St Chadstone	3	Unit	\$750,000	24 Apr 2025

Sold Properties~

Address	Bedrooms	Type	Price	Sold
 22/32 Adrian St Chadstone	4	Townhouse	\$1,056,000	23 Apr 2025
 13 Woonah St CHADSTONE	2	House	\$971,000	22 Apr 2025
 2/15 Evans St Chadstone	2	Unit	\$760,000	16 Apr 2025
 625/70 Batesford Rd Chadstone	2	Apartment	\$420,000	16 Apr 2025
 337/70 Batesford Rd Chadstone	1	Apartment	\$330,500	15 Apr 2025
 1/12 Thurloo St Chadstone	4	Townhouse	\$1,235,000	12 Apr 2025
 1/135 Waverley Rd CHADSTONE	3	Townhouse	\$1,061,500	12 Apr 2025
 1/53 Atkinson St Chadstone	3	Unit	\$861,000	12 Apr 2025
 53 Aikman Cr Chadstone	5	House	\$2,968,000	09 Apr 2025
 51 Aikman Cr Chadstone	3	House	\$1,430,000	05 Apr 2025
 25 Beckett St Chadstone	4	Townhouse	\$1,502,000	05 Apr 2025
 99 Power Av Chadstone	2	House	\$1,040,000	05 Apr 2025



Please contact your local Jellis Craig office

jelliscraig.com.au

Data is current as of PDF generation date 01/07/2025

* Updated Quarterly for the past 12 months

^ Updated daily for the past quarter

~ Updated daily: 33 recent results.

This publication contains data, analytics, statistics and other information supplied by PROPERTYDATAONLINE PTY LTD (PropertyData). The data provided in this publication is of a general nature and should not be construed as specific advice or relied upon in lieu of appropriate professional advice.

PropertyData relies upon data supplied by third parties and while the data is checked and reviewed, PropertyData does not warrant the accuracy or completeness of the information to the full extent permitted by the law and excludes all loss or damage howsoever arising (including through negligence) in connection with the data supplied by PropertyData. The State of Victoria owns the copyright in the Property Sales Data and reproduction of that data in any way without the consent of the State of Victoria will constitute a breach of the Copyright Act 1968 (cth). The State of Victoria does not warrant the accuracy or completeness of the Property Sales Data and any person using or relying upon such information does so on the basis that the State of Victoria accepts no responsibility or liability whatsoever for any errors, faults, defects or omissions in the information supplied.