

Suburb Report

Know your neighbourhood.



Property Prices

Median House Price*

Median

\$1.27m

Quarterly Price Change

0.59% ↑

Median Unit Price*

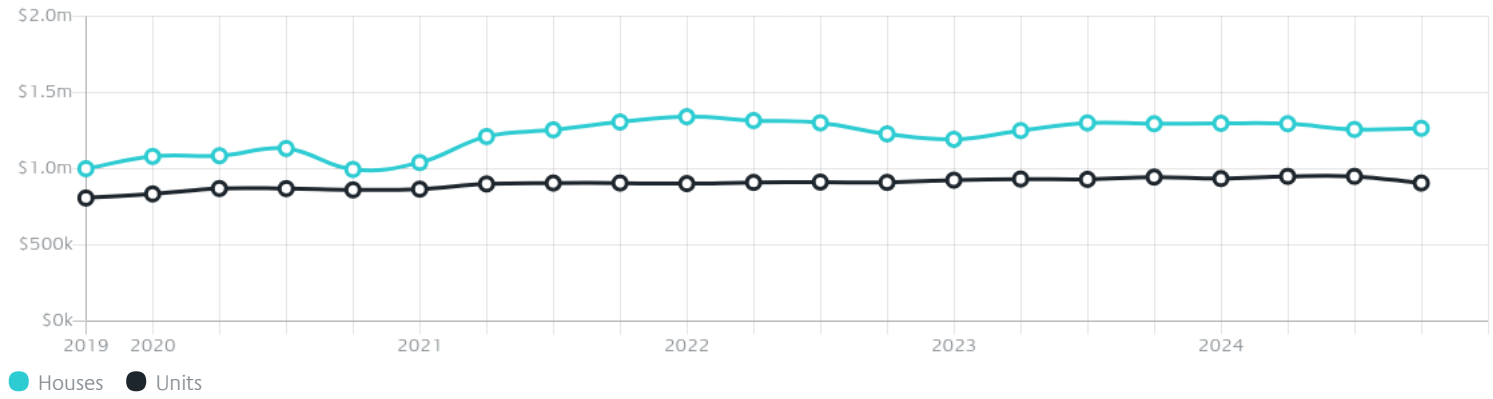
Median

\$906k

Quarterly Price Change

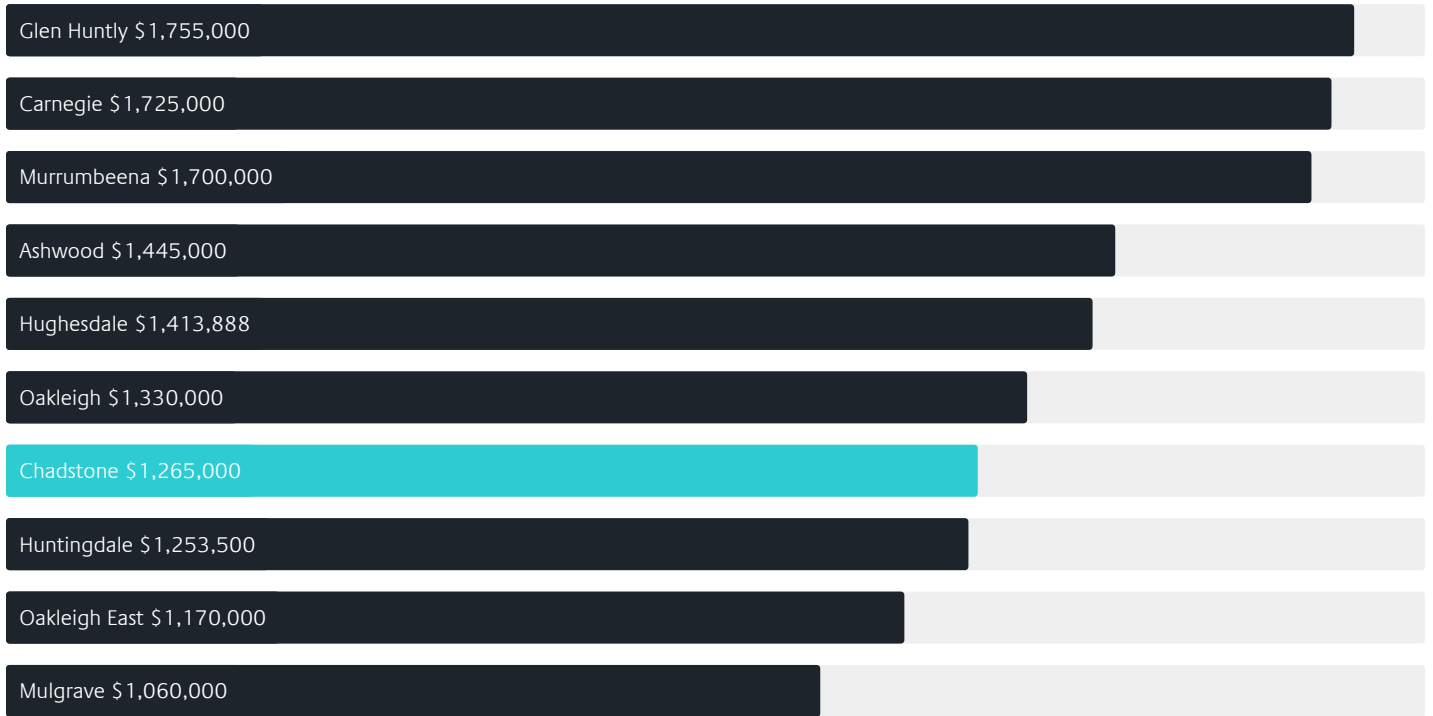
-4.63% ↓

Quarterly Price Change*



Surrounding Suburbs

Median House Sale Price*



Median Unit Sale Price*



Sales Snapshot

Sale Method^{*}



● Auction 53%
● Private 47%

Auction Clearance Rate^{*}

93.75%

Median Days on Market[^]

34 days

Average Hold Period^{*}

6.4 years

Insights

Dwelling Type[^]



● Houses 55% ● Units 45%

Ownership[^]



● Owned Outright 27% ● Mortgaged 36% ● Rented 37%

Population[^]

9,552

Median Asking Rent per week^{*}

\$600

Population Growth[^]

10.54%

Rental Yield^{*}

2.49%

Median Age[^]













35 years

Median Household Size[^]













2.5 people

Sold Properties~













Discover a snapshot of the most recent results for this suburb, to view the full 12 months of sales history, please go to jellisraig.com.au/suburbinsights

Address	Bedrooms	Type	Price	Sold
 11B Drummond St Chadstone	3	Townhouse	\$1,155,000	22 Feb 2025
 34 Margot St Chadstone	3	House	\$1,180,000	08 Feb 2025
 123 Waverley Rd Chadstone	4	House	\$1,725,000	06 Feb 2025
 1/77 Atkinson St Chadstone	3	Townhouse	\$1,070,000	24 Jan 2025
 2/21 Stapley Cr Chadstone	3	Townhouse	\$955,000	21 Jan 2025
 317/70 Batesford Rd Chadstone	2	Apartment	\$400,000	08 Jan 2025
 1/30 Hiscock St Chadstone	4	Townhouse	\$1,230,000	21 Dec 2024
 6/2 Kelly St Chadstone	2	Unit	\$610,000	17 Dec 2024
 1/1 Margot St Chadstone	3	Unit	\$800,000	17 Dec 2024
 14 Elmtree Tce Chadstone	3	House	\$990,000	11 Dec 2024
 105/21 Collins St Chadstone	2	Apartment	\$439,000	10 Dec 2024
 66 Waverley Rd Chadstone	3	House	\$1,630,000	09 Dec 2024

Sold Properties~

Address	Bedrooms	Type	Price	Sold
 233/70 Batesford Rd Chadstone	2	Apartment	\$435,000	03 Dec 2024
 15 Drummond St Chadstone	3	House	\$840,000	02 Dec 2024
 1/111 Waverley Rd Chadstone	2	Townhouse	\$762,500	29 Nov 2024
 26 Waverley Rd Chadstone	3	House	\$1,080,000	28 Nov 2024
 1 Beatrice Av Chadstone	3	House	\$1,535,000	28 Nov 2024
 42 Collins St Chadstone	3	House	\$970,100	23 Nov 2024
 108/70 Batesford Rd Chadstone	1	Apartment	\$310,000	22 Nov 2024
 2/15 Collins St Chadstone	2	Unit	\$798,888	21 Nov 2024
 520/70 Batesford Rd Chadstone	2	Strata Unit/Flat	\$402,000	18 Nov 2024
 4 Outlook Ct Chadstone	5	House	\$1,600,000	18 Nov 2024
 2/15 Hillcrest Av Chadstone	2	Unit	\$825,000	15 Nov 2024
 156 Power Av Chadstone	4	House	\$1,100,880	15 Nov 2024

Sold Properties~

Address	Bedrooms	Type	Price	Sold
 1/23 Jindabyne Av Chadstone	2	Unit	\$701,000	12 Nov 2024
 30 Stapley Cr Chadstone	4	House	\$1,450,000	12 Nov 2024
 12 Murphy St Chadstone	4	Townhouse	\$1,262,000	09 Nov 2024
 227/70 Batesford Rd Chadstone	2	Strata Unit/Flat	\$415,000	04 Nov 2024
 3/21 Timmings St Chadstone	3	Townhouse	\$915,000	03 Nov 2024
 305/19 Collins St Chadstone	2	Apartment	\$455,000	02 Nov 2024
 402/70 Batesford Rd Chadstone	1	Strata Unit/Flat	\$320,000	01 Nov 2024
 517/70 Batesford Rd Chadstone	2	Apartment	\$393,800	28 Oct 2024
 21 Aikman Cr Chadstone	4	House	\$1,486,000	26 Oct 2024
 159 Power Av Chadstone	5	House	\$2,365,500	26 Oct 2024
 13c Vision St Chadstone	2	Townhouse	\$922,000	26 Oct 2024
 11 Margot St Chadstone	3	Unit	\$890,888	25 Oct 2024



Please contact your local Jellis Craig office

jelliscraig.com.au

Data is current as of PDF generation date 01/03/2025

* Updated Quarterly for the past 12 months

^ Updated daily for the past quarter

~ Updated daily: 33 recent results.

This publication contains data, analytics, statistics and other information supplied by PROPERTYDATAONLINE PTY LTD (PropertyData). The data provided in this publication is of a general nature and should not be construed as specific advice or relied upon in lieu of appropriate professional advice.

PropertyData relies upon data supplied by third parties and while the data is checked and reviewed, PropertyData does not warrant the accuracy or completeness of the information to the full extent permitted by the law and excludes all loss or damage howsoever arising (including through negligence) in connection with the data supplied by PropertyData. The State of Victoria owns the copyright in the Property Sales Data and reproduction of that data in any way without the consent of the State of Victoria will constitute a breach of the Copyright Act 1968 (cth). The State of Victoria does not warrant the accuracy or completeness of the Property Sales Data and any person using or relying upon such information does so on the basis that the State of Victoria accepts no responsibility or liability whatsoever for any errors, faults, defects or omissions in the information supplied.