

# JellisCraig

CHARLEMONT

# Suburb Report

Know your neighbourhood.



CHARLEMONT SUBURB REPORT

Median House Price\*

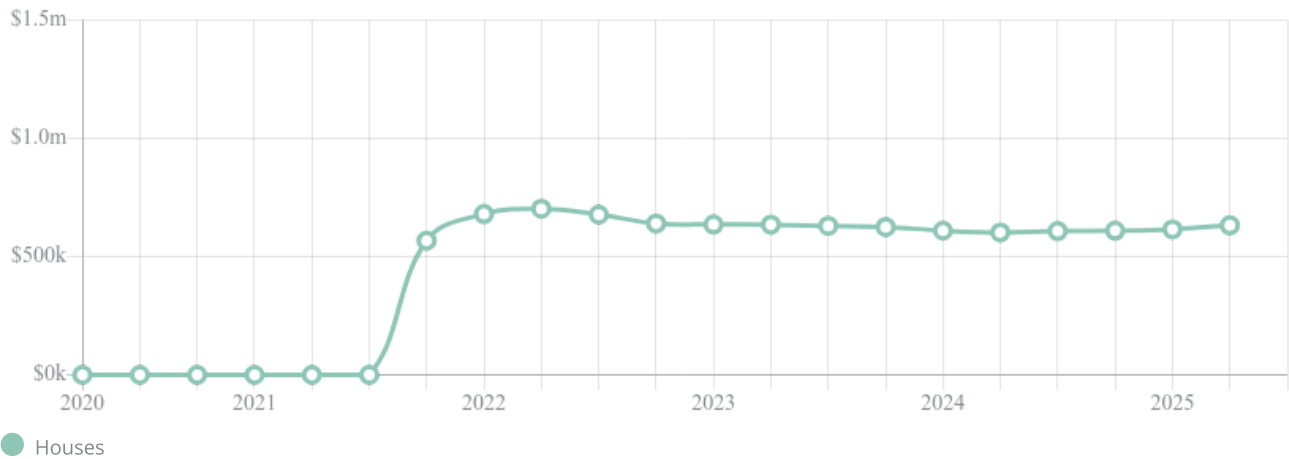
Median

\$633k

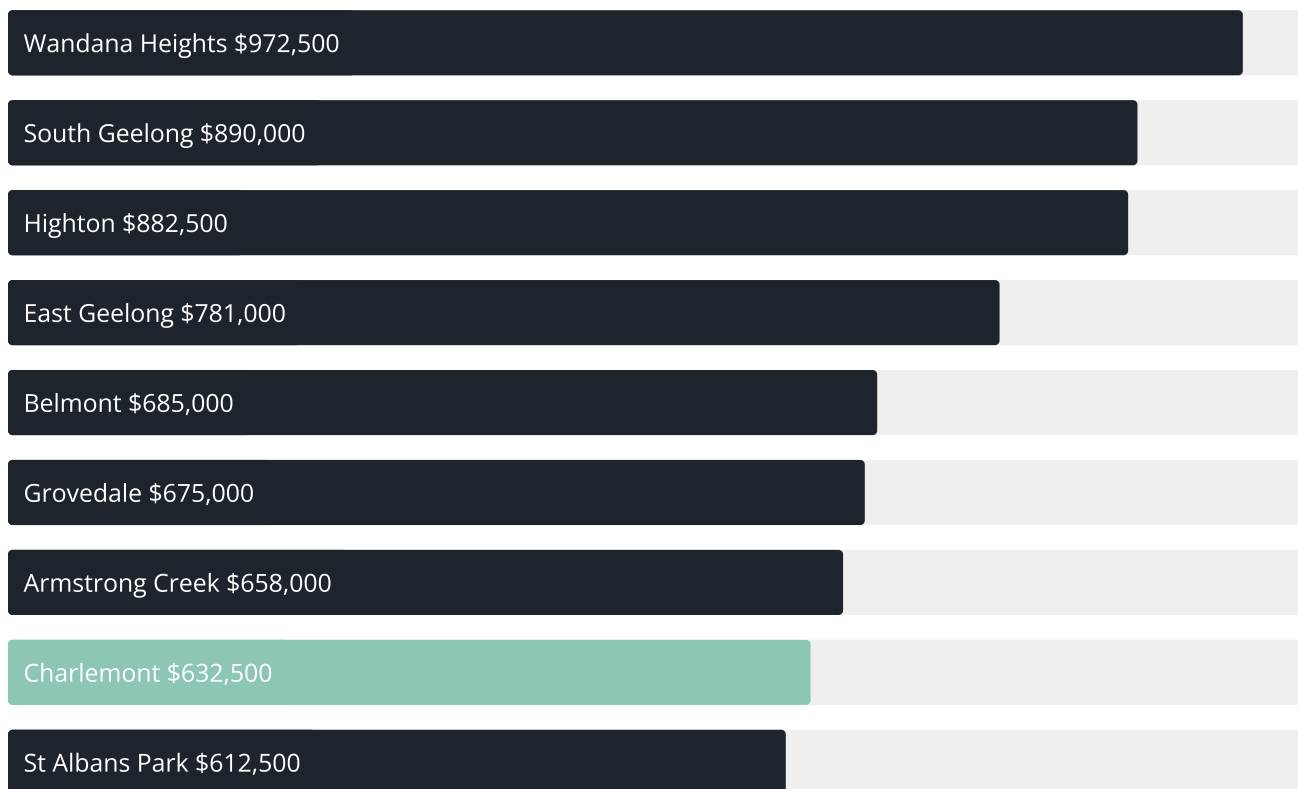
Quarterly Price Change

2.76% ↑

Quarterly Price Change\*



## CHARLEMONT SUBURB REPORT

Median House Sale Price<sup>\*</sup>Median Unit Sale Price<sup>\*</sup>

## CHARLEMONT SUBURB REPORT

Sale Method<sup>\*</sup>

● Private 100%

Median Days on Market<sup>^</sup>

29 days

Average Hold Period<sup>\*</sup>

2.6 years

Dwelling Type<sup>^</sup>

● Houses 98% ● Units 2%

Ownership<sup>^</sup>

● Owned Outright 11% ● Mortgaged 64% ● Rented 25%

Population<sup>^</sup>

2,612

Median Asking Rent per week<sup>\*</sup>

\$510

Median Age<sup>^</sup>

29 years

Rental Yield<sup>\*</sup>











4.25%

Median Household Size<sup>^</sup>











2.5 people

## CHARLEMONT SUBURB REPORT











Discover a snapshot of the most recent results for this suburb, to view the full 12 months of sales history, please go to [jellisicraig.com.au/suburbinsights](https://jellisicraig.com.au/suburbinsights)

Address	Bedrooms	Type	Price	Sold
 69 Munro Dr Charlemont	4	House	\$590,000	29 Jul 2025
 37 Scullin Rd Charlemont	4	House	\$780,000	22 Jul 2025
 25 Flannery Cirt Charlemont	3	House	\$615,000	19 Jul 2025
 1 Crestview St Charlemont	4	House	\$820,000	15 Jul 2025
 14 Rotunno Dr Charlemont	4	House	\$665,000	03 Jul 2025
 33 Flannery Cirt Charlemont	4	House	\$690,000	03 Jul 2025
 15 Parkes Av Charlemont	4	House	\$682,500	02 Jul 2025
 3 Edwin St Charlemont	3	House	\$605,000	01 Jul 2025
 23 Beaumont Av Charlemont	3	House	\$617,500	25 Jun 2025
 34-36 Beaumont Av Charlemont	3	House	\$570,000	25 Jun 2025

## CHARLEMONT SUBURB REPORT

Address	Bedrooms	Type	Price	Sold
 42 Scottsdale St Charlemont	4	House	\$647,500	18 Jun 2025
 6 Yildiz St Charlemont	4	House	\$655,000	18 Jun 2025
 176 Sparrovale Rd Charlemont	3	House	\$570,000	17 Jun 2025
 56 Arnold Cirt Charlemont	3	House	\$610,000	17 Jun 2025
 35 Naughtin Cirt Charlemont	4	House	\$771,000	12 Jun 2025
 12 Flannery Cirt Charlemont	3	House	\$590,000	11 Jun 2025
 10 Mattnick Blvd Charlemont	4	House	\$719,000	10 Jun 2025
 5 Burgenstein Dr Charlemont	3	House	\$675,000	02 Jun 2025
 7 Snow St Charlemont	4	House	\$720,000	30 May 2025
 39 Barbra Dr Charlemont	3	House	\$552,500	22 May 2025

## CHARLEMONT SUBURB REPORT

Address	Bedrooms	Type	Price	Sold
 44 Meereen St Charlemont	3	House	\$650,000	21 May 2025
 17 Everton Cr Charlemont	4	House	\$1,220,000	21 May 2025
 41 Flannery Cirt Charlemont	3	House	\$605,000	19 May 2025
 4 Farmington St Charlemont	3	House	\$530,000	15 May 2025
 22 Audrey St Charlemont	4	House	\$707,000	13 May 2025
 11 Worn Rd Charlemont	4	House	\$745,000	08 May 2025
 39 Frost Dr Charlemont	4	House	\$670,000	05 May 2025
 14 Bramley Av Charlemont	4	House	\$730,000	03 May 2025
 53 Arnold Cirt Charlemont	4	House	\$645,000	02 May 2025
 43 Orland Cirt Charlemont	3	House	\$565,000	29 Apr 2025



Geelong Office  
205 Pakington Street, Geelong West  
(03) 5222 7772

[jellisrcraig.com.au](http://jellisrcraig.com.au)

Data is current as of PDF generation date 10/08/2025

\* Updated Quarterly for the past 12 months

^ Updated daily for the past quarter

~ Updated daily: 33 recent results.

This publication contains data, analytics, statistics and other information supplied by PROPERTYDATAONLINE PTY LTD (PropertyData). The data provided in this publication is of a general nature and should not be construed as specific advice or relied upon in lieu of appropriate professional advice.

PropertyData relies upon data supplied by third parties and while the data is checked and reviewed, PropertyData does not warrant the accuracy or completeness of the information to the full extent permitted by the law and excludes all loss or damage howsoever arising (including through negligence) in connection with the data supplied by PropertyData. The State of Victoria owns the copyright in the Property Sales Data and reproduction of that data in any way without the consent of the State of Victoria will constitute a breach of the Copyright Act 1968 (cth). The State of Victoria does not warrant the accuracy or completeness of the Property Sales Data and any person using or relying upon such information does so on the basis that the State of Victoria accepts no responsibility or liability whatsoever for any errors, faults, defects or omissions in the information supplied.