

## *Suburb Report*

Know your neighbourhood.



# Property Prices

## Median House Price\*

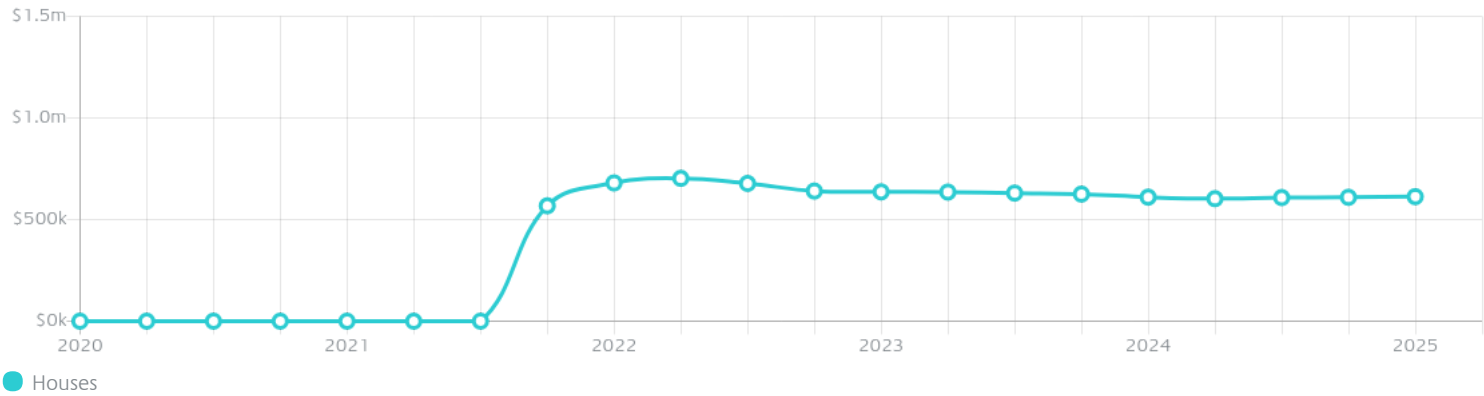
Median

\$613k

Quarterly Price Change

0.53% ↑

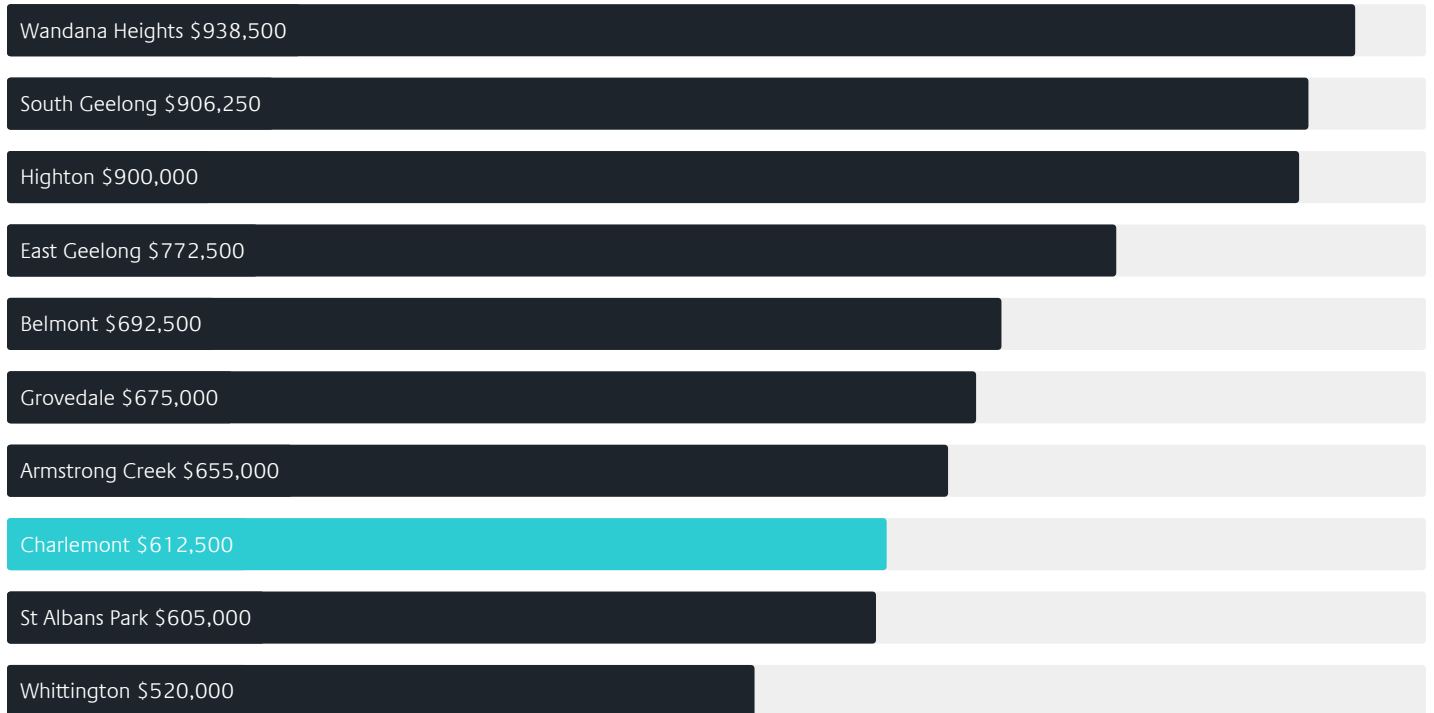
## Quarterly Price Change\*



# Surrounding Suburbs

---

## Median House Sale Price\*



## Median Unit Sale Price\*



# Sales Snapshot

## Sale Method<sup>\*</sup>



● Private 100%

## Median Days on Market<sup>^</sup>

22 days

## Average Hold Period<sup>\*</sup>

2.6 years

# Insights

## Dwelling Type<sup>^</sup>



● Houses 98% ● Units 2%

## Ownership<sup>^</sup>



● Owned Outright 11% ● Mortgaged 64% ● Rented 25%

## Population<sup>^</sup>

2,612

## Median Asking Rent per week<sup>\*</sup>

\$510

## Median Age<sup>^</sup>

29 years

## Rental Yield<sup>\*</sup>













4.25%

## Median Household Size<sup>^</sup>

2.5 people













# Sold Properties~

Discover a snapshot of the most recent results for this suburb, to view the full 12 months of sales history, please go to [jellisraig.com.au/suburbinsights](https://jellisraig.com.au/suburbinsights)













| Address   | Bedrooms | Type  | Price     | Sold        |
|---|----------|-------|-----------|-------------|
|  35 Naughtin Cirt<br>Charlemont   | 4        | House | \$771,000 | 12 Jun 2025 |
|  10 Mattnick Blvd<br>Charlemont   | 4        | House | \$719,000 | 10 Jun 2025 |
|  7 Snow St<br>Charlemont          | 4        | House | \$720,000 | 30 May 2025 |
|  39 Barbra Dr<br>Charlemont       | 3        | House | \$552,500 | 22 May 2025 |
|  44 Meereen St<br>Charlemont    | 3        | House | \$650,000 | 21 May 2025 |
|  41 Flannery Cirt<br>Charlemont | 3        | House | \$605,000 | 19 May 2025 |
|  4 Farmington St<br>Charlemont  | 3        | House | \$530,000 | 15 May 2025 |
|  22 Audrey St<br>Charlemont     | 4        | House | \$707,000 | 13 May 2025 |
|  11 Worn Rd<br>Charlemont       | 4        | House | \$745,000 | 08 May 2025 |
|  39 Frost Dr<br>Charlemont      | 4        | House | \$670,000 | 05 May 2025 |
|  14 Bramley Av<br>Charlemont    | 4        | House | \$730,000 | 03 May 2025 |
|  53 Arnold Cirt<br>Charlemont   | 4        | House | \$645,000 | 02 May 2025 |

# Sold Properties~

---

| Address  | Bedrooms | Type  | Price     | Sold        |
|--|----------|-------|-----------|-------------|
|  43 Orland Cirt<br>Charlemont      | 3        | House | \$565,000 | 29 Apr 2025 |
|  9 Bramley Av<br>Charlemont        | 4        | House | \$770,000 | 29 Apr 2025 |
|  19 Gilroy Cr<br>Charlemont        | 3        | House | \$548,000 | 28 Apr 2025 |
|  14 Fall St<br>Charlemont          | 3        | House | \$744,000 | 23 Apr 2025 |
|  77 Barbra Dr<br>Charlemont       | 4        | House | \$740,000 | 17 Apr 2025 |
|  162 Sparrovale Rd<br>Charlemont | 3        | House | \$605,000 | 15 Apr 2025 |
|  10 Ashfield Dr<br>Charlemont    | 4        | House | \$706,000 | 14 Apr 2025 |
|  146 Sparrovale Rd<br>Charlemont | 4        | House | \$630,000 | 09 Apr 2025 |
|  20 Arnold Cirt<br>Charlemont    | 3        | House | \$615,000 | 07 Apr 2025 |
|  41 Barbra Dr<br>Charlemont      | 3        | House | \$550,000 | 07 Apr 2025 |
|  20 Jimmy St<br>Charlemont       | 4        | House | \$742,000 | 04 Apr 2025 |
|  16 Lillrose Dr<br>Charlemont    | 4        | House | \$690,000 | 03 Apr 2025 |

# Sold Properties~

| Address   | Bedrooms | Type  | Price     | Sold        |
|---|----------|-------|-----------|-------------|
|  3 Hadley St<br>Charlemont        | 4        | House | \$651,000 | 01 Apr 2025 |
|  28 Baelish Dr<br>Charlemont      | 2        | House | \$565,000 | 01 Apr 2025 |
|  52 Havant Cirt<br>Charlemont     | 3        | House | \$600,000 | 31 Mar 2025 |
|  81 Munro Dr<br>Charlemont        | 3        | House | \$256,000 | 31 Mar 2025 |
|  30 Bramley Av<br>Charlemont     | 3        | House | \$625,000 | 27 Mar 2025 |
|  13 Lillrose Dr<br>Charlemont   | 3        | House | \$706,000 | 24 Mar 2025 |
|  11 Summertime Av<br>Charlemont | 4        | House | \$640,000 | 21 Mar 2025 |
|  83 Greyjoy Rd<br>Charlemont    | 3        | House | \$600,000 | 20 Mar 2025 |
|  80 Bramley Av<br>Charlemont    | 3        | House | \$515,000 | 20 Mar 2025 |
|  54 Flannery Cirt<br>Charlemont | 4        | House | \$675,000 | 13 Mar 2025 |
|  16 Rotunno Dr<br>Charlemont    | 4        | House | \$627,000 | 11 Mar 2025 |
|  9 Mattnick Blvd<br>Charlemont  | 2        | House | \$320,000 | 08 Mar 2025 |



Geelong Office  
205 Pakington Street, Geelong West  
(03) 5222 7772

[jelliscraig.com.au](http://jelliscraig.com.au)

Data is current as of PDF generation date 01/07/2025

\* Updated Quarterly for the past 12 months

^ Updated daily for the past quarter

~ Updated daily: 33 recent results.

This publication contains data, analytics, statistics and other information supplied by PROPERTYDATAONLINE PTY LTD (PropertyData). The data provided in this publication is of a general nature and should not be construed as specific advice or relied upon in lieu of appropriate professional advice.

PropertyData relies upon data supplied by third parties and while the data is checked and reviewed, PropertyData does not warrant the accuracy or completeness of the information to the full extent permitted by the law and excludes all loss or damage howsoever arising (including through negligence) in connection with the data supplied by PropertyData. The State of Victoria owns the copyright in the Property Sales Data and reproduction of that data in any way without the consent of the State of Victoria will constitute a breach of the Copyright Act 1968 (cth). The State of Victoria does not warrant the accuracy or completeness of the Property Sales Data and any person using or relying upon such information does so on the basis that the State of Victoria accepts no responsibility or liability whatsoever for any errors, faults, defects or omissions in the information supplied.