

Suburb Report

Know your neighbourhood.



Property Prices

Median House Price*

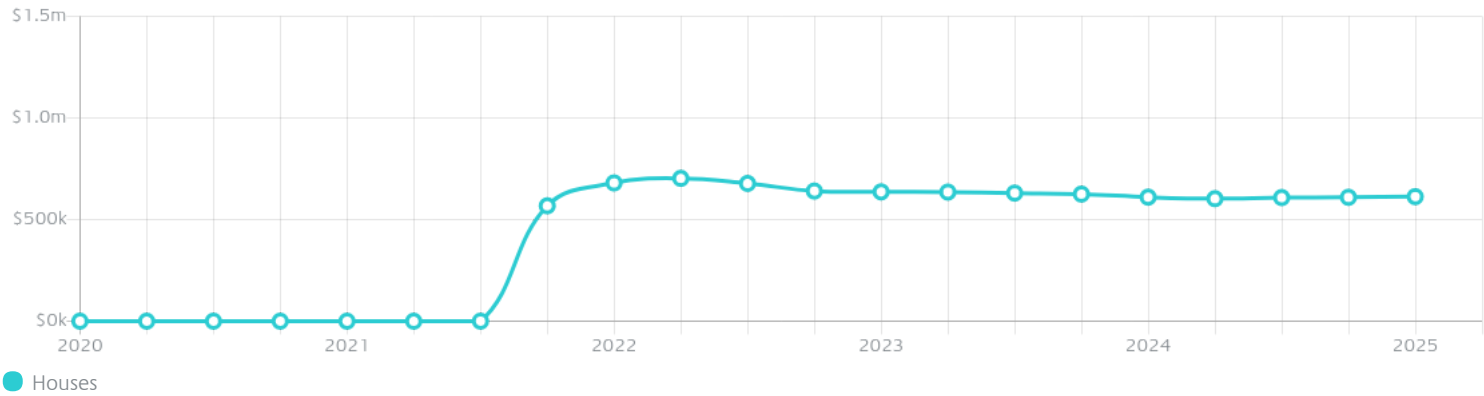
Median

\$613k

Quarterly Price Change

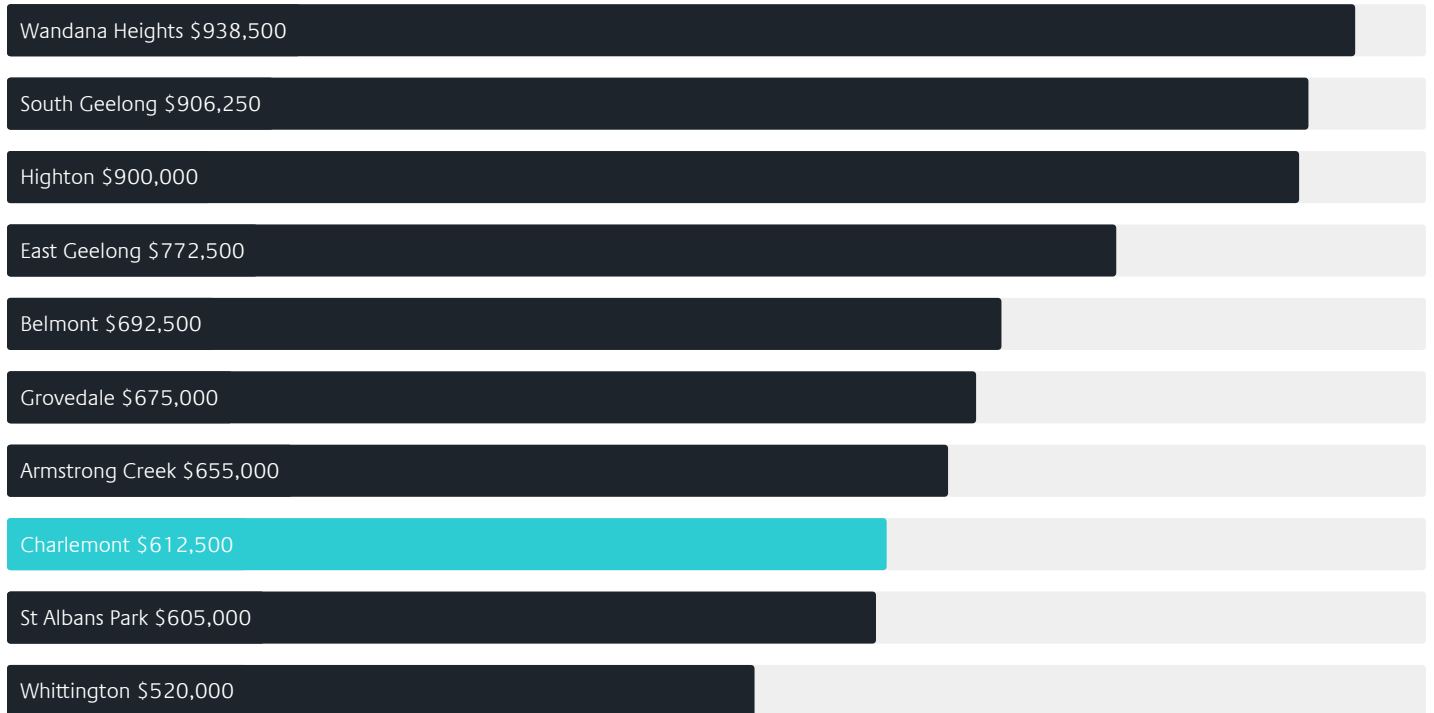
0.53% ↑

Quarterly Price Change*



Surrounding Suburbs

Median House Sale Price*



Median Unit Sale Price*



Sales Snapshot

Sale Method^{*}



● Private 100%

Median Days on Market[^]

23 days

Average Hold Period^{*}

2.6 years

Insights

Dwelling Type[^]



● Houses 98% ● Units 2%

Ownership[^]



● Owned Outright 11% ● Mortgaged 64% ● Rented 25%

Population[^]

2,612

Median Asking Rent per week^{*}

\$510

Median Age[^]

29 years

Rental Yield^{*}













4.25%

Median Household Size[^]













2.5 people

Sold Properties~













Discover a snapshot of the most recent results for this suburb, to view the full 12 months of sales history, please go to jellisraig.com.au/suburbinsights

Address	Bedrooms	Type	Price	Sold
 39 Barbra Dr Charlemont	3	House	\$552,500	22 May 2025
 44 Meereen St Charlemont	3	House	\$650,000	21 May 2025
 11 Worn Rd Charlemont	4	House	\$745,000	08 May 2025
 14 Bramley Av Charlemont	4	House	\$730,000	03 May 2025
 43 Orland Cirt Charlemont	3	House	\$565,000	29 Apr 2025
 19 Gilroy Cr Charlemont	3	House	\$548,000	28 Apr 2025
 14 Fall St Charlemont	3	House	\$744,000	23 Apr 2025
 77 Barbra Dr Charlemont	4	House	\$740,000	17 Apr 2025
 162 Sparrovale Rd Charlemont	3	House	\$605,000	15 Apr 2025
 10 Ashfield Dr Charlemont	4	House	\$706,000	14 Apr 2025
 146 Sparrovale Rd Charlemont	4	House	\$630,000	09 Apr 2025
 20 Arnold Cirt Charlemont	3	House	\$615,000	07 Apr 2025

Sold Properties~

Address	Bedrooms	Type	Price	Sold
 41 Barbra Dr Charlemont	3	House	\$550,000	07 Apr 2025
 20 Jimmy St Charlemont	4	House	\$742,000	04 Apr 2025
 16 Lillrose Dr Charlemont	4	House	\$690,000	03 Apr 2025
 3 Hadley St Charlemont	4	House	\$651,000	01 Apr 2025
 28 Baelish Dr Charlemont	2	House	\$565,000	01 Apr 2025
 52 Havant Cirt Charlemont	3	House	\$600,000	31 Mar 2025
 30 Bramley Av Charlemont	3	House	\$625,000	27 Mar 2025
 13 Lillrose Dr Charlemont	3	House	\$706,000	24 Mar 2025
 11 Summertime Av Charlemont	4	House	\$640,000	21 Mar 2025
 83 Greyjoy Rd Charlemont	3	House	\$600,000	20 Mar 2025
 80 Bramley Av Charlemont	3	House	\$515,000	20 Mar 2025
 54 Flannery Cirt Charlemont	4	House	\$675,000	13 Mar 2025

Sold Properties~

Address	Bedrooms	Type	Price	Sold
 16 Rotunno Dr Charlemont	4	House	\$627,000	11 Mar 2025
 9 Mattnick Blvd Charlemont	2	House	\$320,000	08 Mar 2025
 78 Barbra Dr Charlemont	4	House	\$670,000	07 Mar 2025
 4 Ulric Pl Charlemont	3	House	\$570,000	07 Mar 2025
 13 Summertime Av Charlemont	4	House	\$670,000	28 Feb 2025
 33 Italianate St Charlemont	3	House	\$584,000	25 Feb 2025
 14 Wylie St Charlemont	4	House	\$575,000	24 Feb 2025
 17 Stannis St Charlemont	4	House	\$616,000	17 Feb 2025
 3 Winterfell Rd Charlemont	3	House	\$590,000	17 Feb 2025
 25 Worn Rd Charlemont	4	House	\$750,000	14 Feb 2025
 33 Devereux Way Charlemont	4	House	\$110,000	14 Feb 2025
 14 Havant Cirt Charlemont	4	House	\$660,000	11 Feb 2025



Geelong Office
205 Pakington Street, Geelong West
(03) 5222 7772

jelliscraig.com.au

Data is current as of PDF generation date 01/06/2025

* Updated Quarterly for the past 12 months

^ Updated daily for the past quarter

~ Updated daily: 33 recent results.

This publication contains data, analytics, statistics and other information supplied by PROPERTYDATAONLINE PTY LTD (PropertyData). The data provided in this publication is of a general nature and should not be construed as specific advice or relied upon in lieu of appropriate professional advice.

PropertyData relies upon data supplied by third parties and while the data is checked and reviewed, PropertyData does not warrant the accuracy or completeness of the information to the full extent permitted by the law and excludes all loss or damage howsoever arising (including through negligence) in connection with the data supplied by PropertyData. The State of Victoria owns the copyright in the Property Sales Data and reproduction of that data in any way without the consent of the State of Victoria will constitute a breach of the Copyright Act 1968 (cth). The State of Victoria does not warrant the accuracy or completeness of the Property Sales Data and any person using or relying upon such information does so on the basis that the State of Victoria accepts no responsibility or liability whatsoever for any errors, faults, defects or omissions in the information supplied.