

Suburb Report

Know your neighbourhood.



Property Prices

Median House Price*

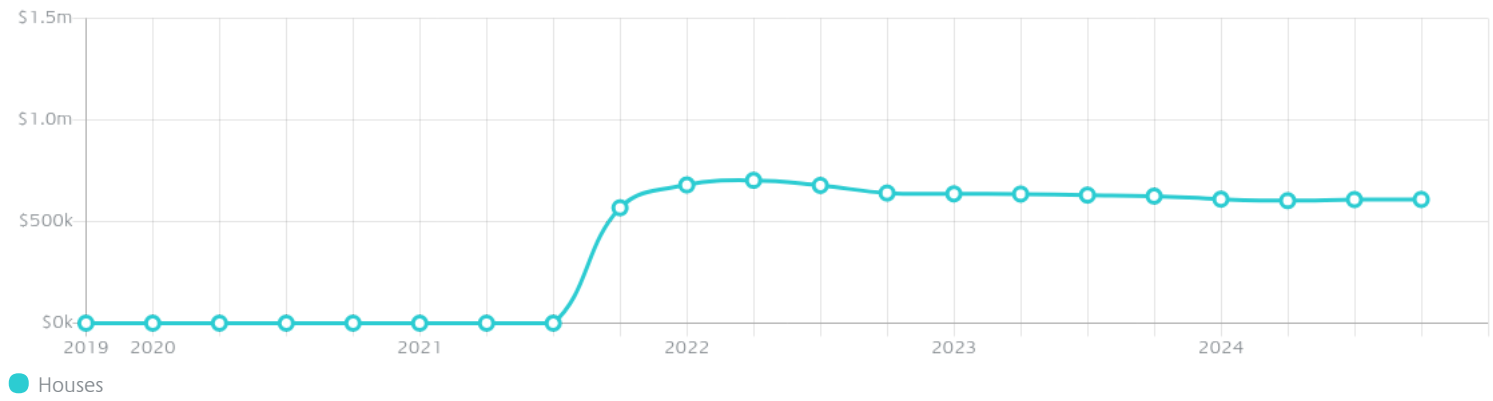
Median

\$609k

Quarterly Price Change

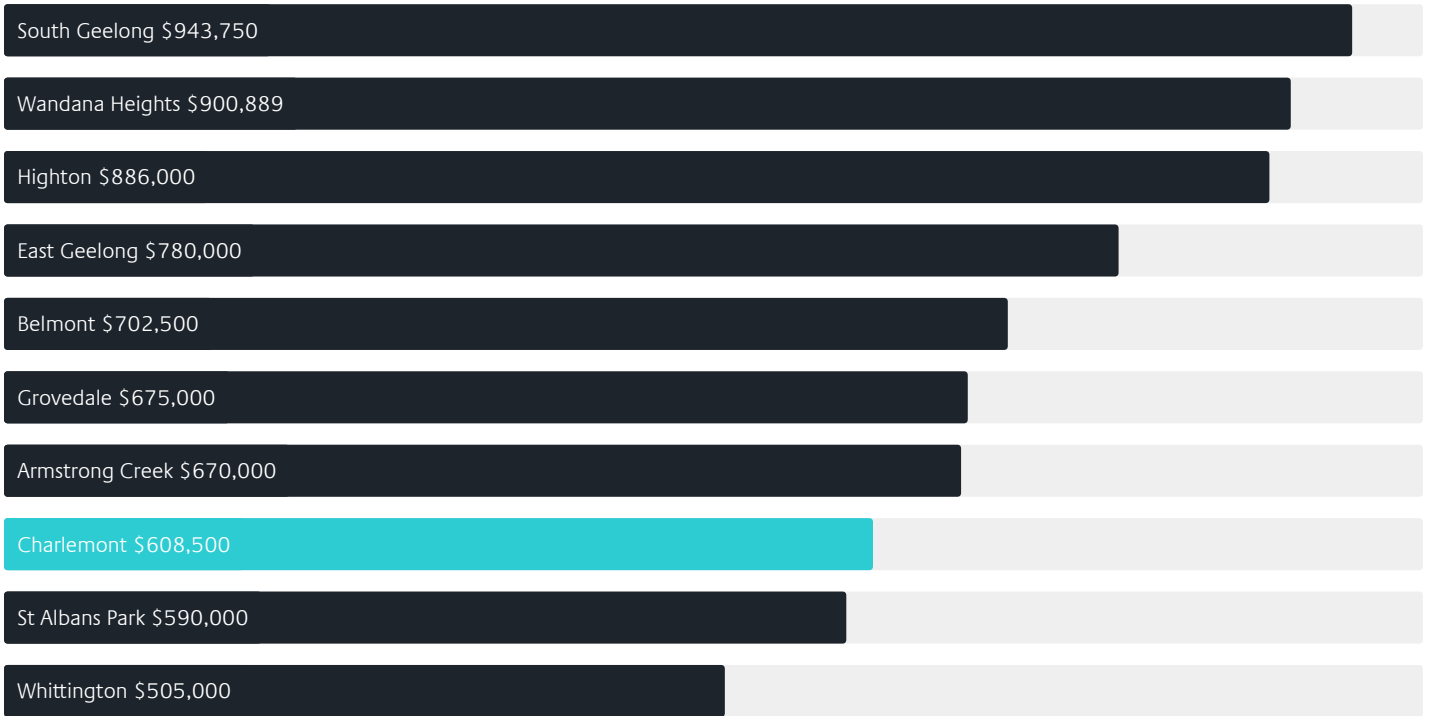
0.08% ↑

Quarterly Price Change*



Surrounding Suburbs

Median House Sale Price*



Median Unit Sale Price*



Sales Snapshot

Sale Method^{*}



● Auction 4%
● Private 96%

Median Days on Market[^]

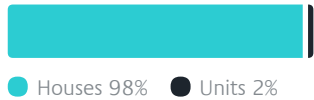
38 days

Average Hold Period^{*}

2.6 years

Insights

Dwelling Type[^]



● Houses 98% ● Units 2%

Ownership[^]



● Owned Outright 11% ● Mortgaged 64% ● Rented 25%

Population[^]

2,612

Median Asking Rent per week^{*}

\$500

Median Age[^]

29 years

Rental Yield^{*}













4.25%

Median Household Size[^]













2.5 people

Sold Properties~













Discover a snapshot of the most recent results for this suburb, to view the full 12 months of sales history, please go to jellisraig.com.au/suburbinsights

Address	Bedrooms	Type	Price	Sold
 25 Worn Rd Charlemont	4	House	\$750,000	14 Feb 2025
 14 Havant Cirt Charlemont	4	House	\$660,000	11 Feb 2025
 69 Lillrose Dr Charlemont	3	House	\$712,500	11 Feb 2025
 17 Samwell St Charlemont	3	House	\$580,000	03 Feb 2025
 19 Stannis St Charlemont	4	House	\$730,000	30 Jan 2025
 92 Horseshoe Bend Rd Charlemont	3	House	\$565,000	22 Jan 2025
 19 Naughtin Cirt Charlemont	3	House	\$575,000	21 Jan 2025
 12 Limestone St Charlemont	3	House	\$553,000	17 Jan 2025
 16 Tyson Loop Charlemont	4	House	\$685,000	17 Jan 2025
 47 Barbra Dr Charlemont	3	House	\$615,000	11 Jan 2025
 23 Oakdale St Charlemont	5	House	\$865,000	30 Dec 2024
 91 Barbra Dr Charlemont	4	House	\$640,000	24 Dec 2024

Sold Properties~

Address	Bedrooms	Type	Price	Sold
 4 Eunomus Way Charlmont	3	House	\$550,000	20 Dec 2024
 164 Sparrovale Rd Charlmont	3	House	\$560,000	19 Dec 2024
 27 Mattnick Blvd Charlmont	3	House	\$660,000	10 Dec 2024
 72 Bramley Av Charlmont	3	House	\$575,000	09 Dec 2024
 50 Arnold Cirt Charlmont	3	House	\$735,000	04 Dec 2024
 28 Oakdale St Charlmont	3	House	\$550,000	03 Dec 2024
 38 Bramley Av Charlmont	4	House	\$720,000	03 Dec 2024
 63 Munro Dr Charlmont	3	Townhouse	\$530,000	03 Dec 2024
 9 Vandelay Av Charlmont	4	House	\$650,000	02 Dec 2024
 111 Sparrovale Rd Charlmont	1	House	\$313,500	01 Dec 2024
 59 Greyjoy Rd Charlmont	3	House	\$617,250	27 Nov 2024
 40 Swanburra Dr Charlmont	4	House	\$596,000	25 Nov 2024

Sold Properties~

Address	Bedrooms	Type	Price	Sold
 67 Precinct Rd Charlemont	3	House	\$612,000	22 Nov 2024
 30 Mollyan Av Charlemont	3	House	\$662,000	21 Nov 2024
 15 Flannery Cirt Charlemont	3	House	\$575,000	20 Nov 2024
 8 Beaumont Av Charlemont	4	House	\$780,000	13 Nov 2024
 66 Greyjoy Rd Charlemont	5	House	\$840,000	08 Nov 2024
 61 Arnold Cirt Charlemont	4	House	\$635,000	01 Nov 2024
 14 Devereux Way Charlemont	4	House	\$705,000	25 Oct 2024
 113 Bramley Av Charlemont	3	House	\$552,000	19 Oct 2024
 7 Sandor Tce Charlemont	4	House	\$665,000	14 Oct 2024
 10 Oakdale St Charlemont	3	House	\$610,000	10 Oct 2024
 15 Stones St Charlemont	3	House	\$597,000	10 Oct 2024
 34 Trent Cr Charlemont	4	House	\$673,000	08 Oct 2024

Jellis Craig

Geelong Office
205 Pakington Street, Geelong West
(03) 5222 7772

jelliscraig.com.au

Data is current as of PDF generation date 01/03/2025

* Updated Quarterly for the past 12 months

^ Updated daily for the past quarter

~ Updated daily: 33 recent results.

This publication contains data, analytics, statistics and other information supplied by PROPERTYDATAONLINE PTY LTD (PropertyData). The data provided in this publication is of a general nature and should not be construed as specific advice or relied upon in lieu of appropriate professional advice.

PropertyData relies upon data supplied by third parties and while the data is checked and reviewed, PropertyData does not warrant the accuracy or completeness of the information to the full extent permitted by the law and excludes all loss or damage howsoever arising (including through negligence) in connection with the data supplied by PropertyData. The State of Victoria owns the copyright in the Property Sales Data and reproduction of that data in any way without the consent of the State of Victoria will constitute a breach of the Copyright Act 1968 (cth). The State of Victoria does not warrant the accuracy or completeness of the Property Sales Data and any person using or relying upon such information does so on the basis that the State of Victoria accepts no responsibility or liability whatsoever for any errors, faults, defects or omissions in the information supplied.