

JellisCraig

CHARLEMONT

Suburb Report

Know your neighbourhood.



CHARLEMONT SUBURB REPORT

Median House Price*

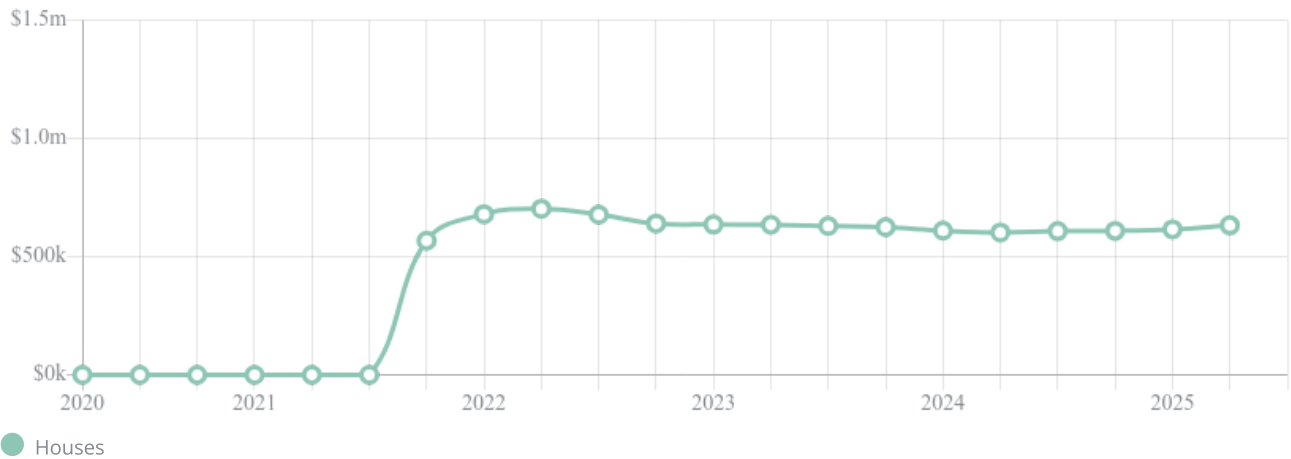
Median

\$633k

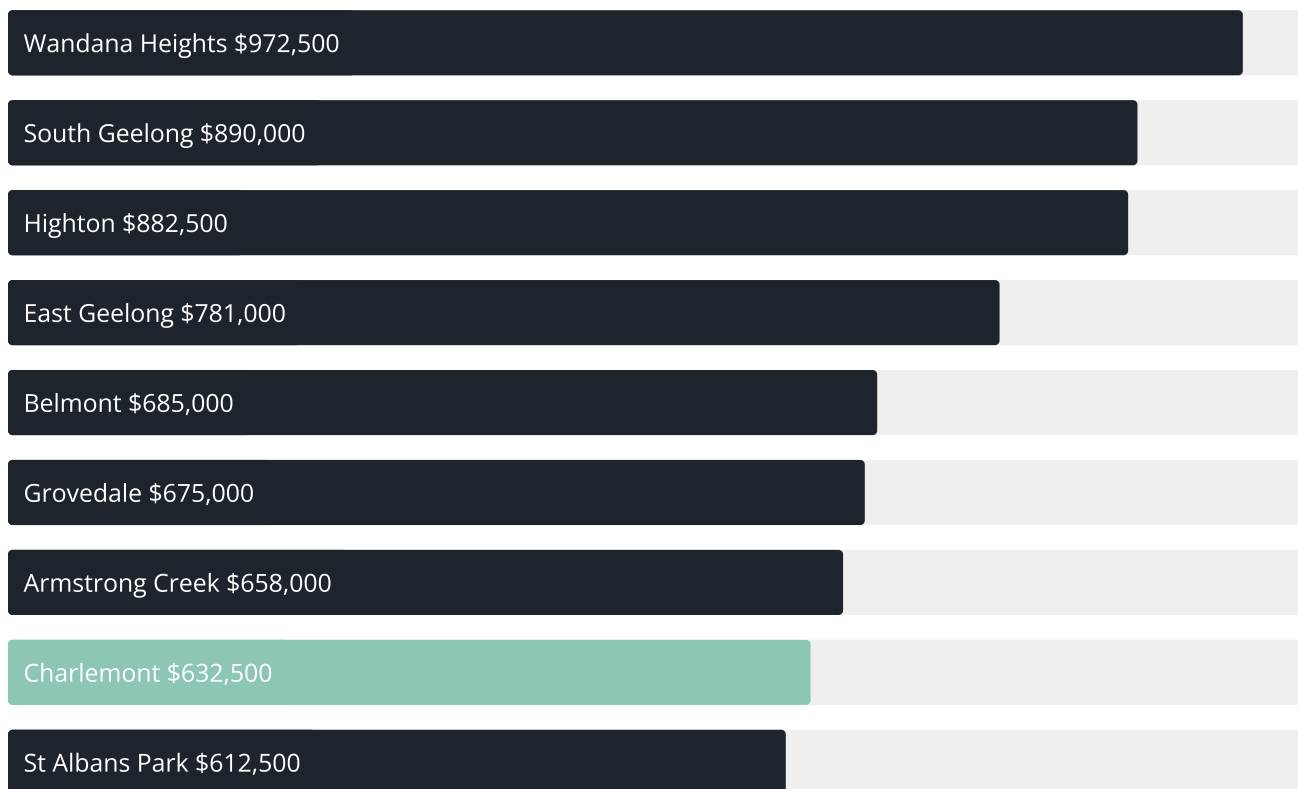
Quarterly Price Change

2.76% ↑

Quarterly Price Change*



CHARLEMONT SUBURB REPORT

Median House Sale Price^{*}Median Unit Sale Price^{*}

CHARLEMONT SUBURB REPORT

Sale Method^{*}

● Private 100%

Median Days on Market[^]

27 days

Average Hold Period^{*}

2.6 years

Dwelling Type[^]

● Houses 98% ● Units 2%

Ownership[^]

● Owned Outright 11% ● Mortgaged 64% ● Rented 25%

Population[^]

2,612

Median Asking Rent per week^{*}

\$510

Median Age[^]

29 years

Rental Yield^{*}











4.25%

Median Household Size[^]











2.5 people

CHARLEMONT SUBURB REPORT











Discover a snapshot of the most recent results for this suburb, to view the full 12 months of sales history, please go to jellisraig.com.au/suburbinsights

Address	Bedrooms	Type	Price	Sold
 63 Arnold Cirt Charlemont	3	House	\$650,000	23 Sep 2025
 31 Everton Cr Charlemont	4	House	\$675,000	22 Sep 2025
 38 Lillrose Dr Charlemont	3	House	\$625,000	09 Sep 2025
 17 Albany Way Charlemont	3	House	\$581,000	09 Sep 2025
 6 Mollyan Av Charlemont	4	House	\$650,000	08 Sep 2025
 51 Giovanni Dr Charlemont	3	House	\$580,000	05 Sep 2025
 5 Anvil St Charlemont	4	House	\$640,000	03 Sep 2025
 7 Beaumont Av Charlemont	3	House	\$585,000	01 Sep 2025
 5 Norton Pde Charlemont	4	House	\$745,000	01 Sep 2025
 31-33 Naughtin Cirt Charlemont	3	House	\$650,000	01 Sep 2025

CHARLEMONT SUBURB REPORT

Address	Bedrooms	Type	Price	Sold
 38 Barbra Dr Charlemont	3	House	\$545,000	29 Aug 2025
 8 Revival St Charlemont	4	House	\$652,000	27 Aug 2025
 12 Winterfell Rd Charlemont	4	House	\$630,000	25 Aug 2025
 44 Scullin Rd Charlemont	4	House	\$710,000	21 Aug 2025
 54 Hilltop Dr Charlemont	4	House	\$810,000	20 Aug 2025
 7 Olenna St Charlemont	4	House	\$635,000	18 Aug 2025
 6 Italianate St Charlemont	3	House	\$646,000	16 Aug 2025
 49 Arnold Cirt Charlemont	4	House	\$625,000	08 Aug 2025
 19 Hillsborough Wlk Charlemont	3	House	\$580,000	06 Aug 2025
 69 Munro Dr Charlemont	4	House	\$590,000	29 Jul 2025

CHARLEMONT SUBURB REPORT

Address	Bedrooms	Type	Price	Sold
 14 Greyjoy Rd Charlemont	3	House	\$590,000	23 Jul 2025
 37 Scullin Rd Charlemont	4	House	\$780,000	22 Jul 2025
 25 Flannery Cirt Charlemont	3	House	\$615,000	19 Jul 2025
 35 Mollyan Av Charlemont	4	House	\$630,000	19 Jul 2025
 1 Crestview St Charlemont	4	House	\$820,000	15 Jul 2025
 51 Devereux Way Charlemont	4	House	\$667,000	12 Jul 2025
 38 Hilltop Dr Charlemont	4	House	\$750,000	11 Jul 2025
 23 Parkfield Blvd Charlemont	3	Townhouse	\$567,000	10 Jul 2025
 14 Rotunno Dr Charlemont	4	House	\$665,000	03 Jul 2025
 33 Flannery Cirt Charlemont	4	House	\$690,000	03 Jul 2025



Geelong Office
205 Pakington Street, Geelong West
(03) 5222 7772

jellisrcraig.com.au

Data is current as of PDF generation date 01/10/2025

* Updated Quarterly for the past 12 months

^ Updated daily for the past quarter

~ Updated daily: 33 recent results.

This publication contains data, analytics, statistics and other information supplied by PROPERTYDATAONLINE PTY LTD (PropertyData). The data provided in this publication is of a general nature and should not be construed as specific advice or relied upon in lieu of appropriate professional advice.

PropertyData relies upon data supplied by third parties and while the data is checked and reviewed, PropertyData does not warrant the accuracy or completeness of the information to the full extent permitted by the law and excludes all loss or damage howsoever arising (including through negligence) in connection with the data supplied by PropertyData. The State of Victoria owns the copyright in the Property Sales Data and reproduction of that data in any way without the consent of the State of Victoria will constitute a breach of the Copyright Act 1968 (cth). The State of Victoria does not warrant the accuracy or completeness of the Property Sales Data and any person using or relying upon such information does so on the basis that the State of Victoria accepts no responsibility or liability whatsoever for any errors, faults, defects or omissions in the information supplied.