

Suburb **INSIGHTS**

3196
CHELSEA HEIGHTS



Data that shapes your suburb.

**Jellis
Craig**

Property Prices

Median House Price*

Median

\$950k

Quarterly Price Change

0.00% ↓

Median Unit Price*

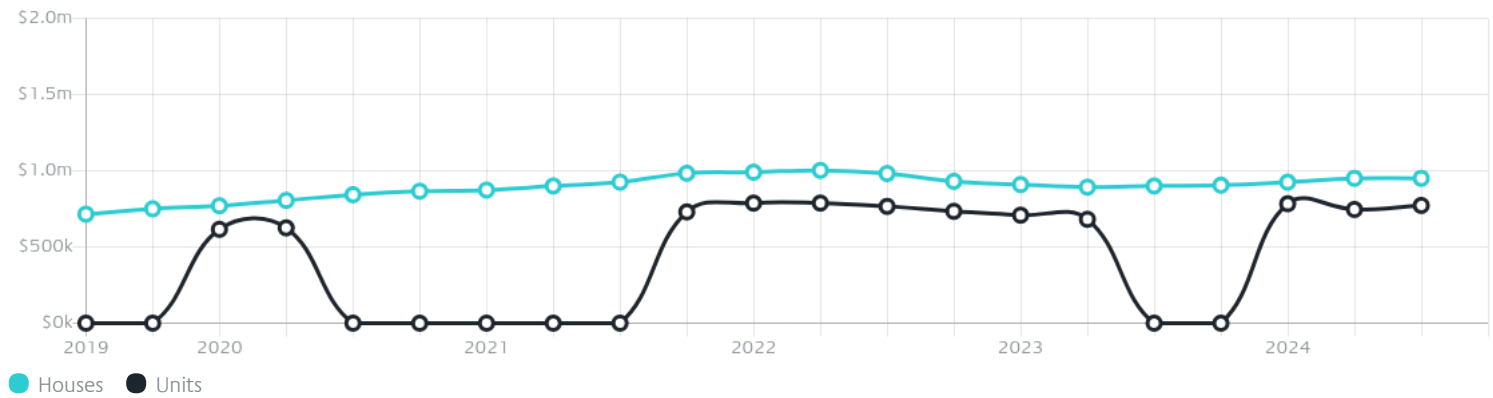
Median

\$772k

Quarterly Price Change

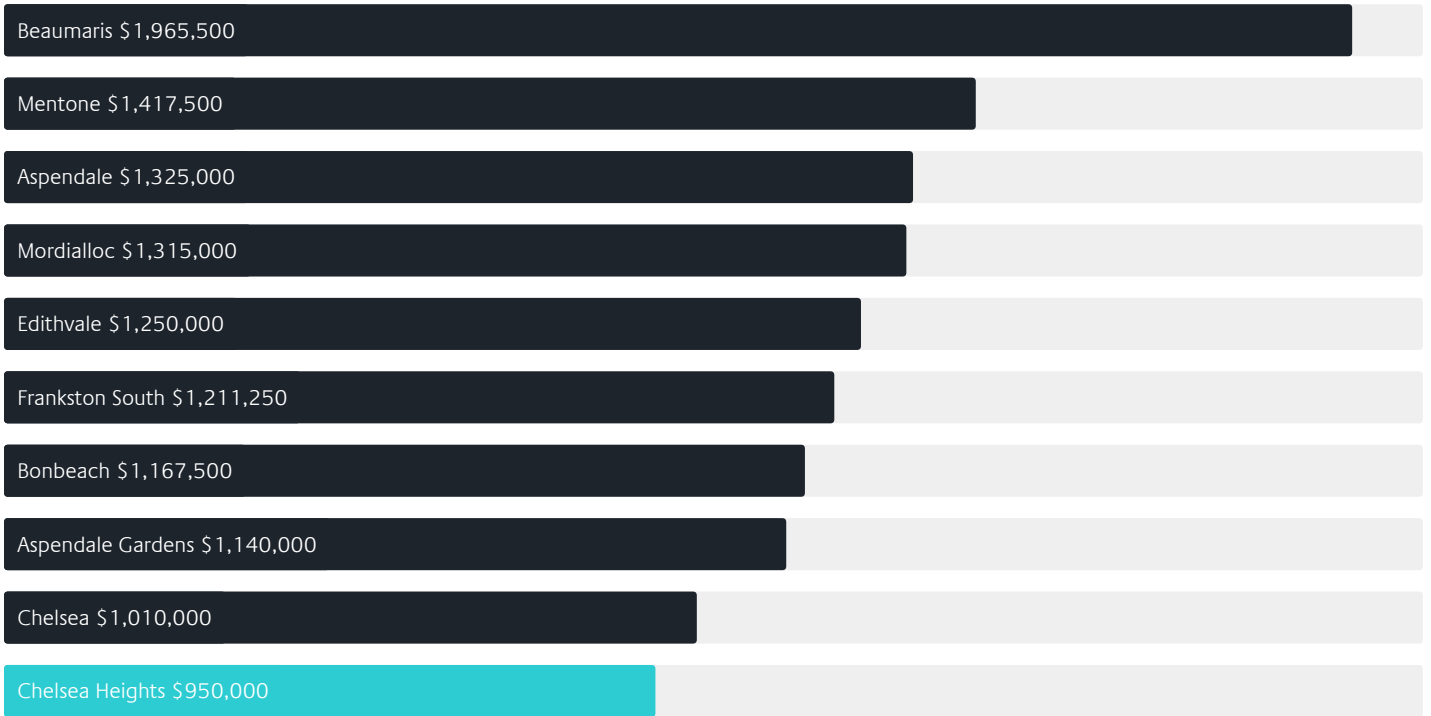
3.51% ↑

Quarterly Price Change*

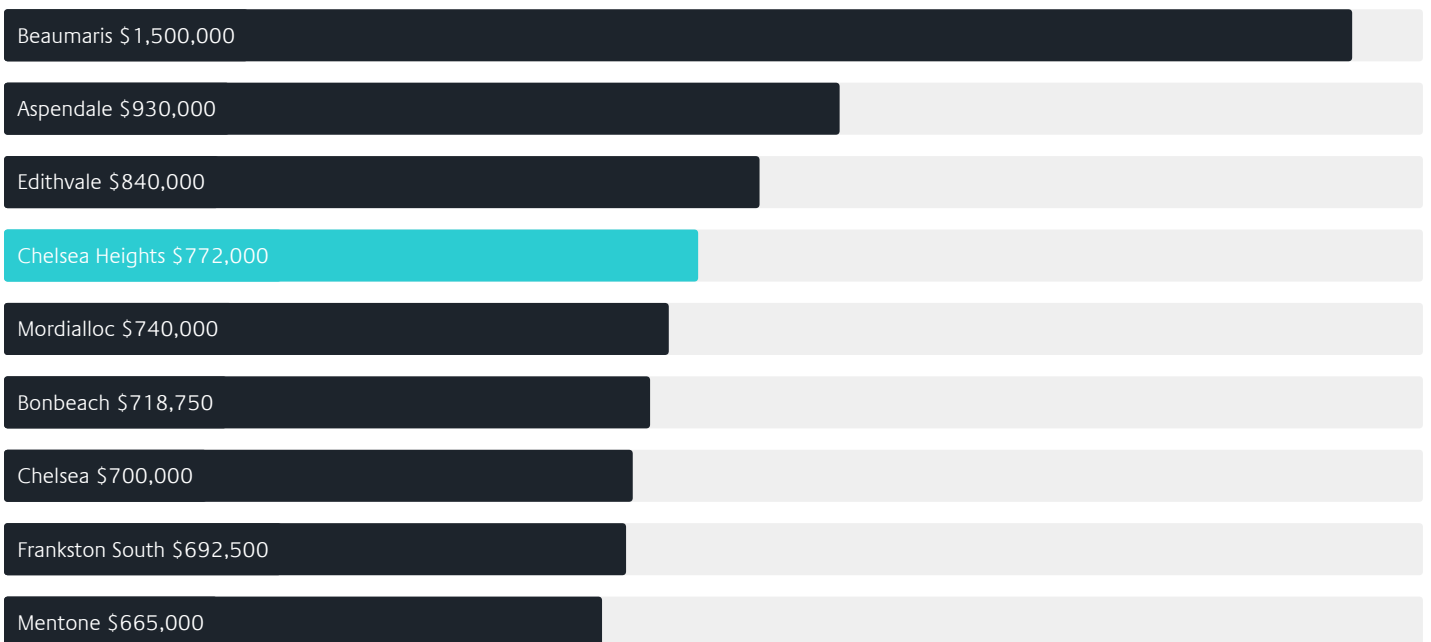


Surrounding Suburbs

Median House Sale Price*



Median Unit Sale Price*



Sales Snapshot

Sale Method^{*}



● Auction 33%
● Private 67%

Auction Clearance Rate^{*}

100%

Median Days on Market[^]

31 days

Average Hold Period^{*}

8.8 years

Insights

Dwelling Type[^]



● Houses 79% ● Units 21%

Ownership[^]



● Owned Outright 41% ● Mortgaged 47% ● Rented 11%

Population[^]

5,393

Median Asking Rent per week^{*}

\$630

Median Age[^]

40 years

Rental Yield^{*}













3.46%

Median Household Size[^]













2.6 people

Sold Properties~













Discover a snapshot of the most recent results for this suburb, to view the full 12 months of sales history, please go to jellisraig.com.au/suburbinsights

Address	Bedrooms	Type	Price	Sold
 15 Chelsea Park Dr Chelsea Heights	3	House	\$895,000	11 Nov 2024
 24 Sutton St CHELSEA HEIGHTS	4	House	\$1,050,000	29 Oct 2024
 28 Dotterel Ct Chelsea Heights	3	House	\$731,000	25 Oct 2024
 24a Fourth Av Chelsea Heights	2	House	\$537,000	24 Oct 2024
 17 Fourth Av Chelsea Heights	3	House	\$760,000	14 Oct 2024
 1a First Av Chelsea Heights	2	Townhouse	\$741,000	12 Oct 2024
 29 Jabiru Dr Chelsea Heights	3	House	\$930,000	11 Oct 2024
 34 Third Av Chelsea Heights	3	House	\$870,000	05 Oct 2024
 1/18 Third Av Chelsea Heights	3	Flat/Unit/Apartment	\$715,000	30 Sep 2024
 2/10 Fifth Av Chelsea Heights	3	Unit	\$797,000	21 Sep 2024
 1/30 Fourth Av Chelsea Heights	3	House	\$705,000	19 Sep 2024
 2 Larnark Ct Chelsea Heights	3	House	\$940,000	11 Sep 2024

Sold Properties~

Address	Bedrooms	Type	Price	Sold
 5 Snipe Cl Chelsea Heights	4	House	\$1,255,000	10 Sep 2024
 1/8 Linton Cl Chelsea Heights	2	Unit	\$670,000	09 Sep 2024
 23 Perovic Pl CHELSEA HEIGHTS	2	Flat/Unit/Apartment	\$711,000	20 Aug 2024
 214 Wells Rd Chelsea Heights	4	House	\$975,000	31 Jul 2024
 12/227 Thames Prm Chelsea Heights	3	Townhouse	\$800,000	25 Jul 2024
 1 Tarana Ct Chelsea Heights	3	House	\$870,000	20 Jul 2024
 1/22 Second Av Chelsea Heights	3	Unit	\$772,000	11 Jul 2024
 33 First Av Chelsea Heights	6	House	\$1,380,000	06 Jul 2024
 19 Dunscombe Pl Chelsea Heights	3	House	\$950,000	04 Jul 2024
 53 Fourth Av Chelsea Heights	2	House	\$790,000	01 Jul 2024
 1 Talab Ct Chelsea Heights	3	House	\$1,040,000	01 Jul 2024
 21 Fielding Dr Chelsea Heights	3	House	\$1,030,000	26 Jun 2024

Sold Properties~

Address	Bedrooms	Type	Price	Sold
 10 Enmore Ct Chelsea Heights	4	House	\$1,155,000	07 Jun 2024
 9 Seventh Av Chelsea Heights	2	Unit	\$620,000	28 May 2024
 3 Fifth Av Chelsea Heights	3	House	\$1,105,000	28 May 2024
 40 Fifth Av Chelsea Heights	3	House	\$856,000	25 May 2024
 27 Seccull Dr Chelsea Heights	3	House	\$800,000	24 May 2024
 85 Amaroo Dr Chelsea Heights	5	House	\$1,200,000	08 May 2024
 6a Fourth Av Chelsea Heights	4	House	\$1,430,000	26 Apr 2024
 7 Dotterel Ct Chelsea Heights	3	House	\$788,000	15 Apr 2024
 9 Jabiru Dr Chelsea Heights	3	House	\$876,000	11 Apr 2024
 24 Third Av Chelsea Heights	4	House	\$920,000	08 Apr 2024
 11 Fifth Av Chelsea Heights	4	House	\$1,075,000	06 Apr 2024
 5 Nariel Ct Chelsea Heights	3	House	\$1,055,000	05 Apr 2024

Jellis Craig

Mentone Office
99a Balcombe Road, Mentone
(03) 9585 5667

jelliscraig.com.au

Data is current as of PDF generation date 01/12/2024

* Updated Quarterly for the past 12 months

^ Updated daily for the past quarter

~ Updated daily: 33 recent results.

This publication contains data, analytics, statistics and other information supplied by PROPERTYDATAONLINE PTY LTD (PropertyData). The data provided in this publication is of a general nature and should not be construed as specific advice or relied upon in lieu of appropriate professional advice.

PropertyData relies upon data supplied by third parties and while the data is checked and reviewed, PropertyData does not warrant the accuracy or completeness of the information to the full extent permitted by the law and excludes all loss or damage howsoever arising (including through negligence) in connection with the data supplied by PropertyData. The State of Victoria owns the copyright in the Property Sales Data and reproduction of that data in any way without the consent of the State of Victoria will constitute a breach of the Copyright Act 1968 (cth). The State of Victoria does not warrant the accuracy or completeness of the Property Sales Data and any person using or relying upon such information does so on the basis that the State of Victoria accepts no responsibility or liability whatsoever for any errors, faults, defects or omissions in the information supplied.