

## *Suburb Report*

Know your neighbourhood.



# Property Prices

## Median House Price\*

Median

\$950k

Quarterly Price Change

1.06% ↑

## Median Unit Price\*

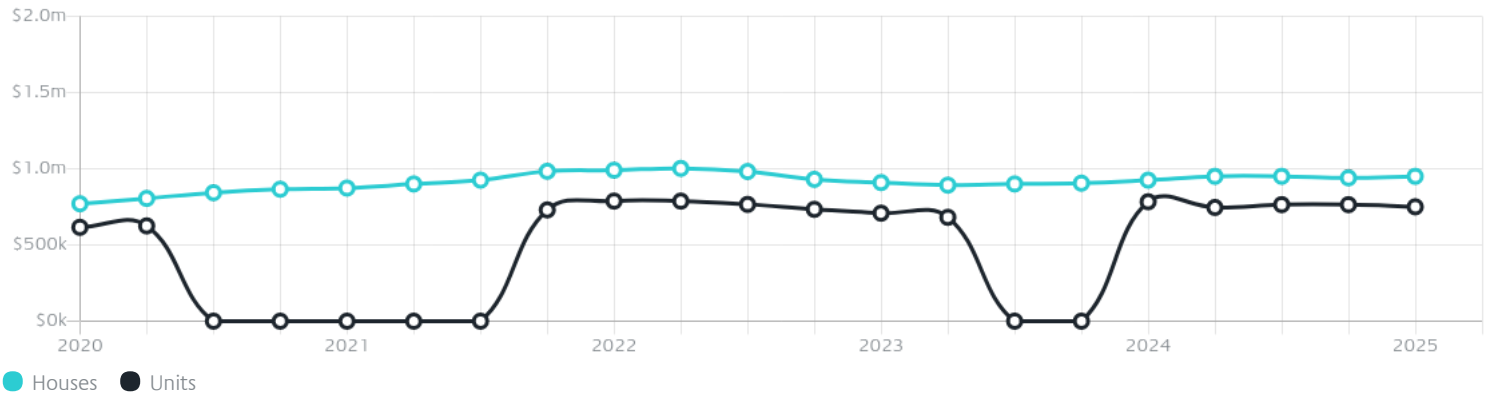
Median

\$750k

Quarterly Price Change

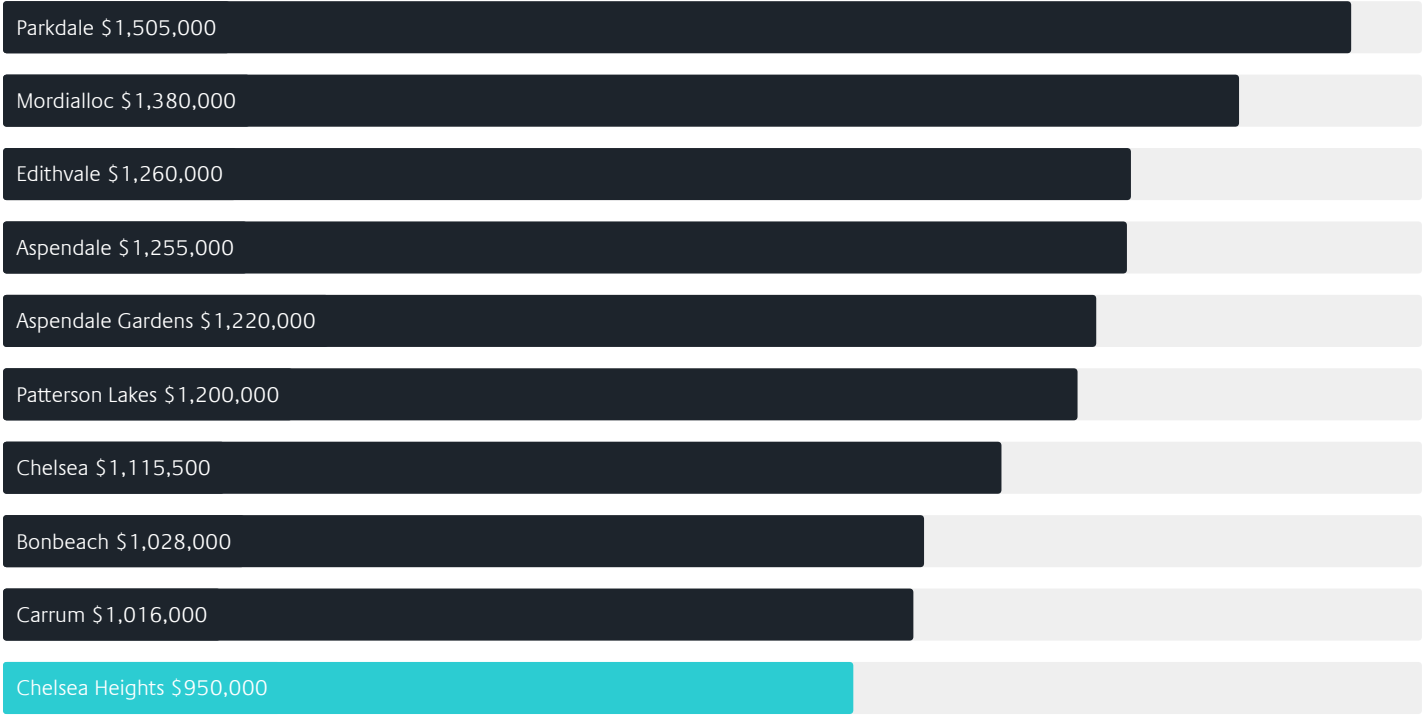
-1.86% ↓

## Quarterly Price Change\*



# Surrounding Suburbs

## Median House Sale Price\*



## Median Unit Sale Price\*



# Sales Snapshot

Sale Method\*



● Auction 61%  
● Private 39%

Auction Clearance Rate\*

100%

Median Days on Market^

25 days

Average Hold Period\*

8.8 years

# Insights

Dwelling Type^



● Houses 79% ● Units 21%

Ownership^



● Owned Outright 41% ● Mortgaged 47% ● Rented 11%

Population^

5,393

Median Asking Rent per week\*

\$668

Median Age^

40 years

Rental Yield\*









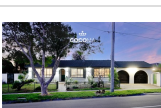

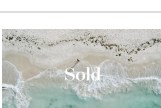

3.46%

Median Household Size^













2.6 people

# Sold Properties~













Discover a snapshot of the most recent results for this suburb, to view the full 12 months of sales history, please go to [jellisraig.com.au/suburbinsights](https://jellisraig.com.au/suburbinsights)

Address	Bedrooms	Type	Price	Sold
 23 Eighth Av CHELSEA HEIGHTS	4	House	\$1,502,500	28 Jun 2025
 7 Tern Cl Chelsea Heights	3	House	\$1,100,000	13 Jun 2025
 1 / 149 Thames Prm Chelsea Heights	2	Unit	\$575,000	13 Jun 2025
 10 Skye Ct Chelsea Heights	4	House	\$1,250,000	02 Jun 2025
 15 First Av Chelsea Heights	3	House	\$786,000	31 May 2025
 10 Sutton St CHELSEA HEIGHTS	4	House	\$1,411,000	24 May 2025
 21 / 149 Thames Prm Chelsea Heights	4	Unit	\$805,000	23 May 2025
 2a Third Av Chelsea Heights	2	House	\$775,000	19 May 2025
 11 Chelsea Park Dr Chelsea Heights	3	House	\$827,500	17 May 2025
 8 Lysander Ct CHELSEA HEIGHTS	4	House	\$1,100,000	16 May 2025
 4 Roche Ct Chelsea Heights	3	House	\$815,000	16 May 2025
 54 Chelsea Park Dr Chelsea Heights	3	House	\$800,000	10 May 2025

# Sold Properties~

Address	Bedrooms	Type	Price	Sold
 25 Fourth Av Chelsea Heights	4	House	\$1,008,500	02 May 2025
 226 Wells Rd Chelsea Heights	3	House	\$892,000	14 Apr 2025
 43 First Av CHELSEA HEIGHTS	3	House	\$980,000	12 Apr 2025
 68 Fifth Av Chelsea Heights	4	House	\$980,000	04 Apr 2025
 11 Rebecca Cl Chelsea Heights	4	House	\$1,155,000	29 Mar 2025
 1b First Av Chelsea Heights	2	Townhouse	\$750,000	29 Mar 2025
 175 Thames Prm Chelsea Heights	3	House	\$970,000	28 Mar 2025
 20 Enterprize Av Chelsea Heights	3	House	\$1,045,000	22 Mar 2025
 41 Enterprize Av Chelsea Heights	3	House	\$1,077,000	18 Mar 2025
 2/227 Thames Prm CHELSEA HEIGHTS	3	Townhouse	\$882,000	18 Mar 2025
 45 Fifth Av Chelsea Heights	3	House	\$1,120,000	08 Mar 2025
 48 Fifth Av Chelsea Heights	2	House	\$1,040,000	08 Mar 2025

# Sold Properties~

Address	Bedrooms	Type	Price	Sold
 54 Fourth Av Chelsea Heights	3	House	\$882,000	06 Mar 2025
 31 / 29 Wells Rd Chelsea Heights	2	House	\$690,000	04 Mar 2025
 1 / 50 Fourth Av Chelsea Heights	3	Townhouse	\$835,000	03 Mar 2025
 6 Clarood Cr Chelsea Heights	3	House	\$955,000	01 Mar 2025
 10 Secull Dr Chelsea Heights	3	House	\$805,500	27 Feb 2025
 64 Fifth Av CHELSEA HEIGHTS	3	House	\$1,019,000	26 Feb 2025
 2 Kennedy Av Chelsea Heights	3	House	\$965,000	08 Feb 2025
 16 Platina Pl Chelsea Heights	1	House	\$730,000	08 Feb 2025
 1 Fielding Dr Chelsea Heights	3	House	\$875,000	01 Feb 2025
 37 Jabiru Dr Chelsea Heights	5	House	\$1,200,000	30 Jan 2025
 113 Amaroo Dr Chelsea Heights	3	House	\$920,000	18 Jan 2025
 9 Kennedy Av Chelsea Heights	2	House	\$855,000	17 Jan 2025





Mentone Office  
99a Balcombe Road, Mentone  
(03) 9585 5667

[jelliscraig.com.au](http://jelliscraig.com.au)

Data is current as of PDF generation date 01/07/2025

\* Updated Quarterly for the past 12 months

^ Updated daily for the past quarter

~ Updated daily: 33 recent results.

This publication contains data, analytics, statistics and other information supplied by PROPERTYDATAONLINE PTY LTD (PropertyData). The data provided in this publication is of a general nature and should not be construed as specific advice or relied upon in lieu of appropriate professional advice.

PropertyData relies upon data supplied by third parties and while the data is checked and reviewed, PropertyData does not warrant the accuracy or completeness of the information to the full extent permitted by the law and excludes all loss or damage howsoever arising (including through negligence) in connection with the data supplied by PropertyData. The State of Victoria owns the copyright in the Property Sales Data and reproduction of that data in any way without the consent of the State of Victoria will constitute a breach of the Copyright Act 1968 (cth). The State of Victoria does not warrant the accuracy or completeness of the Property Sales Data and any person using or relying upon such information does so on the basis that the State of Victoria accepts no responsibility or liability whatsoever for any errors, faults, defects or omissions in the information supplied.