

JellisCraig

CHELSEA HEIGHTS

Suburb Report

Know your neighbourhood.



CHELSEA HEIGHTS SUBURB REPORT

Median House Price*

Median

\$953k

Quarterly Price Change

0.26% ↑

Median Unit Price*

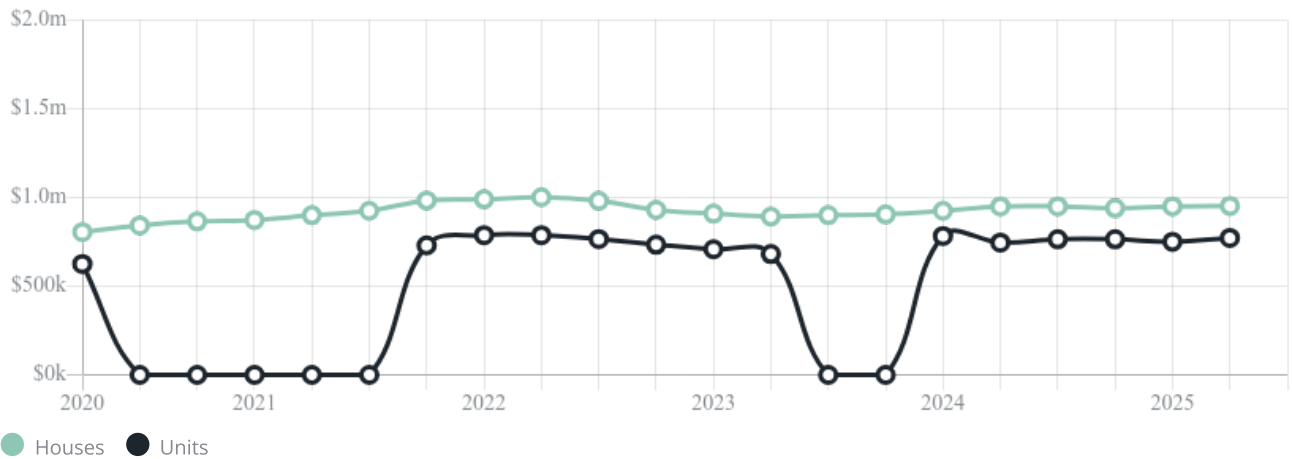
Median

\$772k

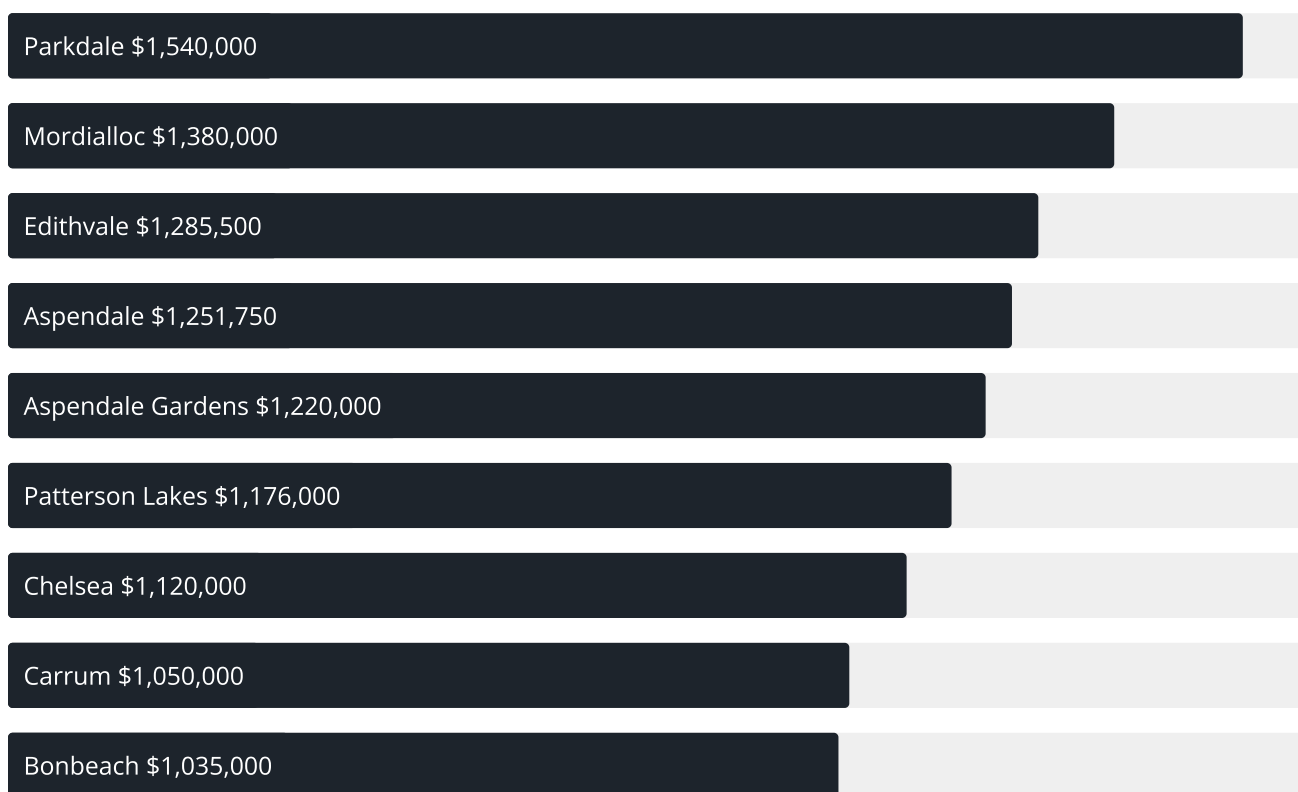
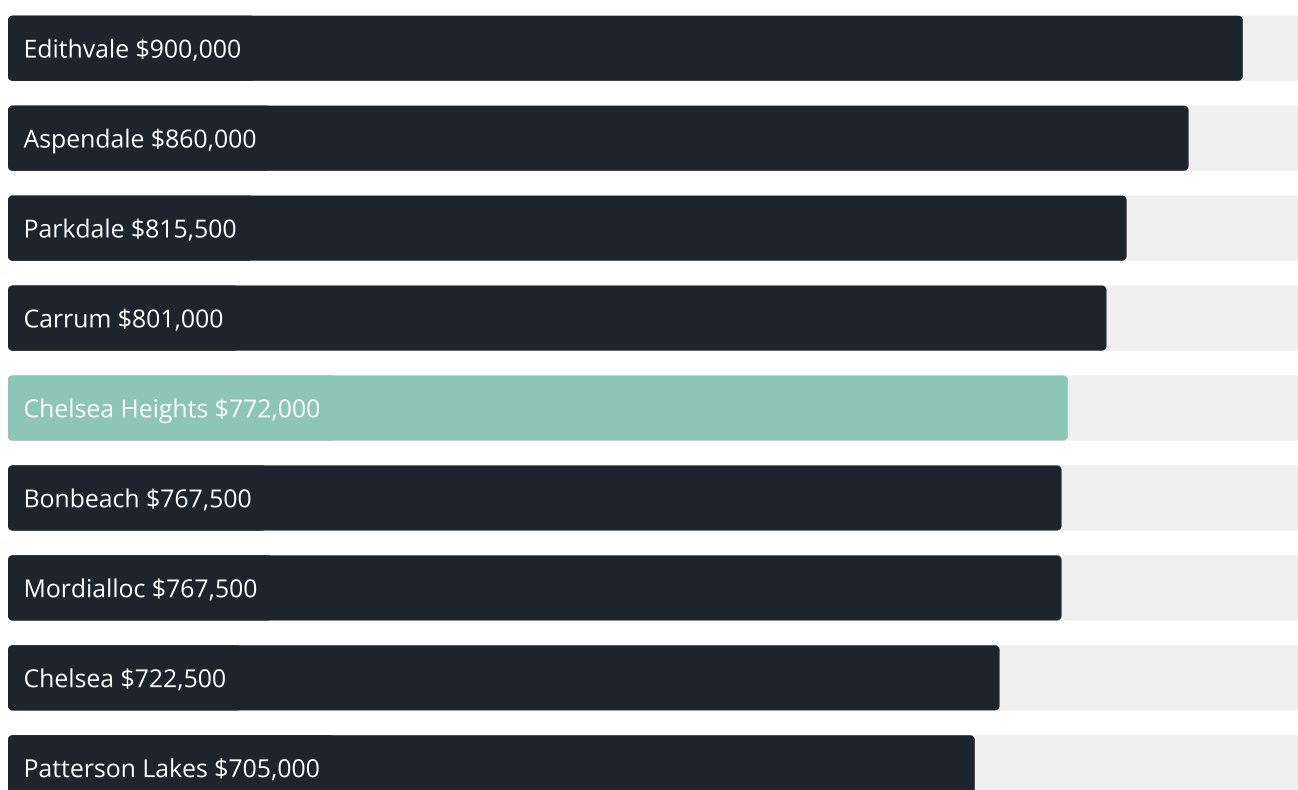
Quarterly Price Change

2.93% ↑

Quarterly Price Change*



CHELSEA HEIGHTS SUBURB REPORT

Median House Sale Price^{*}Median Unit Sale Price^{*}

CHELSEA HEIGHTS SUBURB REPORT

Sale Method*



● Auction 47%
● Private 53%

Auction Clearance Rate*

100%

Median Days on Market^

25 days

Average Hold Period*

8.8 years

Dwelling Type^



● Houses 79% ● Units 21%

Ownership^



● Owned Outright 41% ● Mortgaged 47% ● Rented 11%

Population^

5,393

Median Asking Rent per week*

\$675

Median Age^

40 years

Rental Yield*











3.46%

Median Household Size^











2.6 people

CHELSEA HEIGHTS SUBURB REPORT











Discover a snapshot of the most recent results for this suburb, to view the full 12 months of sales history, please go to jellisraig.com.au/suburbinsights

Address	Bedrooms	Type	Price	Sold
 20 Seaview Ct Chelsea Heights	4	House	\$1,402,200	20 Sep 2025
 2 Jabiru Dr Chelsea Heights	4	House	\$1,185,000	20 Sep 2025
 6 Perovic Pl Chelsea Heights	3	Unit	\$740,000	13 Sep 2025
 16 Kennedy Av Chelsea Heights	3	House	\$1,065,000	02 Sep 2025
 18 First Av Chelsea Heights	3	House	\$1,125,000	01 Sep 2025
 1/6 Seccull Dr Chelsea Heights	2	Unit	\$675,000	19 Aug 2025
 207 Thames Prm Chelsea Heights	3	House	\$950,000	02 Aug 2025
 8 Ninth Av Chelsea Heights	2	House	\$742,000	26 Jul 2025
 2 Tarana Ct Chelsea Heights	3	House	\$915,000	25 Jul 2025
 26 Second Av Chelsea Heights	4	House	\$820,000	12 Jul 2025

CHELSEA HEIGHTS SUBURB REPORT

Address	Bedrooms	Type	Price	Sold
 41/29 Wells Rd Chelsea Heights	2	House	\$750,000	11 Jul 2025
 4/225 Thames Prm Chelsea Heights	3	Flat/Unit/Apartment	\$1,070,000	10 Jul 2025
 1 Muir Ct Chelsea Heights	3	House	\$915,000	09 Jul 2025
 23 Eighth Av CHELSEA HEIGHTS	4	House	\$1,502,500	28 Jun 2025
 74 Amaroo Dr Chelsea Heights	3	House	\$1,050,000	27 Jun 2025
 32/149 Thames Prm Chelsea Heights	3	Unit	\$770,000	25 Jun 2025
 1/149 Thames Prm Chelsea Heights	2	Unit	\$575,000	13 Jun 2025
 7 Tern Cl Chelsea Heights	3	House	\$1,100,000	13 Jun 2025
 12 Panorama Dr Chelsea Heights	3	House	\$865,000	10 Jun 2025
 10 Skye Ct Chelsea Heights	4	House	\$1,250,000	02 Jun 2025

CHELSEA HEIGHTS SUBURB REPORT

Address	Bedrooms	Type	Price	Sold
 15 First Av Chelsea Heights	3	House	\$786,000	31 May 2025
 10 Sutton St CHELSEA HEIGHTS	4	House	\$1,411,000	24 May 2025
 21/149 Thames Prm Chelsea Heights	4	Unit	\$805,000	23 May 2025
 15 Fielding Dr Chelsea Heights	4	House	\$1,195,000	20 May 2025
 2a Third Av Chelsea Heights	2	House	\$775,000	19 May 2025
 11 Chelsea Park Dr Chelsea Heights	3	House	\$827,500	17 May 2025
 8 Lysander Ct CHELSEA HEIGHTS	4	House	\$1,100,000	16 May 2025
 4 Roche Ct Chelsea Heights	3	House	\$815,000	16 May 2025
 54 Chelsea Park Dr Chelsea Heights	3	House	\$800,000	10 May 2025
 25 Fourth Av Chelsea Heights	4	House	\$1,008,500	02 May 2025



Mentone Office
99a Balcombe Road, Mentone
(03) 9585 5667

jellisraig.com.au

Data is current as of PDF generation date 01/10/2025

* Updated Quarterly for the past 12 months

^ Updated daily for the past quarter

~ Updated daily: 33 recent results.

This publication contains data, analytics, statistics and other information supplied by PROPERTYDATAONLINE PTY LTD (PropertyData). The data provided in this publication is of a general nature and should not be construed as specific advice or relied upon in lieu of appropriate professional advice.

PropertyData relies upon data supplied by third parties and while the data is checked and reviewed, PropertyData does not warrant the accuracy or completeness of the information to the full extent permitted by the law and excludes all loss or damage howsoever arising (including through negligence) in connection with the data supplied by PropertyData. The State of Victoria owns the copyright in the Property Sales Data and reproduction of that data in any way without the consent of the State of Victoria will constitute a breach of the Copyright Act 1968 (cth). The State of Victoria does not warrant the accuracy or completeness of the Property Sales Data and any person using or relying upon such information does so on the basis that the State of Victoria accepts no responsibility or liability whatsoever for any errors, faults, defects or omissions in the information supplied.