

## *Suburb Report*

Know your neighbourhood.



# Property Prices

## Median House Price\*

Median

**\$1.18m**

Quarterly Price Change

**16.63% ↑**

## Median Unit Price\*

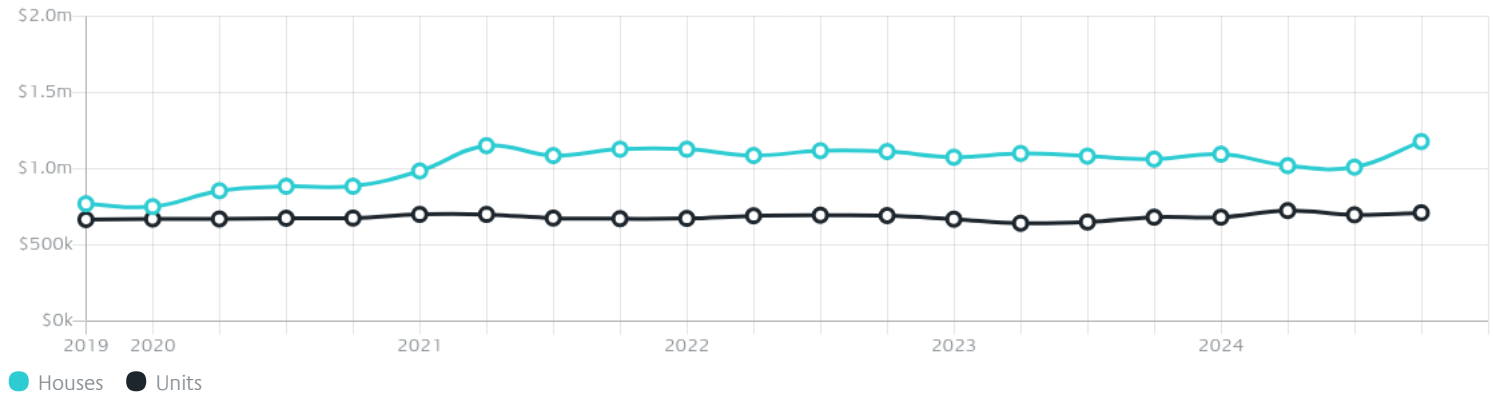
Median

**\$711k**

Quarterly Price Change

**1.93% ↑**

## Quarterly Price Change\*



# Surrounding Suburbs

---

## Median House Sale Price\*



## Median Unit Sale Price\*



# Sales Snapshot

## Sale Method<sup>\*</sup>



● Auction 50%  
● Private 50%

## Auction Clearance Rate<sup>\*</sup>

90%

## Median Days on Market<sup>^</sup>

23 days

## Average Hold Period<sup>\*</sup>

6.7 years

# Insights

## Dwelling Type<sup>^</sup>



● Houses 35% ● Units 65%

## Ownership<sup>^</sup>



● Owned Outright 31% ● Mortgaged 39% ● Rented 30%

## Population<sup>^</sup>

8,347

## Median Asking Rent per week<sup>\*</sup>

\$650

## Median Age<sup>^</sup>

41 years

## Rental Yield<sup>\*</sup>











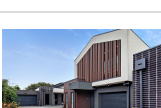
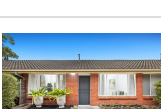
3.41%

## Median Household Size<sup>^</sup>













2.2 people

# Sold Properties~













Discover a snapshot of the most recent results for this suburb, to view the full 12 months of sales history, please go to [jellisraig.com.au/suburbinsights](https://jellisraig.com.au/suburbinsights)

Address	Bedrooms	Type	Price	Sold
 14 Barnes Gr Chelsea	4	House	\$1,585,000	27 Feb 2025
 1/11 Woodbine Gr Chelsea	3	Unit	\$960,000	26 Feb 2025
 4/53 Woodbine Gr Chelsea	2	Townhouse	\$800,000	21 Feb 2025
 2/48 Embankment Gr Chelsea	2	Unit	\$555,000	19 Feb 2025
 7 Franklin Av Chelsea	4	House	\$2,310,000	15 Feb 2025
 8/13-17 Fowler St Chelsea	2	Unit	\$705,000	12 Feb 2025
 3/52 Sherwood Av CHELSEA	2	Unit	\$671,000	10 Feb 2025
 15 Dennington La Chelsea	2	House	\$810,000	01 Feb 2025
 2/490-492 Nepean Hwy Chelsea	2	Apartment	\$481,000	30 Jan 2025
 78a Chelsea Rd Chelsea	3	Townhouse	\$905,000	30 Jan 2025
 3/39 Argyle Av Chelsea	3	Townhouse	\$930,000	29 Jan 2025
 4/25 Woodbine Gr CHELSEA	2	Unit	\$510,000	25 Jan 2025

# Sold Properties~

Address	Bedrooms	Type	Price	Sold
 1/76 Catherine Av Chelsea	2	Unit	\$661,000	18 Jan 2025
 70 Glenola Rd Chelsea	2	House	\$990,111	09 Jan 2025
 2/22 Embankment Gr Chelsea	2	Unit	\$730,000	06 Jan 2025
 6B/9 Golden Av CHELSEA	2	Flat/Unit/Apartment	\$725,000	06 Jan 2025
 5 Sturdee St Chelsea	3	House	\$1,455,000	27 Dec 2024
 3/31 Ella Gr Chelsea	3	Unit	\$998,500	18 Dec 2024
 4 Stayner Ct Chelsea	3	Flat/Unit/Apartment	\$710,000	17 Dec 2024
 42 Mulkarra Dr Chelsea	3	House	\$937,000	17 Dec 2024
 69a Embankment Gr Chelsea	3	House	\$950,000	14 Dec 2024
 26 Swan Wlk Chelsea	3	House	\$747,250	12 Dec 2024
 4/47 Catherine Av Chelsea	2	Unit	\$485,000	10 Dec 2024
 3/48 Glenola Rd Chelsea	2	Unit	\$712,000	07 Dec 2024

# Sold Properties~

Address	Bedrooms	Type	Price	Sold
 75 Glenola Rd Chelsea	4	House	\$2,100,000	05 Dec 2024
 120 Ella Gr Chelsea	4	House	\$1,070,000	04 Dec 2024
 1/18 Glenola Rd Chelsea	4	Townhouse	\$1,010,000	30 Nov 2024
 1/26 Sherwood Av Chelsea	2	Townhouse	\$510,000	29 Nov 2024
 2/54 Sherwood Av Chelsea	3	Townhouse	\$885,000	28 Nov 2024
 3/45 Swan Wlk CHELSEA	3	Unit	\$870,000	28 Nov 2024
 1/13 Chadwell Gr Chelsea	3	House	\$1,497,000	27 Nov 2024
 5 Baxter Ct Chelsea	2	Unit	\$580,000	26 Nov 2024
 1/3 Sherwood Av Chelsea	2	Unit	\$615,000	22 Nov 2024
 74B Glenola Rd Chelsea	4	Townhouse	\$1,370,655	21 Nov 2024
 7/15 Woodbine Gr Chelsea	2	Flat/Unit/Apartment	\$650,000	20 Nov 2024
 2a Fowler St Chelsea	4	House	\$1,400,000	18 Nov 2024



Mentone Office  
99a Balcombe Road, Mentone  
(03) 9585 5667

[jelliscraig.com.au](http://jelliscraig.com.au)

Data is current as of PDF generation date 01/03/2025

\* Updated Quarterly for the past 12 months

^ Updated daily for the past quarter

~ Updated daily: 33 recent results.

This publication contains data, analytics, statistics and other information supplied by PROPERTYDATAONLINE PTY LTD (PropertyData). The data provided in this publication is of a general nature and should not be construed as specific advice or relied upon in lieu of appropriate professional advice.

PropertyData relies upon data supplied by third parties and while the data is checked and reviewed, PropertyData does not warrant the accuracy or completeness of the information to the full extent permitted by the law and excludes all loss or damage howsoever arising (including through negligence) in connection with the data supplied by PropertyData. The State of Victoria owns the copyright in the Property Sales Data and reproduction of that data in any way without the consent of the State of Victoria will constitute a breach of the Copyright Act 1968 (cth). The State of Victoria does not warrant the accuracy or completeness of the Property Sales Data and any person using or relying upon such information does so on the basis that the State of Victoria accepts no responsibility or liability whatsoever for any errors, faults, defects or omissions in the information supplied.