

JellisCraig

CHELSEA

Suburb Report

Know your neighbourhood.



CHELSEA SUBURB REPORT

Median House Price*

Median

\$1.12m

Quarterly Price Change

0.40% ↑

Median Unit Price*

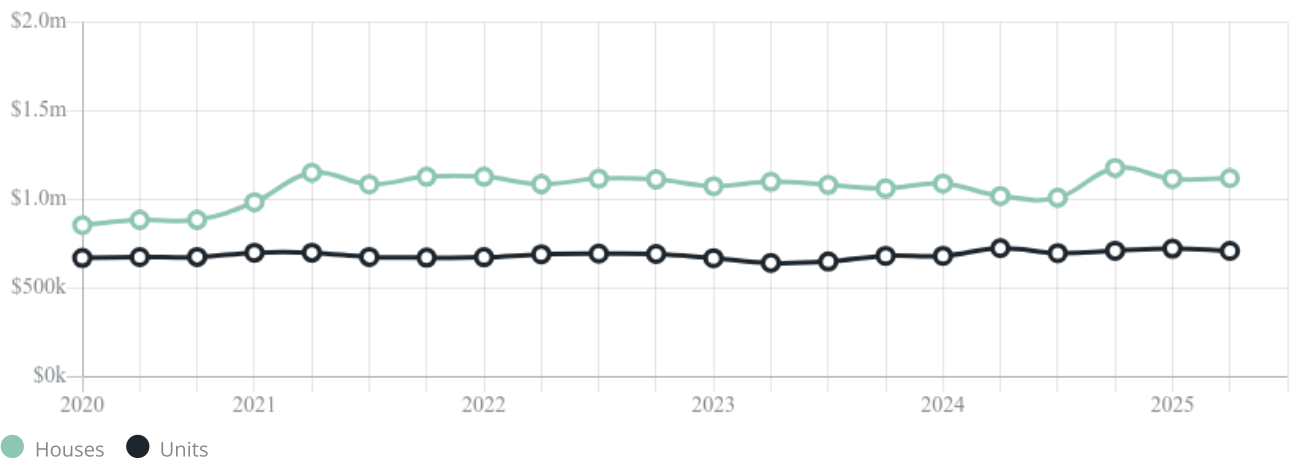
Median

\$710k

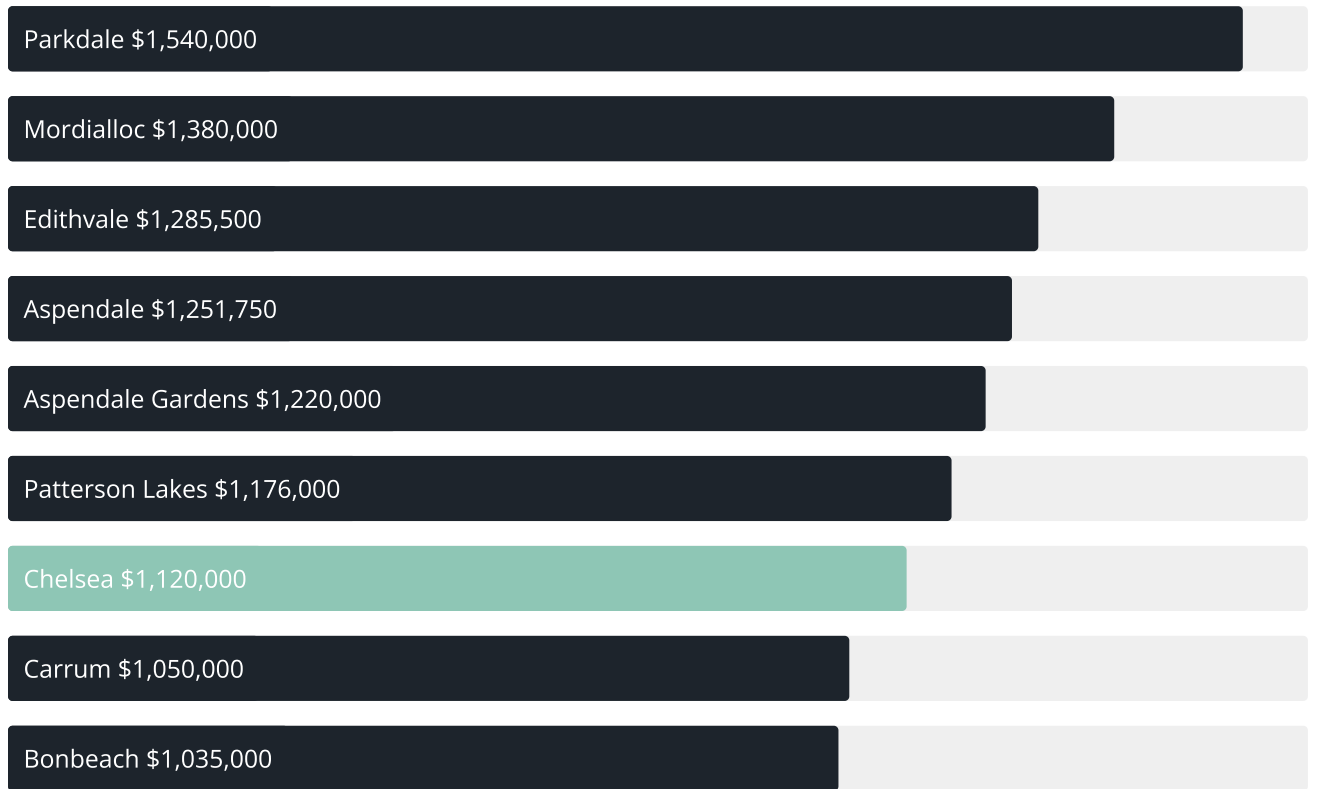

Quarterly Price Change

-1.73% ↓

Quarterly Price Change*



CHELSEA SUBURB REPORT

Median House Sale Price^{*}Median Unit Sale Price^{*}

CHELSEA SUBURB REPORT

Sale Method*



● Auction 50%

● Private 50%

Auction Clearance Rate*

85.19%

Median Days on Market^

24 days

Average Hold Period*

6.7 years

Dwelling Type^



● Houses 35%

● Units 65%

Ownership^



● Owned Outright 31%

● Mortgaged 39%

● Rented 30%

Population^

8,347

Median Asking Rent per week*

\$660

Median Age^

41 years

Rental Yield*











3.41%

Median Household Size^











2.2 people

CHELSEA SUBURB REPORT











Discover a snapshot of the most recent results for this suburb, to view the full 12 months of sales history, please go to jellisicraig.com.au/suburbinsights

Address	Bedrooms	Type	Price	Sold
 14 Famechon Rd Chelsea	4	House	\$1,301,000	16 Sep 2025
 1/13 Shenfield Av Chelsea	3	Townhouse	\$1,300,000	16 Sep 2025
 3 Baxter Av Chelsea	2	Unit	\$630,000	15 Sep 2025
 2/10 Sherwood Av Chelsea	2	Unit	\$838,000	13 Sep 2025
 1/42 Woodbine Gr Chelsea	3	Townhouse	\$1,045,000	13 Sep 2025
 1/5 Maury Rd Chelsea	2	Apartment	\$630,000	12 Sep 2025
 72 Catherine Av Chelsea	3	Townhouse	\$1,290,000	10 Sep 2025
 48b Swan Wlk Chelsea	2	Unit	\$770,000	08 Sep 2025
 3/7-13 Dobell Dr Chelsea	2	Unit	\$670,000	03 Sep 2025
 5 Jacksons Rd CHELSEA	2	Unit	\$715,000	30 Aug 2025

CHELSEA SUBURB REPORT

Address	Bedrooms	Type	Price	Sold
 1/23 Sherwood Av Chelsea	3	Unit	\$825,000	30 Aug 2025
 2/27 Swansea Rd Chelsea	2	Townhouse	\$1,030,000	27 Aug 2025
 9 Chelbara Ct Chelsea	3	Flat/Unit/Apartment	\$686,000	26 Aug 2025
 8/1-5 Dobell Dr Chelsea	2	Unit	\$550,000	25 Aug 2025
 4/51 Golden Av Chelsea	2	Townhouse	\$748,000	25 Aug 2025
 8/1 Dobell Dr Chelsea	2	Flat/Unit/Apartment	\$550,000	25 Aug 2025
 4/17 Golden Av Chelsea	2	Unit	\$751,000	24 Aug 2025
 4/14 Woodbine Gr Chelsea	2	Unit	\$610,000	23 Aug 2025
 2/27 Argyle Av CHELSEA	2	Unit	\$615,000	20 Aug 2025
 16 Jacksons Rd Chelsea	2	Unit	\$652,000	17 Aug 2025

CHELSEA SUBURB REPORT

Address	Bedrooms	Type	Price	Sold
 5/1 Blantyre Av Chelsea	2	Townhouse	\$735,000	14 Aug 2025
 4/13 Argyle Av Chelsea	2	Unit	\$525,000	11 Aug 2025
 20 Cross Rd Chelsea	3	House	\$840,000	11 Aug 2025
 5/48 Embankment Gr Chelsea	2	Unit	\$685,000	09 Aug 2025
 1/37 Argyle Av Chelsea	3	House	\$958,500	09 Aug 2025
 30 Mulkarra Dr Chelsea	3	House	\$1,000,000	07 Aug 2025
 1/23 Cross Rd Chelsea	2	Unit	\$755,000	04 Aug 2025
 34 Baxter Av Chelsea	3	Unit	\$821,000	02 Aug 2025
 1/490 Nepean Hwy CHELSEA	2	Apartment	\$545,000	28 Jul 2025
 93 Hughes Av Chelsea	3	House	\$927,500	22 Jul 2025



Mentone Office
99a Balcombe Road, Mentone
(03) 9585 5667

jellisrcraig.com.au

Data is current as of PDF generation date 01/10/2025

* Updated Quarterly for the past 12 months

^ Updated daily for the past quarter

~ Updated daily: 33 recent results.

This publication contains data, analytics, statistics and other information supplied by PROPERTYDATAONLINE PTY LTD (PropertyData). The data provided in this publication is of a general nature and should not be construed as specific advice or relied upon in lieu of appropriate professional advice.

PropertyData relies upon data supplied by third parties and while the data is checked and reviewed, PropertyData does not warrant the accuracy or completeness of the information to the full extent permitted by the law and excludes all loss or damage howsoever arising (including through negligence) in connection with the data supplied by PropertyData. The State of Victoria owns the copyright in the Property Sales Data and reproduction of that data in any way without the consent of the State of Victoria will constitute a breach of the Copyright Act 1968 (cth). The State of Victoria does not warrant the accuracy or completeness of the Property Sales Data and any person using or relying upon such information does so on the basis that the State of Victoria accepts no responsibility or liability whatsoever for any errors, faults, defects or omissions in the information supplied.