

# JellisCraig

CHELSEA

# Suburb Report

Know your neighbourhood.



CHELSEA SUBURB REPORT

Median House Price\*

Median

\$1.12m

Quarterly Price Change

0.40% ↑

Median Unit Price\*

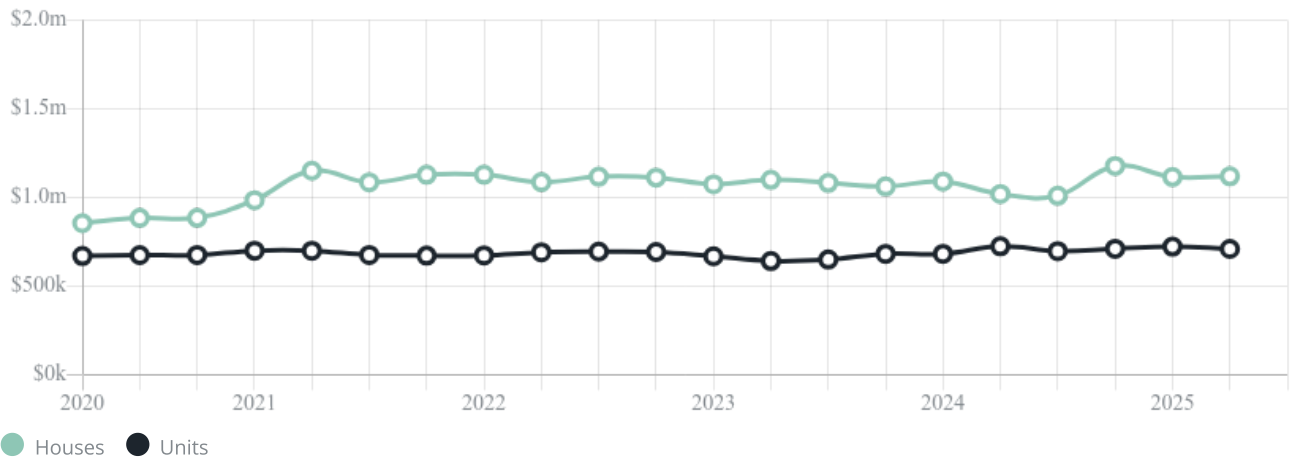
Median

\$710k

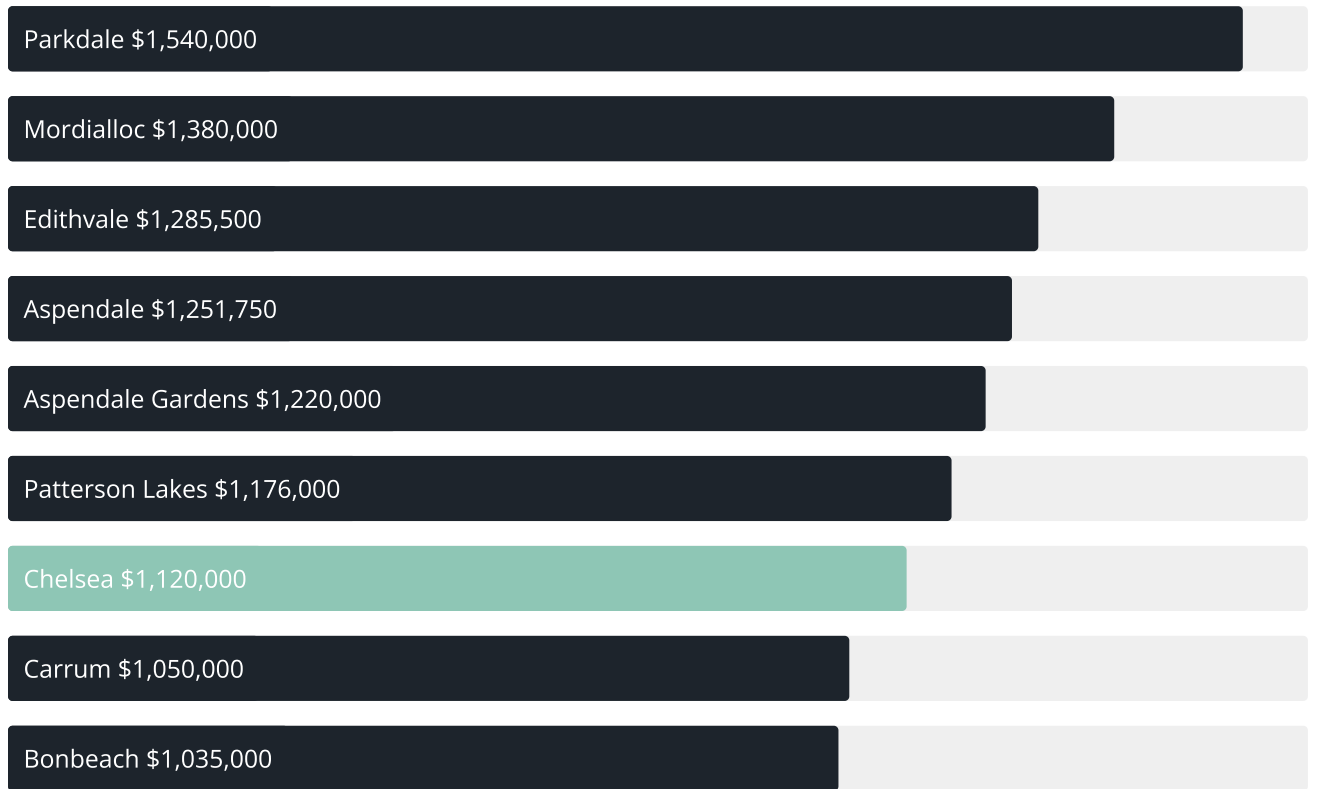

Quarterly Price Change

-1.73% ↓

Quarterly Price Change\*



## CHELSEA SUBURB REPORT

Median House Sale Price<sup>\*</sup>Median Unit Sale Price<sup>\*</sup>

## CHELSEA SUBURB REPORT

## Sale Method\*



## Auction Clearance Rate\*

84.62%

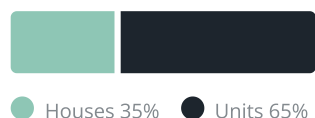
## Median Days on Market^

25 days

## Average Hold Period\*

6.7 years

## Dwelling Type^



## Ownership^



## Population^

8,347

## Median Asking Rent per week\*

\$660

## Median Age^

41 years

## Rental Yield\*











3.41%

## Median Household Size^











2.2 people

## CHELSEA SUBURB REPORT











Discover a snapshot of the most recent results for this suburb, to view the full 12 months of sales history, please go to [jellisraig.com.au/suburbinsights](https://jellisraig.com.au/suburbinsights)

Address	Bedrooms	Type	Price	Sold
 5 Jacksons Rd CHELSEA	2	Unit	\$715,000	30 Aug 2025
 1/23 Sherwood Av Chelsea	3	Unit	\$825,000	30 Aug 2025
 4/17 Golden Av Chelsea	2	Unit	\$751,000	24 Aug 2025
 4/14 Woodbine Gr Chelsea	2	Unit	\$610,000	23 Aug 2025
 2/27 Argyle Av CHELSEA	2	Unit	\$615,000	20 Aug 2025
 5/1 Blantyre Av Chelsea	2	Townhouse	\$735,000	14 Aug 2025
 20 Cross Rd Chelsea	3	House	\$840,000	11 Aug 2025
 4/13 Argyle Av Chelsea	2	Unit	\$525,000	11 Aug 2025
 5/48 Embankment Gr Chelsea	2	Unit	\$685,000	09 Aug 2025
 1/37 Argyle Av Chelsea	3	House	\$958,500	09 Aug 2025

## CHELSEA SUBURB REPORT

Address	Bedrooms	Type	Price	Sold
 1/23 Cross Rd Chelsea	2	Unit	\$755,000	04 Aug 2025
 34 Baxter Av Chelsea	3	Unit	\$821,000	02 Aug 2025
 1/490 Nepean Hwy CHELSEA	2	Apartment	\$545,000	28 Jul 2025
 7 Baxter Av Chelsea	2	Flat/Unit/Apartment	\$770,000	21 Jul 2025
 2/90 Catherine Av Chelsea	3	Townhouse	\$1,020,000	19 Jul 2025
 5/37 Swan Wlk CHELSEA	2	Unit	\$675,000	16 Jul 2025
 1/81 Sherwood Av Chelsea	4	House	\$860,000	12 Jul 2025
 109/310 Station St Chelsea	1	Apartment	\$420,000	11 Jul 2025
 2/23 Tarella Rd Chelsea	2	Flat/Unit/Apartment	\$680,000	08 Jul 2025
 1/3 Glenbrook Av Chelsea	3	House	\$935,000	05 Jul 2025

## CHELSEA SUBURB REPORT

Address	Bedrooms	Type	Price	Sold
 1/53 Glenola Rd Chelsea	3	Townhouse	\$1,080,000	05 Jul 2025
 1/34 Thames Prm Chelsea	2	Unit	\$660,000	04 Jul 2025
 4/13 Woodbine Gr Chelsea	2	Flat/Unit/Apartment	\$620,000	01 Jul 2025
 3/27 Swansea Rd Chelsea	2	Townhouse	\$1,125,000	25 Jun 2025
 10/8 Maury Rd Chelsea	2	Apartment	\$710,000	23 Jun 2025
 25 Jacksons Rd Chelsea	2	Unit	\$743,000	21 Jun 2025
 10 Collins Ct Chelsea	3	House	\$1,220,000	18 Jun 2025
 7 Boyd Av Chelsea	2	Unit	\$657,000	17 Jun 2025
 3/70 Sherwood Av Chelsea	3	Unit	\$1,050,000	16 Jun 2025
 2A Argyle Av Chelsea	3	House	\$1,045,000	14 Jun 2025





Mentone Office  
99a Balcombe Road, Mentone  
(03) 9585 5667

[jellisrcraig.com.au](http://jellisrcraig.com.au)

Data is current as of PDF generation date 01/09/2025

\* Updated Quarterly for the past 12 months

^ Updated daily for the past quarter

~ Updated daily: 33 recent results.

This publication contains data, analytics, statistics and other information supplied by PROPERTYDATAONLINE PTY LTD (PropertyData). The data provided in this publication is of a general nature and should not be construed as specific advice or relied upon in lieu of appropriate professional advice.

PropertyData relies upon data supplied by third parties and while the data is checked and reviewed, PropertyData does not warrant the accuracy or completeness of the information to the full extent permitted by the law and excludes all loss or damage howsoever arising (including through negligence) in connection with the data supplied by PropertyData. The State of Victoria owns the copyright in the Property Sales Data and reproduction of that data in any way without the consent of the State of Victoria will constitute a breach of the Copyright Act 1968 (cth). The State of Victoria does not warrant the accuracy or completeness of the Property Sales Data and any person using or relying upon such information does so on the basis that the State of Victoria accepts no responsibility or liability whatsoever for any errors, faults, defects or omissions in the information supplied.