

Suburb Report

Know your neighbourhood.



Property Prices

Median House Price*

Median

\$1.27m

Quarterly Price Change

0.00% ↓

Median Unit Price*


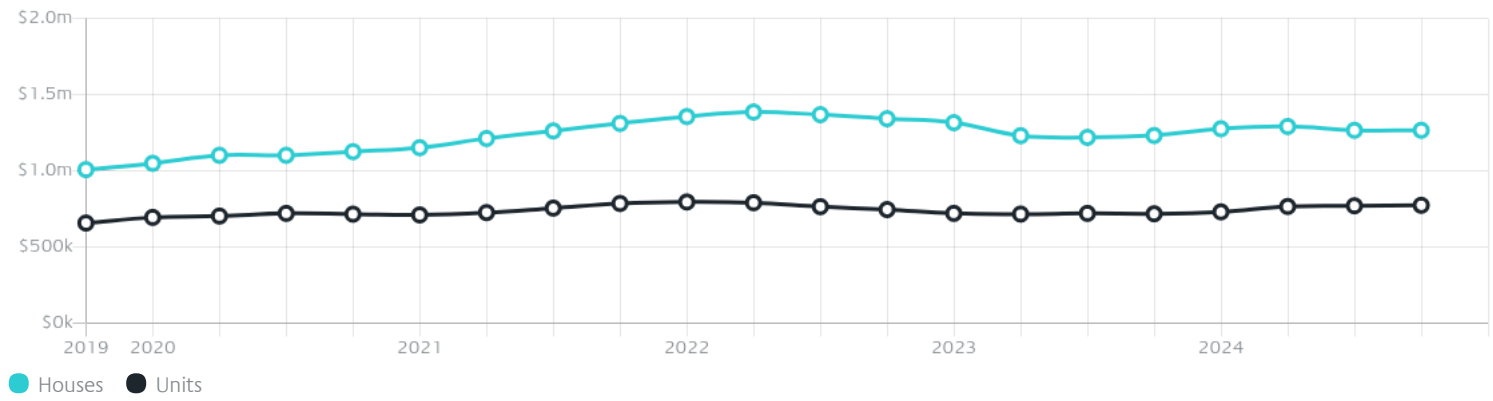
Median

\$773k

Quarterly Price Change

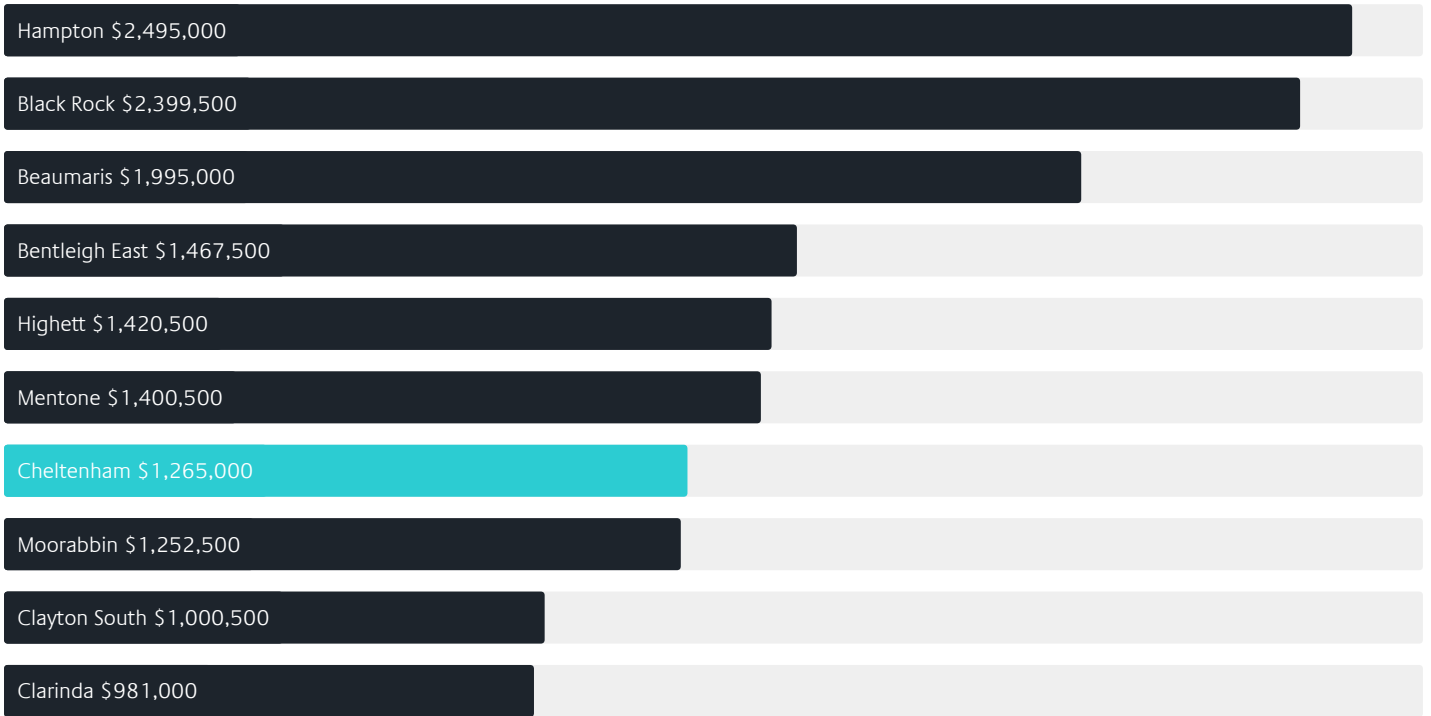
0.38% ↑

Quarterly Price Change*

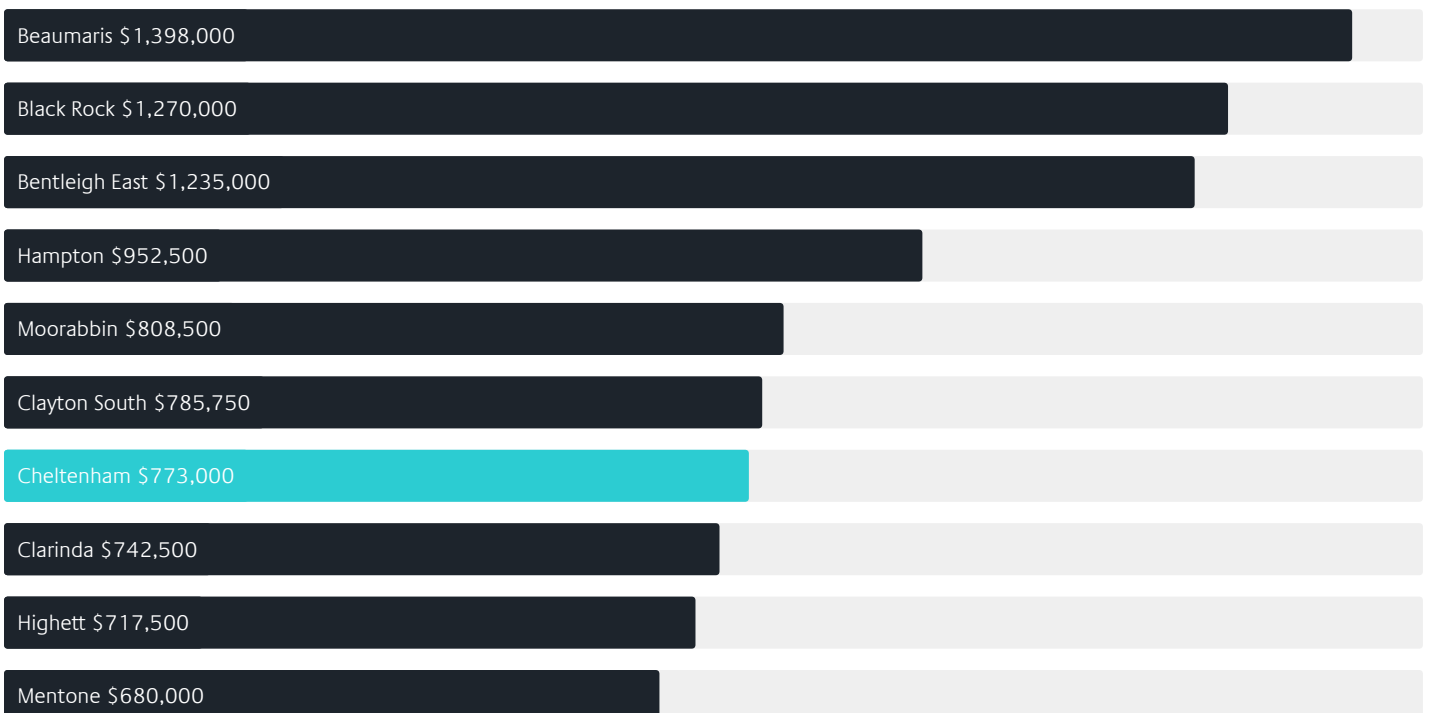


Surrounding Suburbs

Median House Sale Price*



Median Unit Sale Price*



Sales Snapshot

Sale Method^{*}



● Auction 66%
● Private 34%

Auction Clearance Rate^{*}

82.93%

Median Days on Market[^]

26 days

Average Hold Period^{*}

6.7 years

Insights

Dwelling Type[^]



● Houses 58% ● Units 42%

Ownership[^]



● Owned Outright 36% ● Mortgaged 40% ● Rented 24%

Population[^]

23,992

Median Asking Rent per week^{*}

\$700

Population Growth[^]

7.63%

Rental Yield^{*}

2.88%

Median Age[^]













40 years

Median Household Size[^]













2.4 people

Sold Properties~













Discover a snapshot of the most recent results for this suburb, to view the full 12 months of sales history, please go to jellisraig.com.au/suburbinsights

Address	Bedrooms	Type	Price	Sold
 2 Atunga Ct Cheltenham	3	House	\$1,200,000	29 Mar 2025
 47 Stuart Av Cheltenham	3	House	\$1,300,000	29 Mar 2025
 7 Harvey Ct Cheltenham	4	House	\$1,660,500	29 Mar 2025
 1a Wallingford St Cheltenham	2	Townhouse	\$980,500	29 Mar 2025
 5 Craig Ct Cheltenham	3	House	\$980,000	29 Mar 2025
 G06/19 Hall St Cheltenham	2	Apartment	\$607,000	25 Mar 2025
 73 Benkel Av Cheltenham	3	House	\$1,300,000	24 Mar 2025
 107/30 Garfield St Cheltenham	2	Apartment	\$555,000	22 Mar 2025
 41 Elliott St Cheltenham	4	House	\$1,760,000	22 Mar 2025
 2/310 Warrigal Rd Cheltenham	3	Unit	\$712,000	22 Mar 2025
 42 Snowdon Dr Cheltenham	4	House	\$1,175,000	22 Mar 2025
 1 Jodi St Cheltenham	3	House	\$1,220,000	20 Mar 2025

Sold Properties~

Address	Bedrooms	Type	Price	Sold
 16b Tenham Gr Cheltenham	3	Unit	\$1,045,000	15 Mar 2025
 32 Mulberry Av Cheltenham	3	Townhouse	\$860,000	14 Mar 2025
 17b Goulburn St Cheltenham	2	Townhouse	\$1,007,000	14 Mar 2025
 63 Pallisades Blvd Cheltenham	3	Townhouse	\$890,000	13 Mar 2025
 21 Bendigo St CHELTENHAM	3	House	\$1,270,000	13 Mar 2025
 106/30 Munro Av Cheltenham	1	Apartment	\$405,000	13 Mar 2025
 4/93 Bernard St CHELTENHAM	2	Unit	\$599,999	13 Mar 2025
 84 Centre Dandenong Rd Cheltenham	3	House	\$1,050,000	12 Mar 2025
 3/26 Charles St Cheltenham	2	Unit	\$615,000	12 Mar 2025
 4 Selwood Ret Cheltenham	3	House	\$730,000	08 Mar 2025
 33 Cavanagh St Cheltenham	2	House	\$1,410,000	08 Mar 2025
 3/1a Garfield St CHELTENHAM	3	Townhouse	\$835,000	08 Mar 2025

Sold Properties~

Address	Bedrooms	Type	Price	Sold
 4/30 Chesterville Rd Cheltenham	2	Unit	\$660,000	07 Mar 2025
 208/11 Maude St Cheltenham	1	Apartment	\$510,000	06 Mar 2025
 1a Cloyne St Cheltenham	4	House	\$1,425,000	05 Mar 2025
 109/1a Tibrockney St Cheltenham	2	Apartment	\$535,000	04 Mar 2025
 1331 Nepean Hwy Cheltenham	3	House	\$1,015,000	01 Mar 2025
 4/35 Tulip Gr Cheltenham	2	Apartment	\$395,000	01 Mar 2025
 116 Bernard St Cheltenham	3	House	\$1,006,000	01 Mar 2025
 4a Norma Av Cheltenham	3	Townhouse	\$1,300,000	01 Mar 2025
 24 Charles St Cheltenham	4	House	\$1,692,000	01 Mar 2025
 6a Follett Rd Cheltenham	3	Unit	\$1,070,000	28 Feb 2025
 2/226 Warrigal Rd Cheltenham	2	Unit	\$642,000	22 Feb 2025
 14 Jells Rd Cheltenham	3	House	\$1,155,000	22 Feb 2025



Please contact your local Jellis Craig office

jelliscraig.com.au

Data is current as of PDF generation date 01/04/2025

* Updated Quarterly for the past 12 months

^ Updated daily for the past quarter

~ Updated daily: 33 recent results.

This publication contains data, analytics, statistics and other information supplied by PROPERTYDATAONLINE PTY LTD (PropertyData). The data provided in this publication is of a general nature and should not be construed as specific advice or relied upon in lieu of appropriate professional advice.

PropertyData relies upon data supplied by third parties and while the data is checked and reviewed, PropertyData does not warrant the accuracy or completeness of the information to the full extent permitted by the law and excludes all loss or damage howsoever arising (including through negligence) in connection with the data supplied by PropertyData. The State of Victoria owns the copyright in the Property Sales Data and reproduction of that data in any way without the consent of the State of Victoria will constitute a breach of the Copyright Act 1968 (cth). The State of Victoria does not warrant the accuracy or completeness of the Property Sales Data and any person using or relying upon such information does so on the basis that the State of Victoria accepts no responsibility or liability whatsoever for any errors, faults, defects or omissions in the information supplied.