

JellisCraig

CHELtenham

Suburb Report

Know your neighbourhood.



CHELTENHAM SUBURB REPORT

Median House Price*

Median

\$1.23m

Quarterly Price Change

-1.28% ↓

Median Unit Price*

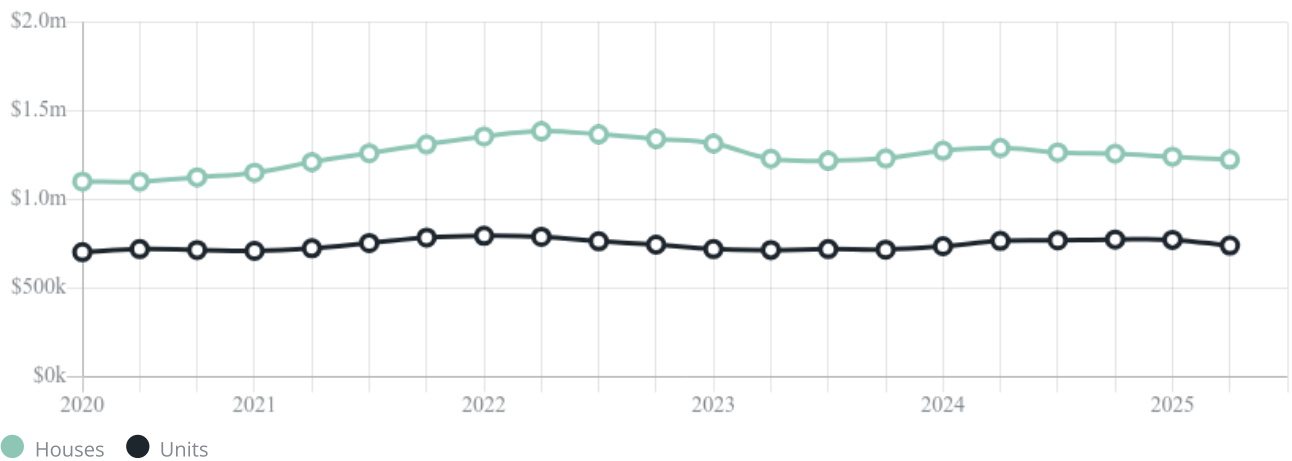
Median

\$740k

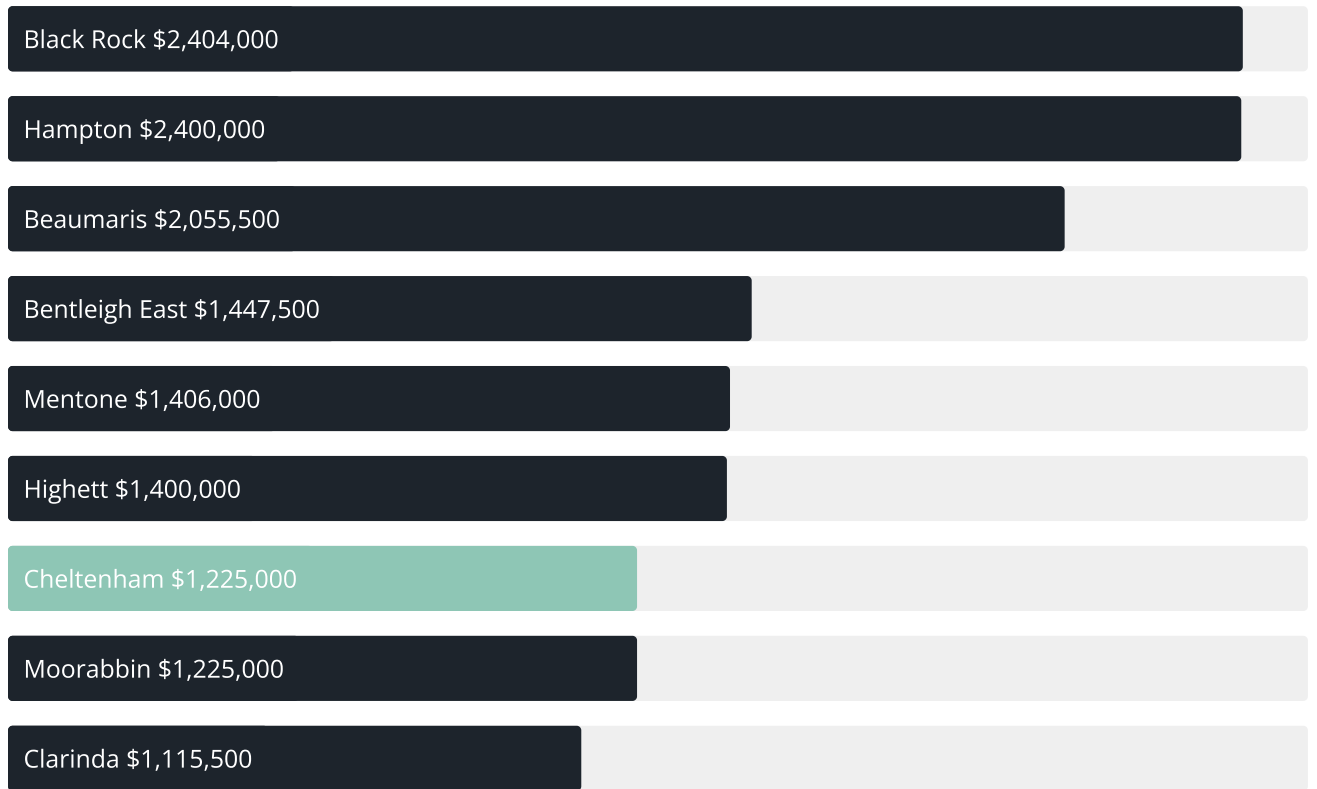
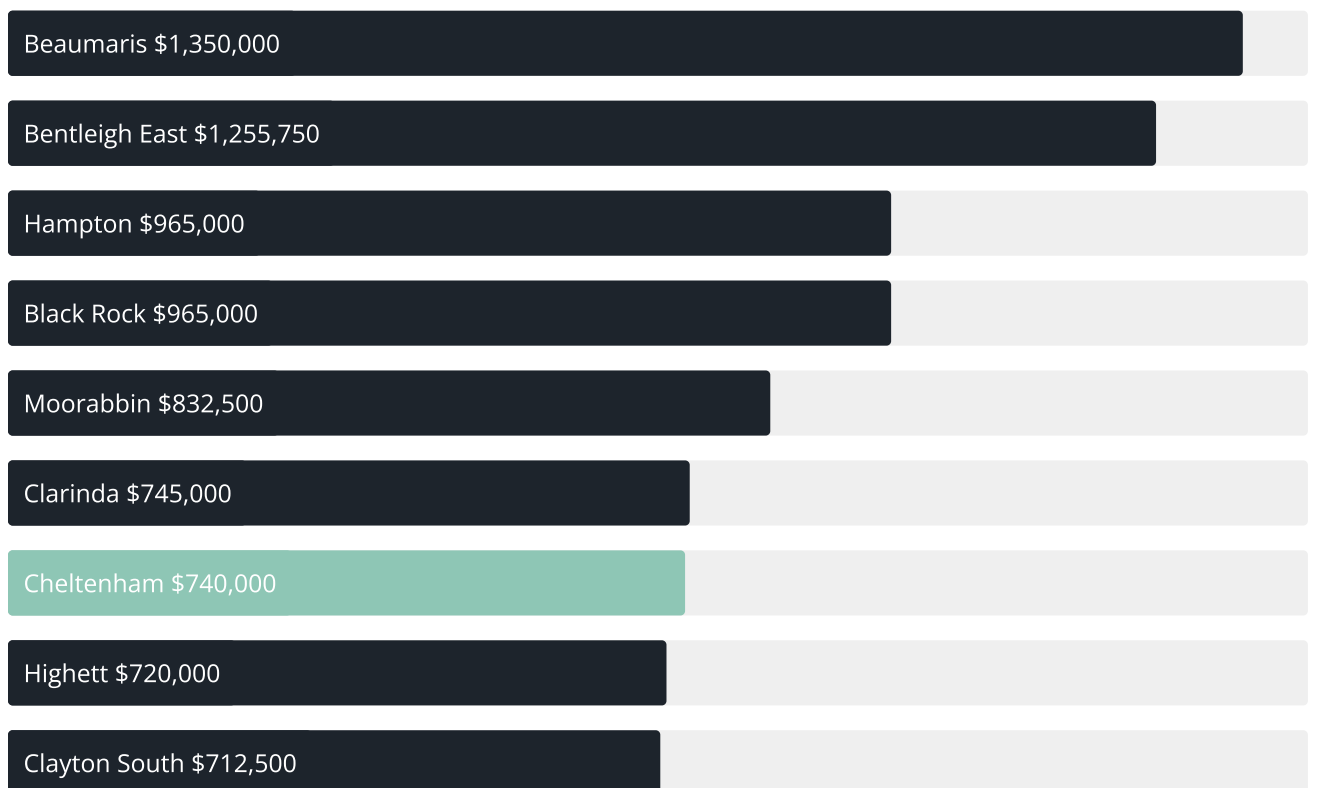
Quarterly Price Change

-4.20% ↓

Quarterly Price Change*



CHELTENHAM SUBURB REPORT

Median House Sale Price^{*}Median Unit Sale Price^{*}

CHELTENHAM SUBURB REPORT

Sale Method*



● Auction 72%
● Private 28%

Auction Clearance Rate*

89.36%

Median Days on Market^

25 days

Average Hold Period*

6.7 years

Dwelling Type^



● Houses 58% ● Units 42%

Ownership^



● Owned Outright 36% ● Mortgaged 40% ● Rented 24%

Population^

23,992

Median Asking Rent per week*

\$730

Population Growth^

7.63%

Rental Yield*

2.88%

Median Age^











40 years

Median Household Size^











2.4 people

CHELTENHAM SUBURB REPORT











Discover a snapshot of the most recent results for this suburb, to view the full 12 months of sales history, please go to jellisicraig.com.au/suburbinsights

Address	Bedrooms	Type	Price	Sold
 35 Charlton Av Cheltenham	3	Townhouse	\$903,000	09 Aug 2025
 13 Mcivor St Cheltenham	3	House	\$1,570,000	09 Aug 2025
 20 Renowden St Cheltenham	4	House	\$1,343,000	02 Aug 2025
 2/38 Eden St Cheltenham	2	Unit	\$695,000	02 Aug 2025
 77 Albenca St Cheltenham	3	House	\$1,325,000	02 Aug 2025
 25/94-96 Cavanagh St Cheltenham	2	Unit	\$640,000	01 Aug 2025
 17/1-6 Chaprowe Ct Cheltenham	2	Unit	\$640,000	01 Aug 2025
 1/41 Centre Dandenong Rd Cheltenham	2	Villa	\$721,000	30 Jul 2025
 204/11 Maude St Cheltenham	2	Apartment	\$625,000	30 Jul 2025
 205/6 Railway Rd Cheltenham	2	Apartment	\$430,000	27 Jul 2025

CHELtenham SUBURB REPORT

Address	Bedrooms	Type	Price	Sold
 2 Fairview Dr Cheltenham	3	Townhouse	\$1,190,000	26 Jul 2025
 1/5-7 Radcliff Av Cheltenham	2	Unit	\$670,000	26 Jul 2025
 18 Goulburn St Cheltenham	4	House	\$1,340,500	26 Jul 2025
 1 Shadwell St Cheltenham	3	House	\$1,200,000	26 Jul 2025
 29 Bellevue Rd Cheltenham	3	House	\$1,100,000	26 Jul 2025
 25 Gilford Gr Cheltenham	3	House	\$1,460,000	25 Jul 2025
 2 Everest Dr Cheltenham	2	Unit	\$850,000	22 Jul 2025
 305/9 Chesterville Rd CHELTENHAM	1	Apartment	\$320,000	22 Jul 2025
 1/207 Charman Rd Cheltenham	2	Unit	\$567,100	19 Jul 2025
 1/1252 Nepean Hwy Cheltenham	3	House	\$942,000	19 Jul 2025

CHELTENHAM SUBURB REPORT

Address	Bedrooms	Type	Price	Sold
 70/310 Warrigal Rd Cheltenham	2	Townhouse	\$852,000	19 Jul 2025
 1/338 Bay Rd Cheltenham	2	Apartment	\$455,000	17 Jul 2025
 16 Baringhup St Cheltenham	4	House	\$1,500,000	16 Jul 2025
 16 Lavender Av Cheltenham	3	Townhouse	\$863,000	12 Jul 2025
 40b Silver St Cheltenham	4	Townhouse	\$1,606,000	12 Jul 2025
 3/1 Haines St Cheltenham	3	Townhouse	\$1,018,500	06 Jul 2025
 4 Wilson St Cheltenham	3	House	\$1,125,000	05 Jul 2025
 1c Cobham St Cheltenham	4	Townhouse	\$1,260,000	05 Jul 2025
 15 Mernda Av Cheltenham	3	House	\$1,740,000	05 Jul 2025
 3/89 Bernard St Cheltenham	3	Unit	\$575,000	04 Jul 2025



Please contact your local Jellis Craig office

jelliscraig.com.au

Data is current as of PDF generation date 10/08/2025

* Updated Quarterly for the past 12 months

^ Updated daily for the past quarter

~ Updated daily: 33 recent results.

This publication contains data, analytics, statistics and other information supplied by PROPERTYDATAONLINE PTY LTD (PropertyData). The data provided in this publication is of a general nature and should not be construed as specific advice or relied upon in lieu of appropriate professional advice.

PropertyData relies upon data supplied by third parties and while the data is checked and reviewed, PropertyData does not warrant the accuracy or completeness of the information to the full extent permitted by the law and excludes all loss or damage howsoever arising (including through negligence) in connection with the data supplied by PropertyData. The State of Victoria owns the copyright in the Property Sales Data and reproduction of that data in any way without the consent of the State of Victoria will constitute a breach of the Copyright Act 1968 (cth). The State of Victoria does not warrant the accuracy or completeness of the Property Sales Data and any person using or relying upon such information does so on the basis that the State of Victoria accepts no responsibility or liability whatsoever for any errors, faults, defects or omissions in the information supplied.